

GENERAL FUND BUDGETARY COMPARISON SCHEDULE RATIONALE

The Budgetary Comparison Schedule as reported in the Commonwealth of Pennsylvania's (Commonwealth) Annual Comprehensive Financial Report (ACFR) is compiled from several source documents. Those source documents include the Governor's Executive Budget (GEB), the Department of Revenue Monthly Report (DOR), the Status of Appropriations (SOA), and the Statement of Unappropriated Surplus. Below is a copy of the General Fund Budgetary Comparison Schedule with references (in red) to these source documents. The reference notes are provided in the tables that follow immediately after this Schedule. These notes provide the relationship between the individual line items and the source documents, copies of which are presented following the narrative.

**Commonwealth of Pennsylvania
Budgetary Comparison Schedule
Budgeted Major Funds
General Fund
For the Fiscal Year Ended June 30, 2022**

(A)

(B)

(C)

(Expressed in Thousands)

	Original Budget	Difference	Final Budget	Difference	Actual (Budgetary Basis)
REVENUES:					
State Programs:					
Corporation Taxes.....	\$ 5,664,500	\$ 794,300	\$ 6,458,800	\$ 858,183	\$ 7,316,983
Consumption Taxes.....	14,296,500	858,100	15,154,600	236,874	15,391,474
Other Taxes.....	18,046,800	764,400	18,811,200	1,968,987	20,780,187
TOTAL TAX REVENUE.....	38,007,800	2,416,800	40,424,600	3,064,044	43,488,644
NonTax Revenue.....	4,528,400	5,800	4,534,200	111,376	4,645,576
TOTAL REVENUE STATE.....	42,536,200	2,422,600	44,958,800	3,175,420	48,134,220
less: Refunds.....	(1,295,000)	(125,000)	(1,420,000)	-	(1,420,000)
plus: Departmental services.....	5,712,217	-	5,712,217	130,663	5,842,880
TOTAL STATE PROGRAMS.....	46,953,417	2,297,600	49,251,017	3,306,083	52,557,100
Federal Programs.....	47,433,161	8,022,438	55,455,599	-	55,455,599
TOTAL REVENUES.....	94,386,578	10,320,038	104,706,616	3,306,083	108,012,699
EXPENDITURES:					
State Programs:					
State funds.....	44,296,797	766,681	45,063,478	130,663	45,194,141
TOTAL STATE PROGRAMS.....	44,296,797	766,681	45,063,478	130,663	45,194,141
Federal Programs.....	47,433,161	8,022,438	55,455,599	-	55,455,599
TOTAL EXPENDITURES.....	91,729,958	8,789,119	100,519,077	130,663	100,649,740
REVENUES AND OTHER SOURCES OVER (UNDER) EXPENDITURES AND OTHER USES.....	2,656,620	1,530,919	4,187,539	3,175,420	7,362,959
OTHER FINANCING SOURCES (USES):					
Current year lapses *.....	-	-	-	-	-
Prior year lapses.....	-	264,132	264,132	5,880	270,012
Transfer from Budget Stabilization Reserve Fund.....	-	-	-	-	-
Transfer to Budget Stabilization Reserve Fund.....	-	-	-	(2,100,000)	(2,100,000)
TOTAL OTHER FINANCING SOURCES (USES).....	-	264,132	264,132	(2,094,120)	(1,829,988)
REVENUES AND OTHER SOURCES OVER (UNDER) EXPENDITURES AND OTHER USES.....	2,656,620	1,795,051	4,451,671	1,081,300	5,532,971
FUND BALANCE					
(BUDGETARY BASIS), JUNE 30, 2021, RESTATED.....	-	4,450	4,450	-	4,450
FUND BALANCE					
(BUDGETARY BASIS), JUNE 30, 2022.....	\$ 2,656,620	\$ 1,799,501	\$ 4,456,121	\$ 1,081,300	\$ 5,537,421

* Current year lapse amount in the Actual (Budgetary Basis column) is already netted out of the state expenditure amount.

(A)-Original Budget:

The original budget column reports the amounts that were enacted/adopted by both the executive and legislative branches of Pennsylvania government prior to the beginning of the fiscal year. The source documentation for amounts displayed in the original budget column are reported in the GEB, with the exception of federal revenue and federal expenditures, and departmental services. The source documents for the federal revenue and federal expenditures are the federal ledgers as reported in the SOA.

Budget to Actual Ref.		Page Number
A-1	Total Revenue State – Governor’s Executive Budget (GEB 22-23) Page C1-12, (2021-22 Official Estimate)	4
A-2	Refunds – GEB 22-23 Page C1-8 2021-22 Available Column	5
A-3	Departmental Services – SAP SOA Pd 7/2021 State Ledgers, Estimated Augmentations \$5,712,217	6
A-4	Federal Program Revenue – SAP SOA Federal Ledgers	8
A-5	State Program Expenditures – Appropriations/Executive Authorizations by ESN	
	Original Budget various ESNs \$38,584,580	10 & 11
	Plus:	
	Estimated Augmentations, SAP SOA Pd 7/2021 (refer to A-3 above) \$5,712,217	6
	Total \$44,296,797	
A-6	Federal Program Expenditures – SAP SOA Federal Ledgers	8
A-7	Fund Balance June 30, 2021 Restated – GEB 22-23 Page C1-8 2020-21 Actual Column Ending Balance	5

(B)-Final Budget:

The final budget column reports the original budget amounts at fiscal year end and any adjustments that may have been made to the approved spending plan. This is referred to as rebudget and may include additional spending authority. The source documentation for amounts displayed in the final budget column are reported in the GEB, with the exception of federal revenue and federal expenditures, and departmental services.

Budget to Actual Ref.		Page Number
B-1	Total Revenue State – GEB 22-23 Page C1-12, (2021-22 Revised Estimate)	4
B-2	Refunds – Appropriation 20018 final budget updated by ESN 21-239	19 & 52
B-3	Departmental Services – SAP SOA Pd 7/2021 State Ledgers, Estimated Augmentations (refer to A-3 above)	6
B-4	Federal Program Revenue – SAP SOA Pd 13/2021 Federal Ledgers	
	Pre-Commitments \$1,278	
	Commitments \$5,735,775	
	Actual Expenditures \$41,751,883	
	Available Balance \$7,966,663	
	Total \$55,455,599	8 & 9
B-5	State Program Expenditures – Appropriations/Executive Authorizations by ESN	
	Original Budget various ESNs \$38,584,580	10 & 11
	Plus:	
	Estimated Augmentations, SAP SOA Pd 7/2021 (refer to A-3 above) \$5,712,217	6
	FY 21 Approved Supplementals \$8,450	10
	ESN 22-018 FY 21 Supplementals \$758,231	10
	Total \$45,063,478	10, 12 - 18
B-6	Federal Program Expenditures – SAP SOA Pd 13/2021 Federal Ledgers	
	Pre-Commitments \$1,278	
	Commitments \$5,735,775	
	Actual Expenditures \$41,751,883	
	Available Balance \$7,966,663	
	Total \$55,455,599	8 & 9
B-7	Current Year Lapses – GEB 22-23 Page C1-8, 2021-22 Available Column	5
B-8	Prior Year Lapses – GEB 22-23 Page C1-8, 2021-22 Available Column	5
B-9	Fund Balance June 30, 2021 Restated – GEB 22-23 Page C1-8, 2021-22 Available Column Adjusted Beginning Balance	5

(C)-Actual (Budgetary Basis):

The actual (budgetary basis) column reports the final amounts of revenue, expenditure and fund balance on a budgetary basis. The source documentation for amounts displayed in the actual (budgetary basis) column are reported in the DOR, SOA and Statement of Unappropriated Surplus.

Budget to Actual Ref.		Page Number
C-1	Total Revenue State – Department of Revenue (DOR) Actual June 2022 Revenue, DOR Monthly Report Page 4 or 5	7
C-2	Refunds – SAP SOA Pd 13/2021, SAP Appropriation 20018	6 & 18
C-3	Departmental Services – SAP SOA Pd 13/2021 State Ledgers, Actual Augmentations Column	18
C-4	Federal Program Revenue – SAP SOA Pd 13/2021 Federal Ledgers	
	Pre-Commitments \$1,278	
	Commitments \$5,735,775	
	Actual Expenditures \$41,751,883	
	Available Balance <u>\$7,966,663</u>	
	Total \$55,455,599	8 & 9
C-5	State Program Expenditures – SAP SOA Pd 13/2021 State Ledgers	
	Pre-Commitments \$18,624	
	Commitments \$527,787	
	Actual Expenditures \$41,857,459	
	Available Balance <u>\$2,790,271</u>	
	Total \$45,194,141	12 - 18
C-6	Federal Program Expenditures – SAP SOA Pd 13/2021 Federal Ledgers	
	Pre-Commitments \$1,278	
	Commitments \$5,735,775	
	Actual Expenditures \$41,751,883	
	Available Balance <u>\$7,966,663</u>	
	Total \$55,455,599	8 & 9
C-7	Prior Year Lapses – SAP SOA Pd 13/2021	
	State Appropriations \$153,304	
	State Executive Authorizations \$116,708	
	Continuing Ledgers \$0	
	Total \$270,012	19
C-8	Transfer to Budget Stabilization Fund ESN 22-075 \$2,100,000.00	19 & 55
C-9	Fund Balance June 30, 2021 Restated – FY 2021-22 Statement of Unappropriated Surplus Statement Adjusted Beginning Balance ESN 21-143	10, 19 & 49
C-10	Fund Balance June 30, 2022 – Statement of Unappropriated Surplus Statement Ending Balance at June 30, 2022	19

Adjustments to Revenue Estimate

On June 30, 2021, the Official Estimate for fiscal year 2021-22 was certified to be \$42,536,200,000. The adjustments detailed below take into account actual revenue collections through the first six months of the fiscal year and projected collections for the remainder of the fiscal year based on current expectations for the economy and revenue trends as well as tax proposals for the budget.

	(Dollar Amounts in Thousands)		
	2021-22 Official Estimate	Adjustments	2021-22 Revised Estimate
TAX REVENUE			
Corporation Taxes			
Corporate Net Income Tax	\$ 3,776,500	\$ 755,800	\$ 4,532,300
Selective Business:			
Gross Receipts Tax	1,020,200	12,000	1,032,200
Public Utility Realty Tax	40,900	500	41,400
Insurance Premiums Tax	419,800	6,200	426,000
Financial Institutions Taxes	407,100	19,800	426,900
Total — Corporation Taxes	<u>\$ 5,664,500</u>	<u>\$ 794,300</u>	<u>\$ 6,458,800</u>
Consumption Taxes			
Sales and Use Tax	\$ 12,801,100	\$ 881,600	\$ 13,682,700
Cigarette Tax	902,100	(33,000)	869,100
Other Tobacco Products Tax	143,000	2,200	145,200
Malt Beverage Tax	22,800	(500)	22,300
Liquor Tax	427,500	7,800	435,300
Total — Consumption Taxes	<u>\$ 14,296,500</u>	<u>\$ 858,100</u>	<u>\$ 15,154,600</u>
Other Taxes			
Personal Income Tax	\$ 15,768,800	\$ 566,900	\$ 16,335,700
Realty Transfer Tax	682,900	78,800	761,700
Inheritance Tax	1,377,400	68,900	1,446,300
Gaming Taxes	284,100	35,900	320,000
Minor and Repealed Taxes	(66,400)	13,900	(52,500)
Total — Other Taxes	<u>\$ 18,046,800</u>	<u>\$ 764,400</u>	<u>\$ 18,811,200</u>
TOTAL TAX REVENUE	<u>\$ 38,007,800</u>	<u>\$ 2,416,800</u>	<u>\$ 40,424,600</u>
NONTAX REVENUE			
State Stores Fund Transfer	\$ 185,100	\$ -	\$ 185,100
Licenses, Fees, and Miscellaneous:			
Licenses and Fees	125,500	36,500	162,000
Miscellaneous	4,152,700	(27,900)	4,124,800
Fines, Penalties, and Interest:			
Other	65,100	(2,800)	62,300
TOTAL NONTAX REVENUE	<u>\$ 4,528,400</u>	<u>\$ 5,800</u>	<u>\$ 4,534,200</u>
GENERAL FUND TOTAL	<u>\$ 42,536,200</u>	<u>\$ 2,422,600</u>	<u>\$ 44,958,800</u>

Seven Year Financial Statement

(Dollar Amounts in Thousands)

	2020-21 Actual	2021-22 Available	2022-23 Budget	2023-24 Estimated	2024-25 Estimated	2025-26 Estimated	2026-27 Estimated
Beginning Balance	\$ (2,734,070)	\$ -	\$ 6,454,581	\$ 3,381,780	\$ 1,164,363	\$ 34,660	\$ 232,447
Adjustment to Beginning Balance.....	18,795	4,450	-	-	-	-	-
Adjusted Beginning Balance.....	\$ (2,715,275)	\$ 4,450 B-9	\$ 6,454,581	\$ 3,381,780	\$ 1,164,363	\$ 34,660	\$ 232,447
Revenue:							
Corporation Taxes.....	\$ 6,328,715	\$ 6,458,800	\$ 6,135,900	\$ 5,789,700	\$ 5,871,700	\$ 5,881,400	\$ 5,676,200
Consumption Taxes	14,373,099	15,154,600	15,081,800	15,460,000	16,069,400	16,824,500	17,712,500
Other Taxes	18,477,822	18,811,200	19,932,700	20,929,200	21,959,000	23,059,500	24,433,500
Nontax Revenue	1,212,382	4,534,200	715,200	681,600	677,800	677,500	677,100
Total Revenue Receipts	\$ 40,392,018	\$ 44,958,800	\$ 41,865,600	\$ 42,860,500	\$ 44,577,900	\$ 46,442,900	\$ 48,499,300
Refunds.....	(1,262,000)	(1,295,000) A-2	(1,231,000)	(1,252,000)	(1,275,000)	(1,299,000)	(1,326,000)
Total Revenue.....	\$ 39,130,018	\$ 43,663,800	\$ 40,634,600	\$ 41,608,500	\$ 43,302,900	\$ 45,143,900	\$ 47,173,300
Prior Year Lapses	220,000	264,132 B-8	-	-	-	-	-
Funds Available.....	\$ 36,634,743	\$ 43,932,382	\$ 47,089,181	\$ 44,990,280	\$ 44,467,263	\$ 45,178,560	\$ 47,405,747
Expenditures:							
Appropriations.....	\$ 37,188,211	\$ 41,000,694	\$ 43,690,190	\$ 43,808,706	\$ 44,415,392	\$ 44,851,419	\$ 45,256,806
Executive Authorizations	21,648	18,691	17,211	17,211	17,211	17,211	17,211
Proposed Supplementals	-	(1,111,229)	-	-	-	-	-
Less Federal COVID Funds:							
Enhanced Medical Assistance							
Percentage.....	(1,651,173)	(2,430,355)	-	-	-	-	-
COVID-19 Response Restricted							
Account	(1,545,459)	-	-	-	-	-	-
Current Year Lapses	-	- B-7	-	-	-	-	-
Total Expenditures	\$ 34,013,227	\$ 37,477,801	\$ 43,707,401	\$ 43,825,917	\$ 44,432,603	\$ 44,868,630	\$ 45,274,017
Preliminary Balance	\$ 2,621,516	\$ 6,454,581	\$ 3,381,780	\$ 1,164,363	\$ 34,660	\$ 309,930	\$ 2,131,730
Transfer to Budget Stabilization							
Reserve Fund	(2,621,516)	-	-	-	-	(77,483)	(532,933)
Ending Balance	\$ - A-7	\$ 6,454,581	\$ 3,381,780	\$ 1,164,363	\$ 34,660	\$ 232,447	\$ 1,598,797

ORIGINAL/FINAL BUDGET & ACTUAL DEPARTMENTAL SERVICES

ORIGINAL

Filter
 99 Fund Indicator IX
 Approp Fiscal Yr 2021
 Approp Ledger Cd 1*; 2*; 3*; 155; 156
 Business area 10 - 99
 Chart of accounts COPA
 Controlling area COPA
 Fiscal year variant V6
 FM area COPA
 Fund Type 001

Variables

Business Area 10 - 99
 Posting Period 7
 Fiscal Year 2021
 Fund Type General Fund
 Approp Ledger 1*; 2*; 3*
 Approp Fiscal Year 2021

ACTUAL AUGS

Filter
 99 Fund Indicator IX
 Approp Fiscal Yr 2021
 Approp Ledger Cd 1*; 2*; 3*; 155; 156
 Business area 10 - 99
 Chart of accounts COPA
 Controlling area COPA
 Fiscal year variant V6
 FM area COPA
 Fund Type 001

Variables

Business Area 10 - 99
 Posting Period 13
 Fiscal Year 2021
 Fund Type General Fund
 Approp Ledger 1*; 2*; 3*
 Approp Fiscal Year 2021

STATUS OF APPROPRIATION

Business area	Approp Fiscal Yr	Pd 7/2021	Pd 13/2021	Difference
		Original	Actual Augs	
11	2021	\$ 9,192,000.00	\$ 7,964,045.01	\$ (1,227,954.99)
12	2021	\$ 12,331,000.00	\$ 12,286,468.16	\$ (44,531.84)
13	2021	\$ 26,165,030.00	\$ 24,284,988.42	\$ (1,880,041.58)
14	2021	\$ 39,425,088.00	\$ 35,828,012.70	\$ (3,597,075.30)
15	2021	\$ 69,023,000.00	\$ 60,656,523.34	\$ (8,366,476.66)
16	2021	\$ 6,216,000.00	\$ 6,766,820.30	\$ 550,820.30
17	2021	\$ 78,477,000.00	\$ 78,477,000.00	\$ 0.00
18	2021	\$ 59,958,000.00	\$ 58,104,998.83	\$ (1,853,001.17)
19	2021	\$ 86,548,069.70	\$ 86,348,744.26	\$ (199,325.44)
20	2021	\$ 755,172,000.00	\$ 752,440,461.27	\$ (2,731,538.73)
21	2021	\$ 3,866,386,434.00	\$ 3,897,836,209.31	\$ 31,449,775.31
24	2021	\$ 14,129,504.00	\$ 14,881,926.31	\$ 752,422.31
30	2021	\$ 1,458,000.00	\$ 1,872,014.30	\$ 414,014.30
31	2021	\$ 1,405,650.00	\$ 1,407,063.09	\$ 1,413.09
32	2021	\$ 3,500,000.00	\$ 4,576,201.38	\$ 1,076,201.38
35	2021	\$ 38,649,000.00	\$ 34,343,740.31	\$ (4,305,259.69)
38	2021	\$ 71,199,000.00	\$ 72,087,852.86	\$ 888,852.86
45	2021	\$ 0.00	\$ 19.80	\$ 19.80
51	2021	\$ 0.00	\$ 65,813,416.43	\$ 65,813,416.43
52	2021	\$ 0.00	\$ 9,249,267.82	\$ 9,249,267.82
53	2021	\$ 0.00	\$ 28,793,161.86	\$ 28,793,161.86
57	2021	\$ 0.00	\$ (1,094,985.80)	\$ (1,094,985.80)
58	2021	\$ 0.00	\$ 170,982.38	\$ 170,982.38
59	2021	\$ 0.00	\$ 12,743,902.31	\$ 12,743,902.31
62	2021	\$ 0.00	\$ 2,401,834.24	\$ 2,401,834.24
67	2021	\$ 23,214,635.00	\$ 18,821,571.77	\$ (4,393,063.23)
68	2021	\$ 9,698,800.00	\$ 9,605,417.18	\$ (93,382.82)
73	2021	\$ 0.00	\$ 9,282,031.09	\$ 9,282,031.09
74	2021	\$ 5,126,000.00	\$ 5,030,350.00	\$ (95,650.00)
75	2021	\$ 9,477,000.00	\$ 9,477,000.00	\$ 0.00
81	2021	\$ 511,484,747.06	\$ 507,113,377.66	\$ (4,371,369.40)
92	2021	\$ 11,247,000.00	\$ 12,229,193.46	\$ 982,193.46
99	2021	\$ 2,734,000.00	\$ 3,081,128.46	\$ 347,128.46
Overall Result		\$ 5,712,216,957.76	\$ 5,842,880,738.51	\$ 130,663,780.75

A-3

C-3

B-3

MONTHLY REVENUE REPORT

Tom Wolf, Governor C. Daniel Hassell, Secretary of Revenue



JUNE 2022

GENERAL FUND GROWTH

\$K

REVENUE SOURCES	JUNE 2022	JUNE 2021	GROWTH	FISCAL YTD 2021-22	FISCAL YTD 2020-21	GROWTH
TOTAL - GENERAL FUND	4,244,522	3,768,379	12.6%	48,134,220 C-1	40,392,018	19.2%
TOTAL - TAX REVENUE	4,206,559	3,665,401	14.8%	43,488,644	39,179,636	11.0%
TOTAL - CORPORATION TAXES	972,009	714,207	36.1%	7,316,983	6,333,490	15.5%
Accelerated Deposits	3,211	-2,357	236.2%	862	4,775	-81.9%
Corporate Net Income	969,988	711,520	36.3%	5,323,091	4,423,759	20.3%
Gross Receipts	2,934	2,247	30.5%	1,022,443	989,981	3.3%
Utility Property	0	207	-100.0%	39,498	40,214	-1.8%
Insurance Premiums	-9,266	-6,143	-50.8%	482,284	451,784	6.8%
Bank Shares	1,845	1,827	1.0%	415,743	399,935	4.0%
Mutual Thrift	3,297	6,907	-52.3%	33,060	23,042	43.5%
TOTAL - CONSUMPTION TAXES	1,360,838	1,341,855	1.4%	15,391,474	14,373,099	7.1%
SALES & USE	1,217,493	1,201,331	1.3%	13,914,255	12,834,895	8.4%
Non-Motor Vehicle	1,061,299	1,019,638	4.1%	12,076,320	10,987,199	9.9%
Motor Vehicle	156,194	181,692	-14.0%	1,837,934	1,847,696	-0.5%
Cigarette	93,639	91,937	1.9%	874,065	964,201	-9.3%
Other Tobacco Products	12,792	11,697	9.4%	149,417	134,893	10.8%
Malt Beverage	2,101	2,041	2.9%	22,473	23,271	-3.4%
Liquor	34,813	34,849	-0.1%	431,264	415,839	3.7%
TOTAL - OTHER TAXES	1,873,712	1,609,338	16.4%	20,780,187	18,473,047	12.5%
PERSONAL INCOME	1,641,077	1,431,003	14.7%	18,125,689	16,283,385	11.3%
Withholding	1,076,170	989,787	8.7%	12,026,246	10,837,978	11.0%
Quarterly	502,213	375,413	33.8%	2,760,419	2,559,332	7.9%
Annual	62,694	65,803	-4.7%	3,339,023	2,886,076	15.7%
Realty Transfer	75,955	65,131	16.6%	847,072	640,233	32.3%
Inheritance	121,648	100,809	20.7%	1,550,429	1,345,500	15.2%
Gaming	19,615	24,779	-20.8%	307,857	241,834	27.3%
Minor & Repealed	15,417	-12,384	224.5%	-50,860	-37,905	-34.2%
TOTAL - NON-TAX REVENUE	37,963	102,978	-63.1%	4,645,577	1,212,382	283.2%
Liquor Store Profits	0	42,500	-100.0%	185,100	185,100	0.0%
Licenses & Fees	6,006	6,592	-8.9%	168,025	187,242	-10.3%
Miscellaneous	32,174	55,718	-42.3%	4,225,567	775,911	444.6%
Fines, Penalties, & Interest	-216	-1,832	88.2%	66,885	64,128	4.3%

ORIGINAL AND FINAL BUDGET FEDERAL REVENUE AND EXPENDITURES

STATUS OF APPROPRIATION

Filter
 99 Fund Indicator IX
 Approp Fiscal Yr 2021
 Approp Ledger Cd 70 - 89; 155; 156
 Business area 10 - 99
 Chart of accounts COPA
 Controlling area COPA
 Fiscal year variant V6
 FM area COPA
 Fund Type 001

Variables
 Business Area 10 - 99
 Posting Period 13
 Fiscal Year 2021
 Fund Type General Fund
 Approp Ledger One Yr App-Fed - 89
 Approp Fiscal Year 2021

Business area			Final Federal	ESN 22-018 GF Fed Supplementals	Other ESNs Issued After Period 1/2021	Original Federal
10	Aging	2021	\$ 114,099,052.00		\$ 8,480,052.00	\$ 105,619,000.00
11	Corrections	2021	\$ 41,595,000.00		\$ 22,016,000.00	\$ 19,579,000.00
12	Labor & Industry	2021	\$ 538,382,791.00		\$ 11,168,791.00	\$ 527,214,000.00
13	Military & Veteran	2021	\$ 225,301,000.00		\$ 9,595,000.00	\$ 215,706,000.00
14	Attorney General	2021	\$ 17,939,000.00		\$ 400,000.00	\$ 17,539,000.00
16	Education	2021	\$ 8,034,213,000.00	\$ 136,000,000.00	\$ 59,045,000.00	\$ 7,839,168,000.00
17	Public Utility Com	2021	\$ 5,128,000.00		\$ 0.00	\$ 5,128,000.00
19	State Department	2021	\$ 18,199,000.00		\$ 0.00	\$ 18,199,000.00
20	State Police	2021	\$ 41,359,000.00		\$ 750,000.00	\$ 40,609,000.00
21	Human Services	2021	\$ 37,693,724,508.47	\$ 3,914,431,000.00	\$ 2,620,798,508.47	\$ 31,158,495,000.00
24	Community & Eco	2021	\$ 1,008,153,768.00	\$ (20,000,000.00)	\$ 518,885,768.00	\$ 509,268,000.00
30	Historical & Muse	2021	\$ 12,383,000.00		\$ 8,000.00	\$ 12,375,000.00
31	PA Emergency Ma	2021	\$ 581,257,000.00		\$ 365,950,000.00	\$ 215,307,000.00
35	Environmental Pr	2021	\$ 476,157,000.00		\$ 220,037,000.00	\$ 256,120,000.00
38	Conservation & N	2021	\$ 167,290,000.00		\$ 100,000,000.00	\$ 67,290,000.00
39	PA Higher Educat	2021	\$ 20,000,000.00		\$ 20,000,000.00	\$ 0.00
51	Supreme Court	2021	\$ 1,742,000.00		\$ 0.00	\$ 1,742,000.00
67	Health	2021	\$ 849,192,555.00		\$ 203,055,555.00	\$ 646,137,000.00
68	Agriculture	2021	\$ 108,124,249.00		\$ 4,124,249.00	\$ 104,000,000.00
74	Drug and Alcohol	2021	\$ 305,198,000.00		\$ 2,194,000.00	\$ 303,004,000.00
78	Transportation	2021	\$ 205,750,000.00		\$ (279,000,000.00)	\$ 484,750,000.00
79	Insurance	2021	\$ 5,000,000.00		\$ 0.00	\$ 5,000,000.00
81	Executive Offices	2021	\$ 4,535,048,655.00		\$ 104,498,655.00	\$ 4,430,550,000.00
90	System of Higher	2021	\$ 50,000,000.00		\$ 0.00	\$ 50,000,000.00
94	PA Housing Finar	2021	\$ 400,362,000.00		\$ 0.00	\$ 400,362,000.00
Overall Result			\$ 55,455,598,578.47	\$ 4,030,431,000.00	\$ 3,992,006,578.47	\$ 47,433,161,000.00

\$ 0.00 Less CY Lapses

\$ 55,455,598,578.47	Final Federal	B-4, B-6
\$ 47,433,161,000.00	Original Federal	A-4, A-6
\$ 8,022,437,578.47	Diff	

Variables

Business Area	10 - 99
Posting Period	13
Fiscal Year	2021
Fund Type	General Fund
Fund	7000000000 - 8999999999
Approp Fiscal Year	2021

Status of Appropriations

Last Data Update (8/26/22 12:12 PM) Query Last Refreshed At 8/26/22 2:56 PM

Information

Query Created By	KWITMER	Query Last Refreshed At	8/26/22 2:56 PM
Logged On User	P00049066	Key Date	8/26/22 12:00 AM
Query Last Changed By	BHOFFMAN	Query Last Changed At	9/21/14 7:23 AM
InfoProviderTechnical Name	ZBE_M01	Last Data Update	8/26/22 12:01 PM
Query Technical Name	YZBE_M01_Q5011		
Data Source Name	Status of Appropriations		

General Fund
 Budget to Actual
 Final and Actual
 Federal Ledgers
 June 30, 2022

Actual
 (Budgetary
 Basis) Federal
 Program
 Revenue/
 Expenditures

Actual
 (Budgetary
 Basis) Federal
 Program
 Revenue/
 Expenditures

Actual
 (Budgetary
 Basis) Federal
 Program
 Revenue/
 Expenditures

Filter

99 Fund Indicator	IX
Approp Fiscal Yr	2021
Approp Ledger Cd	!Pur of Inv - Sh Term; !Pur of
Business area	10 - 99
Chart of accounts	COPA
Controlling area	COPA
Fiscal year variant	V6
FM area	COPA
Fund	7000000000 - 8999999999
Fund Type	001

Business area	Appropriation		Approp Fiscal Yr	Apps/EAs/Cry Fwd - A	Est Augs - B	Actual Augs - C	Pre-Commits - D	Commitments - E	Act Expend - F	Lapses/Fed Exps - G	Available Balance A-C-D-E-F+G
	70006	Pre-Adm Assessments	2021	\$ 4,000,000.00	\$ 0.00				\$ 0.00		\$ 4,000,000.00
	70007	Title III-Administra	2021	\$ 1,781,000.00	\$ 0.00	\$ 0.00	\$ 0.00	\$ 0.00	\$ 1,719,000.00	\$ 0.00	\$ 62,000.00
	70008	Title V-Administrati	2021	\$ 127,000.00	\$ 0.00	\$ 0.00	\$ 0.00	\$ 0.00	\$ 127,000.00	\$ 0.00	\$ 0.00
	70009	MA - Administration	2021	\$ 888,000.00	\$ 0.00	\$ 0.00	\$ 0.00	\$ 0.00	\$ 129,197.99	\$ 0.00	\$ 758,802.01
	70011	Title 111-Family Car	2021	\$ 10,000,000.00	\$ 0.00	\$ 0.00	\$ 0.00	\$ 501,998.00	\$ 6,622,574.00	\$ 0.00	\$ 2,875,428.00
	70425	MA Support	2021	\$ 9,000,000.00	\$ 0.00	\$ 0.00	\$ 0.00	\$ 1,997,420.60	\$ 3,417,680.93	\$ 0.00	\$ 3,584,898.47
	71048	P/A-Title VII-Admin	2021	\$ 352,000.00	\$ 0.00	\$ 0.00	\$ 0.00	\$ 0.00	\$ 352,000.00	\$ 0.00	\$ 0.00
	71049	P/A-Title III	2021	\$ 52,000,000.00	\$ 0.00	\$ 0.00	\$ 0.00	\$ 938,880.93	\$ 48,824,305.63	\$ 0.00	\$ 2,236,813.44
	71050	P/A-Nutrition	2021	\$ 10,000,000.00	\$ 0.00	\$ 0.00	\$ 0.00	\$ 0.00	\$ 6,000,000.00	\$ 0.00	\$ 4,000,000.00
	71051	P/A-Title V-Employ	2021	\$ 8,000,000.00	\$ 0.00	\$ 0.00	\$ 0.00	\$ 940,447.52	\$ 3,234,370.48	\$ 0.00	\$ 3,825,182.00
	71052	P/A-Title VII-Eld RP	2021	\$ 7,800,000.00	\$ 0.00	\$ 0.00	\$ 0.00	\$ 750,859.41	\$ 3,772,833.57	\$ 0.00	\$ 3,276,307.02
	71053	MA-NursHomeTranAdmin	2021	\$ 700,000.00	\$ 0.00					\$ 0.00	\$ 700,000.00
	71120	ChronDis Self-MgmtEd	2021	\$ 271,000.00	\$ 0.00	\$ 0.00	\$ 0.00	\$ 19,675.00	\$ 52,623.10	\$ 0.00	\$ 198,701.90
	80594	OverdoseDataToAction	2021	\$ 1,032,000.00	\$ 0.00	\$ 0.00	\$ 0.00	\$ 250,126.00	\$ 430,172.00	\$ 0.00	\$ 351,702.00
	80910	State OpioidResponse	2021	\$ 57,000.00	\$ 0.00	\$ 0.00	\$ 0.00	\$ 0.00	\$ 15,358.65	\$ 0.00	\$ 41,641.35
	87445	COVID-CrmyVccnEd&Ot	2021	\$ 250,000.00	\$ 0.00					\$ 0.00	\$ 250,000.00
	87453	COVID-PblHlthWrkfExAg	2021	\$ 4,321,000.00	\$ 0.00					\$ 0.00	\$ 4,321,000.00
	87650	COVID-PFTA-TitleIII	2021	\$ 3,520,052.00	\$ 0.00	\$ 0.00	\$ 0.00	\$ 0.00	\$ 0.00	\$ 0.00	\$ 3,520,052.00
	70366	Natl End Arts-Adm	2021	\$ 1,031,000.00	\$ 0.00	\$ 0.00	\$ 0.00	\$ 0.00	\$ 1,031,000.00	\$ 0.00	\$ 0.00
	70369	SNAP - Prog Acct	2021	\$ 7,000,000.00	\$ 0.00	\$ 0.00	\$ 0.00	\$ 0.00	\$ 4,614,983.57	\$ 0.00	\$ 2,385,016.43
	70370	Med Assis-Prog Acct	2021	\$ 5,500,000.00	\$ 0.00	\$ 0.00	\$ 0.00	\$ 0.00	\$ 4,168,151.99	\$ 0.00	\$ 1,331,848.01
	70372	TANFBG - Prog Acct	2021	\$ 1,500,000.00	\$ 0.00	\$ 0.00	\$ 0.00	\$ 0.00	\$ 877,382.40	\$ 0.00	\$ 622,617.60
	70373	Subszd Day Care Frd	2021	\$ 905,000.00	\$ 0.00	\$ 0.00	\$ 0.00	\$ 0.00	\$ 158,918.24	\$ 0.00	\$ 746,081.76
	70383	Victims of Crime Act	2021	\$ 5,000,000.00	\$ 0.00	\$ 0.00	\$ 0.00	\$ 75,888.64	\$ 2,862,194.76	\$ 0.00	\$ 2,061,916.60
	70385	Violence Agnst Women	2021	\$ 7,000,000.00	\$ 0.00	\$ 0.00	\$ 0.00	\$ 1,516,539.03	\$ 3,582,071.15	\$ 0.00	\$ 1,901,389.82
	70386	Vlnc Agnst Wmn-Admn	2021	\$ 600,000.00	\$ 0.00	\$ 0.00	\$ 0.00	\$ 1,144.47	\$ 401,961.63	\$ 0.00	\$ 196,893.90
	70389	Pln for Jvnl Jstce	2021	\$ 150,000.00	\$ 0.00	\$ 0.00	\$ 0.00	\$ 75.94	\$ 149,040.19	\$ 0.00	\$ 883.87
	70390	Statistical Analysis	2021	\$ 400,000.00	\$ 0.00	\$ 0.00	\$ 0.00	\$ 78,047.59	\$ 218,971.44	\$ 0.00	\$ 102,980.97
	70391	Criminal Identificion	2021	\$ 10,500,000.00	\$ 0.00	\$ 0.00	\$ 0.00	\$ 183,503.91	\$ 356,517.79	\$ 0.00	\$ 9,959,978.30
	70400	Jvl Jstc&Dlnqcy Prev	2021	\$ 3,000,000.00	\$ 0.00	\$ 0.00	\$ 0.00	\$ 635,971.79	\$ 929,360.27	\$ 0.00	\$ 1,434,667.94
	71002	ByrneCompetitivePrgrm	2021	\$ 450,000.00	\$ 0.00					\$ 0.00	\$ 450,000.00
	71058	VOCA Training	2021	\$ 600,000.00	\$ 0.00					\$ 0.00	\$ 600,000.00
	71093	PA NCS-X Implement	2021	\$ 550,000.00	\$ 0.00	\$ 0.00	\$ 0.00	\$ 0.00	\$ 186,643.48	\$ 0.00	\$ 363,356.52
	71094	BodyWornCam P&I	2021	\$ 2,000,000.00	\$ 0.00	\$ 0.00	\$ 0.00	\$ 38,352.99	\$ 622,642.80	\$ 0.00	\$ 1,339,004.21
	71101	St Delinq Prevention	2021	\$ 200,000.00	\$ 0.00					\$ 0.00	\$ 200,000.00
	71115	STOP School Violence	2021	\$ 777,000.00	\$ 0.00	\$ 0.00	\$ 0.00	\$ 337,248.44	\$ 138,504.01	\$ 0.00	\$ 301,247.55
	71116	ProsColdCaseUsingDNA	2021	\$ 446,000.00	\$ 0.00					\$ 0.00	\$ 446,000.00
	71117	TargtViol&TerrorPrev	2021	\$ 525,000.00	\$ 0.00	\$ 0.00	\$ 0.00	\$ 365,448.33	\$ 58,958.74	\$ 0.00	\$ 100,592.93
	80492	Childrens JusticeAct	2021	\$ 400,000.00	\$ 0.00	\$ 0.00	\$ 0.00	\$ 210,196.86	\$ 77,641.58	\$ 0.00	\$ 112,161.56
	80550	PA JCMS AssesmntEval	2021	\$ 200,000.00	\$ 0.00	\$ 0.00	\$ 0.00	\$ 13,520.00	\$ 0.00	\$ 0.00	\$ 186,480.00
	80569	PA StateOpioidRespsns	2021	\$ 35,305,000.00	\$ 0.00	\$ 0.00	\$ 0.00	\$ 20,419,810.97	\$ 13,201,452.06	\$ 0.00	\$ 1,683,736.97
	80876	PA Youth Survey DDAP	2021	\$ 75,000.00	\$ 0.00	\$ 0.00	\$ 0.00	\$ 75,000.00	\$ 0.00	\$ 0.00	\$ 0.00
	80888	SubstncAbusePreventnt	2021	\$ 290,000.00	\$ 0.00	\$ 0.00	\$ 0.00	\$ 229,576.00	\$ 60,424.00	\$ 0.00	\$ 0.00
	87301	COVID-SFR Trfrs-GF	2021	\$ 3,841,000,000.00	\$ 0.00	\$ 0.00	\$ 0.00	\$ 0.00	\$ 3,841,000,000.00	\$ 0.00	\$ 0.00
	87302	COVID-Trsfr EMSOF	2021	\$ 5,000,000.00	\$ 0.00	\$ 0.00	\$ 0.00	\$ 0.00	\$ 5,000,000.00	\$ 0.00	\$ 0.00
	87306	COVID-SFR PndmRsp	2021	\$ 170,991,655.00	\$ 0.00	\$ 0.00	\$ 0.00	\$ 0.00	\$ 50,000,000.00	\$ 0.00	\$ 120,991,655.00
	87312	COVID-SFR PndmRsPCCD	2021	\$ 19,500,000.00	\$ 0.00	\$ 0.00	\$ 0.00	\$ 9,111,341.00	\$ 4,500,000.00	\$ 0.00	\$ 5,888,659.00
	87377	COVID-SFR LocLawEfrc	2021	\$ 135,000,000.00	\$ 0.00					\$ 0.00	\$ 135,000,000.00
	87378	COVID-SFR GunViol IP	2021	\$ 50,000,000.00	\$ 0.00					\$ 0.00	\$ 50,000,000.00
	87379	COVID-SFR ViolenceIP	2021	\$ 75,000,000.00	\$ 0.00					\$ 0.00	\$ 75,000,000.00
	87452	COVID-SubstAbusePrvnt	2021	\$ 173,000.00	\$ 0.00	\$ 0.00	\$ 0.00	\$ 142,514.20	\$ 29,548.80	\$ 0.00	\$ 937.00
	87458	COVID-ChildAbusePrvnt	2021	\$ 500,000.00	\$ 0.00					\$ 0.00	\$ 500,000.00
	87304	COVID-SFR SSHE	2021	\$ 50,000,000.00	\$ 0.00	\$ 0.00	\$ 0.00	\$ 0.00	\$ 50,000,000.00	\$ 0.00	\$ 0.00
	87305	COVID-SFR CnstrCstRI	2021	\$ 50,000,000.00	\$ 0.00	\$ 0.00	\$ 0.00	\$ 0.00	\$ 50,000,000.00	\$ 0.00	\$ 0.00
	87483	COVID-HmowmrAssistnc	2021	\$ 350,362,000.00	\$ 0.00	\$ 0.00	\$ 0.00	\$ 0.00	\$ 35,036,165.50	\$ 0.00	\$ 315,325,834.50
Overall Result				\$ 55,455,598,578.47	\$ 0.00	\$ 0.00	\$ 1,278,443.86	\$ 5,735,775,026.13	\$ 41,751,882,603.81	\$ 0.00	\$ 7,966,662,504.67

Actual federal expenditures - equals BW SOA current Actual Expenditures plus Pre-commitments plus Commitments plus Available Balances

Original Budget

ESN 21-025	17,691,000.00		
ESN 21-034	37,937,877,000.00		
ESN 21-045	629,012,000.00		
ESN 21-	0.00		
ESN 21-	<u>0.00</u>		
Original Budget Enacted/Authorized		38,584,580,000.00	See page 11
Plus Estimated Augmentations		5,712,216,957.76	See page 6
Total Original Budget		44,296,796,957.76	A-5

Plus Supplementals

ESN 21-143	4,449,610.16		
ESN 21-192	1,000,000.00		
ESN 21-214	2,000,000.00		
ESN 21-263	1,000,000.00		
ESN 21-	0.00		
ESN 22-018 FY21 Supplementals	<u>758,231,000.00</u>		
Total Actual Supplementals		<u>766,680,610.16</u>	
TOTAL FINAL BUDGET		45,063,477,567.92	B-5

Total Supplementals Proposed 0.00

Financial Statement - Beginning Balance Adjustments

ESN 21-143	4,449,610.16	C-9, see page 19
ESN 21-	0.00	
ESN 21-	0.00	
	4,449,610.16	

Filter

99 Fund Indicator !X
 Approp Fiscal Yr 2021
 Approp Ledger Cd 10 - 39; !55; !56
 Appropriation !20018
 Business area 10 - 99
 Chart of accounts COPA
 Controlling area COPA
 Fiscal year variant V6
 FM area COPA
 Fund Type 001

Variables

Business Area 10 - 99
 Posting Period 1
 Fiscal Year 2021
 Fund Type General Fund
 Approp Ledger One Yr App-Non Fed - 39
 Appropriation !20018

AO SOA

Business area	Approp Fiscal Yr	Apps/EAs/Cry Fwd - A	
11	Corrections	2021	\$ 2,664,454,000.00
12	Labor & Industry	2021	\$ 79,033,000.00
13	Military & Veterans Affairs	2021	\$ 160,534,000.00
14	Attorney General	2021	\$ 114,262,000.00
15	General Services	2021	\$ 130,314,000.00
16	Education	2021	\$ 14,525,026,000.00
18	Revenue	2021	\$ 192,704,000.00
19	State Department	2021	\$ 35,428,000.00
20	State Police	2021	\$ 462,250,000.00
21	Human Services	2021	\$ 16,136,498,000.00
24	Community & Economic Develop	2021	\$ 193,969,000.00
28	Lieutenant Governor	2021	\$ 2,043,000.00
30	Historical & Museum Commission	2021	\$ 23,150,000.00
31	PA Emergency Management Agency	2021	\$ 13,890,000.00
35	Environmental Protection	2021	\$ 169,042,000.00
37	Environmental Hearing Board	2021	\$ 2,593,000.00
38	Conservation & Natural Resourc	2021	\$ 139,054,000.00
39	PA Higher Education Assistance	2021	\$ 369,382,000.00
40	Ethics Commission	2021	\$ 3,015,000.00
41	Senate	2021	\$ 122,657,000.00
42	House of Representatives	2021	\$ 231,682,000.00
43	Health Care Cost Containment	2021	\$ 3,167,000.00
44	Legislative Reference Bureau	2021	\$ 10,896,000.00
45	Legislative Misc & Commissions	2021	\$ 16,236,000.00
46	Joint State Government Comm.	2021	\$ 1,701,000.00
47	Legislative Budget and Finance	2021	\$ 2,020,000.00
48	Legislative Data Processing	2021	\$ 34,755,000.00
51	Supreme Court	2021	\$ 59,456,000.00
52	Superior Court	2021	\$ 32,560,000.00
53	Courts of Common Pleas	2021	\$ 124,155,000.00
57	Miscellaneous Judges	2021	\$ 27,129,000.00
58	Commonwealth Court	2021	\$ 21,324,000.00
59	Magisterial District Judges	2021	\$ 83,546,000.00
62	Philadelphia Municipal Court	2021	\$ 7,794,000.00
63	Regulatory Review Commission	2021	\$ 2,155,000.00
64	Thaddeus Stevens Coll of Tech	2021	\$ 18,701,000.00
67	Health	2021	\$ 209,815,000.00
68	Agriculture	2021	\$ 174,515,000.00
73	Treasury	2021	\$ 1,225,464,000.00
74	Drug and Alcohol Programs	2021	\$ 47,729,000.00
78	Transportation	2021	\$ 2,970,000.00
81	Executive Offices	2021	\$ 182,727,000.00
90	System of Higher Education	2021	\$ 477,470,000.00
92	Auditor General	2021	\$ 40,609,000.00
99	Governor's Office	2021	\$ 6,706,000.00
Overall Result			\$ 38,584,580,000.00

ESN 21-025 (GFEA) 17,691,000.00
 ESN 21-034 (GB) 37,937,877,000.00
 ESN 21-045 (Non Pref) 629,012,000.00

38,584,580,000.00 A-5

11069	Search And Rescue	2021	\$ 250,000.00	\$ 0.00	\$ 0.00	\$ 0.00	\$ 0.00	\$ 250,000.00	\$ 0.00	\$ 0.00
	Result		\$ 13,890,000.00	\$ 1,407,063.09	\$ (1,407,063.09)	\$ 73,086.22	\$ 405,531.40	\$ 12,153,703.08	\$ 0.00	\$ 2,664,742.39
32	26469	CivilServiceCommiss	2021	\$ 0.00	\$ 3,800,000.00	\$ (4,576,201.38)	\$ 1,459.04	\$ 28,467.29	\$ 3,612,702.96	\$ 933,572.09
35	10368	Del River Master	2021	\$ 38,000.00	\$ 0.00	\$ 0.00	\$ 0.00	\$ 38,000.00	\$ 0.00	\$ 0.00
	10372	Trsfr-Cons Dist Fund	2021	\$ 2,506,000.00	\$ 0.00	\$ 0.00	\$ 0.00	\$ 2,506,000.00	\$ 0.00	\$ 0.00
	10374	OhioRValleyWSanitCom	2021	\$ 68,000.00	\$ 0.00	\$ 0.00	\$ 0.00	\$ 68,000.00	\$ 0.00	\$ 0.00
	10375	Inters Com/Potomac R	2021	\$ 23,000.00	\$ 0.00	\$ 0.00	\$ 0.00	\$ 23,000.00	\$ 0.00	\$ 0.00
	10376	Susq River Basin Com	2021	\$ 205,000.00	\$ 0.00	\$ 0.00	\$ 0.00	\$ 205,000.00	\$ 0.00	\$ 0.00
	10377	Del River Basin Com	2021	\$ 217,000.00	\$ 0.00	\$ 0.00	\$ 0.00	\$ 217,000.00	\$ 0.00	\$ 0.00
	10378	Interstate Mining Co	2021	\$ 15,000.00	\$ 0.00	\$ 0.00	\$ 0.00	\$ 15,000.00	\$ 0.00	\$ 0.00
	10381	Env Protect Operatns	2021	\$ 98,036,000.00	\$ 21,192,017.74	\$ (21,192,017.74)	\$ 91,469.57	\$ 2,043,506.77	\$ 112,433,683.50	\$ 4,659,357.90
	10382	Env Prog Mgmt	2021	\$ 34,160,000.00	\$ 814,689.81	\$ (814,689.81)	\$ 26,613.59	\$ 645,383.92	\$ 32,297,543.60	\$ 2,005,148.70
	10385	Chesapeake Bay Abate	2021	\$ 3,461,000.00	\$ 0.00	\$ 0.00	\$ 117.01	\$ 637,189.40	\$ 1,101,229.13	\$ 1,722,464.46
	10386	BlackflyCont&Resear	2021	\$ 7,645,000.00	\$ 1,098,854.00	\$ (1,098,854.00)	\$ 167.51	\$ 909,538.82	\$ 7,251,859.11	\$ 582,288.56
	10389	West Nile Virus Cont	2021	\$ 5,609,000.00	\$ 602,573.91	\$ (602,573.91)	\$ 501.86	\$ 1,274,547.41	\$ 4,321,220.83	\$ 615,303.81
	10390	Gen Govt Operations	2021	\$ 16,759,000.00	\$ 9,983,604.85	\$ (9,983,604.85)	\$ 73,889.99	\$ 2,578,269.06	\$ 22,147,299.13	\$ 1,943,146.67
	10671	Chesapeake Bay Comm	2021	\$ 300,000.00	\$ 0.00	\$ 0.00	\$ 0.00	\$ 300,000.00	\$ 0.00	\$ 0.00
	26251	Sewage Fac Progm	2021	\$ 0.00	\$ 652,000.00	\$ (652,000.00)	\$ 0.00	\$ 0.00	\$ 639,619.02	\$ 12,380.98
	Result		\$ 169,042,000.00	\$ 34,343,740.31	\$ (34,343,740.31)	\$ 192,759.53	\$ 8,126,435.38	\$ 183,526,454.32	\$ 0.00	\$ 11,540,091.08
37	10393	Env. Hrg. Bd	2021	\$ 2,593,000.00	\$ 0.00	\$ 0.00	\$ 4,402.68	\$ 150,084.53	\$ 1,026,692.68	\$ 1,411,820.11
38	10394	State Forest Oper	2021	\$ 43,187,000.00	\$ 16,637,600.00	\$ (16,637,600.00)	\$ 0.50	\$ 3,182,262.92	\$ 52,437,714.68	\$ 4,204,621.92
	10395	State Park Operation	2021	\$ 54,326,000.00	\$ 37,810,985.05	\$ (40,289,203.68)	\$ 4.92	\$ 5,170,051.09	\$ 80,742,121.87	\$ 8,703,025.80
	10396	Hertge & Othr Parks	2021	\$ 3,852,000.00	\$ 0.00	\$ 0.00	\$ 0.00	\$ 884,800.00	\$ 1,267,700.00	\$ 1,699,500.00
	10399	Gen Govt Operations	2021	\$ 28,350,000.00	\$ 2,661,049.18	\$ (2,661,049.18)	\$ 0.00	\$ 444,864.79	\$ 29,471,791.28	\$ 1,094,393.11
	10673	Ann Fix Chg - Pro 70	2021	\$ 88,000.00	\$ 0.00	\$ 0.00	\$ 0.00	\$ 87,996.95	\$ 0.00	\$ 3.05
	10674	Ann Fix Chg - Park	2021	\$ 430,000.00	\$ 0.00	\$ 0.00	\$ 0.00	\$ 0.00	\$ 59,732.08	\$ 370,267.92
	10675	Ann Fix Chg - Flood	2021	\$ 70,000.00	\$ 0.00	\$ 0.00	\$ 0.00	\$ 0.00	\$ 58,771.81	\$ 11,228.19
	10676	Ann Fix Chg - Forest	2021	\$ 7,851,000.00	\$ 0.00	\$ 0.00	\$ 0.00	\$ 0.00	\$ 7,758,889.62	\$ 92,110.38
	11128	ParksForestInfraProj	2021	\$ 900,000.00	\$ 0.00	\$ 0.00	\$ 0.00	\$ 0.00	\$ 900,000.00	\$ 0.00
	26452	ATV Management	2021	\$ 0.00	\$ 7,000,000.00	\$ (7,000,000.00)	\$ 0.00	\$ 1,861,985.43	\$ 1,970,795.01	\$ 3,167,219.56
	26453	SnowmobileManagement	2021	\$ 0.00	\$ 1,000,000.00	\$ (1,000,000.00)	\$ 0.00	\$ 134,057.55	\$ 514,565.28	\$ 351,377.17
	26464	Forest Regeneration	2021	\$ 0.00	\$ 4,500,000.00	\$ (4,500,000.00)	\$ 0.00	\$ 969,188.22	\$ 1,231,831.17	\$ 2,298,980.61
	Result		\$ 139,054,000.00	\$ 69,609,634.23	\$ (72,087,852.86)	\$ 5.42	\$ 12,647,210.00	\$ 175,601,909.73	\$ 0.00	\$ 22,892,727.71
39	10400	Grants to Student	2021	\$ 310,733,000.00	\$ 0.00	\$ 0.00	\$ 0.00	\$ 310,733,000.00	\$ 0.00	\$ 0.00
	10401	Match Pay-Stu Aid Fd	2021	\$ 13,121,000.00	\$ 0.00	\$ 0.00	\$ 0.00	\$ 0.00	\$ 13,121,000.00	\$ 0.00
	10402	Horace Mann Bds-LPHS	2021	\$ 800,000.00	\$ 0.00	\$ 0.00	\$ 0.00	\$ 800,000.00	\$ 0.00	\$ 0.00
	10405	Inst Assist Grants	2021	\$ 26,521,000.00	\$ 0.00	\$ 0.00	\$ 0.00	\$ 0.00	\$ 26,521,000.00	\$ 0.00
	10408	Cheyney U Keystone A	2021	\$ 3,500,000.00	\$ 0.00	\$ 0.00	\$ 0.00	\$ 3,500,000.00	\$ 0.00	\$ 0.00
	10833	PA Intern Prgm Grts	2021	\$ 450,000.00	\$ 0.00	\$ 0.00	\$ 0.00	\$ 450,000.00	\$ 0.00	\$ 0.00
	11017	Higher Education for	2021	\$ 2,358,000.00	\$ 0.00	\$ 0.00	\$ 0.00	\$ 2,358,000.00	\$ 0.00	\$ 0.00
	11018	Higher Education -BI	2021	\$ 49,000.00	\$ 0.00	\$ 0.00	\$ 0.00	\$ 49,000.00	\$ 0.00	\$ 0.00
	11071	Ready To Succeed Sch	2021	\$ 5,550,000.00	\$ 0.00	\$ 0.00	\$ 0.00	\$ 5,550,000.00	\$ 0.00	\$ 0.00
	11146	TargetIndScholarProg	2021	\$ 6,300,000.00	\$ 0.00	\$ 0.00	\$ 0.00	\$ 6,300,000.00	\$ 0.00	\$ 0.00
	Result		\$ 369,382,000.00	\$ 0.00	\$ 0.00	\$ 0.00	\$ 0.00	\$ 369,382,000.00	\$ 0.00	\$ 0.00
40	10677	State Ethics Comm	2021	\$ 3,015,000.00	\$ 0.00	\$ 0.00	\$ 957.71	\$ 2,543,332.17	\$ 0.00	\$ 470,710.12
41	30037	Senators' Salaries	2021	\$ 8,864,000.00	\$ 0.00	\$ 0.00	\$ 0.00	\$ 0.00	\$ 6,757,617.82	\$ 2,106,382.18
	30039	Emploees/Chief Clerk	2021	\$ 3,085,000.00	\$ 0.00	\$ 0.00	\$ 0.00	\$ 0.00	\$ 3,085,000.00	\$ 0.00
	30040	Sal Officers&Emploee	2021	\$ 13,973,000.00	\$ 0.00	\$ 0.00	\$ 0.00	\$ 0.00	\$ 13,091,698.90	\$ 881,301.10
	30041	Reapportionment Exp	2021	\$ 800,000.00	\$ 0.00	\$ 0.00	\$ 0.00	\$ 800,000.00	\$ 0.00	\$ 0.00
	30047	Committee/Approp-R	2021	\$ 1,507,500.00	\$ 0.00	\$ 0.00	\$ 0.00	\$ 0.00	\$ 125,620.60	\$ 1,381,879.40
	30060	Incidental Expenses	2021	\$ 3,595,000.00	\$ 0.00	\$ 0.00	\$ 0.00	\$ 0.00	\$ 119,697.07	\$ 3,475,302.93
	30061	Committee/Approp-D	2021	\$ 1,507,500.00	\$ 0.00	\$ 0.00	\$ 0.00	\$ 0.00	\$ 246,626.24	\$ 1,260,873.76
	30062	Expenses-Senators	2021	\$ 1,416,000.00	\$ 0.00	\$ 0.00	\$ 0.00	\$ 0.00	\$ 133,545.57	\$ 1,282,454.43
	30063	Leg Printing&Exp	2021	\$ 8,048,000.00	\$ 0.00	\$ 0.00	\$ 0.00	\$ 271,339.37	\$ 0.00	\$ 7,776,660.63
	30218	Caucus Operations	2021	\$ 37,371,822.21	\$ 0.00	\$ 0.00	\$ 0.00	\$ 0.00	\$ 32,750,659.31	\$ 4,621,162.90
	30219	Caucus Operations(R)	2021	\$ 46,938,787.95	\$ 0.00	\$ 0.00	\$ 0.00	\$ 0.00	\$ 34,313,435.44	\$ 12,625,352.51
	Result		\$ 127,106,610.16	\$ 0.00	\$ 0.00	\$ 0.00	\$ 0.00	\$ 88,610,240.32	\$ 0.00	\$ 38,496,369.84
42	30073	Mem/Sal/Speaker's EC	2021	\$ 35,890,000.00	\$ 0.00	\$ 0.00	\$ 0.00	\$ 0.00	\$ 32,761,544.03	\$ 3,128,455.97
	30076	Reappropriation Exp	2021	\$ 800,000.00	\$ 0.00	\$ 0.00	\$ 0.00	\$ 0.00	\$ 338,824.38	\$ 461,175.62
	30077	Speaker's Office	2021	\$ 1,756,000.00	\$ 0.00	\$ 0.00	\$ 0.00	\$ 0.00	\$ 0.00	\$ 1,756,000.00
	30078	BI-Part Comm,CC&C	2021	\$ 15,234,000.00	\$ 0.00	\$ 0.00	\$ 0.00	\$ 0.00	\$ 9,155,742.21	\$ 6,078,257.79
	30080	Mileage-Reps,Off&Emp	2021	\$ 672,000.00	\$ 0.00	\$ 0.00	\$ 0.00	\$ 0.00	\$ 228,008.24	\$ 443,991.76
	30082	Chief Clerk&Leg Jnal	2021	\$ 2,816,000.00	\$ 0.00	\$ 0.00	\$ 0.00	\$ 0.00	\$ 249,266.74	\$ 2,566,733.26
	30083	Speaker	2021	\$ 20,000.00	\$ 0.00	\$ 0.00	\$ 0.00	\$ 0.00	\$ 0.00	\$ 20,000.00
	30084	Chief Clerk	2021	\$ 1,091,000.00	\$ 0.00	\$ 0.00	\$ 0.00	\$ 0.00	\$ 758,102.60	\$ 332,897.40
	30085	Floor Leader (R)	2021	\$ 7,000.00	\$ 0.00	\$ 0.00	\$ 0.00	\$ 0.00	\$ 0.00	\$ 7,000.00
	30086	Floor Leader (D)	2021	\$ 7,000.00	\$ 0.00	\$ 0.00	\$ 0.00	\$ 0.00	\$ 0.00	\$ 7,000.00
	30087	WHIP (R)	2021	\$ 6,000.00	\$ 0.00	\$ 0.00	\$ 0.00	\$ 0.00	\$ 6,000.00	\$ 0.00
	30088	WHIP (D)	2021	\$ 6,000.00	\$ 0.00	\$ 0.00	\$ 0.00	\$ 0.00	\$ 6,000.00	\$ 0.00
	30089	Chairman Caucus R	2021	\$ 3,000.00	\$ 0.00	\$ 0.00	\$ 0.00	\$ 0.00	\$ 3,000.00	\$ 0.00
	30090	Chairman Caucus-D	2021	\$ 3,000.00	\$ 0.00	\$ 0.00	\$ 0.00	\$ 0.00	\$ 3,000.00	\$ 0.00
	30091	Chair-Approp Comm-R	2021	\$ 6,000.00	\$ 0.00	\$ 0.00	\$ 0.00	\$ 0.00	\$ 6,000.00	\$ 0.00
	30092	Caucus Admin-R	2021	\$ 2,000.00	\$ 0.00	\$ 0.00	\$ 0.00	\$ 0.00	\$ 2,000.00	\$ 0.00
	30093	Caucus Admin-D	2021	\$ 2,000.00	\$ 0.00	\$ 0.00	\$ 0.00	\$ 0.00	\$ 2,000.00	\$ 0.00
	30094	Secretary-Caucus	2021	\$ 3,000.00	\$ 0.00	\$ 0.00	\$ 0.00	\$ 0.00	\$ 3,000.00	\$ 0.00
	30095	Incidental Expenses	2021	\$ 7,769,000.00	\$ 0.00	\$ 0.00	\$ 0.00	\$ 0.00	\$ 2,718,484.99	\$ 5,050,515.01
	30097	Comm on Approp-R	2021	\$ 3,223,000.00	\$ 0.00	\$ 0.00	\$ 0.00	\$ 0.00	\$ 0.00	\$ 3,223,000.00
	30099	Exp-Representative	2021	\$ 4,251,000.00	\$ 0.00	\$ 0.00	\$ 0.00	\$ 0.00	\$ 1,629,665.10	\$ 2,621,334.90
	30100	Leg Printing&Expense	2021	\$ 10,674,000.00	\$ 0.00	\$ 0.00	\$ 0.00	\$ 0.00	\$ 5,634,843.61	\$ 5,039,156.39
	30101	Secretary-Caucus	2021	\$ 3,000.00	\$ 0.00	\$ 0.00	\$ 0.00	\$ 0.00	\$ 3,000.00	\$ 0.00
	30102	Special Leader Act-R	2021	\$ 6,045,000.00	\$ 0.00	\$ 0.00	\$ 0.00	\$ 0.00	\$ 0.00	\$ 6,045,000.00
	30103	Special Leader Act-D	2021	\$ 6,045,000.00	\$ 0.00	\$ 0.00	\$ 0.00	\$ 0.00	\$ 0.00	\$ 6,045,000.00

Commonwealth of
Pennsylvania

11015	Safe School Advocate	2021	\$ 379,000.00	\$ 0.00	\$ 0.00	\$ 1,000.00	\$ 8,448.56	\$ 220,968.49	\$ 0.00	\$ 148,582.95	
11045	Victims of JuvOffend	2021	\$ 1,300,000.00	\$ 0.00	\$ 0.00	\$ 0.00	\$ 413,512.94	\$ 883,685.56	\$ 0.00	\$ 2,801.50	
11171	Improve Adult Prob	2021	\$ 16,222,000.00	\$ 0.00	\$ 0.00	\$ 0.00	\$ 1,979,217.51	\$ 14,196,938.40	\$ 0.00	\$ 45,844.09	
11172	Transfer To CFA	2021	\$ 5,000,000.00	\$ 0.00	\$ 0.00	\$ 0.00	\$ 0.00	\$ 5,000,000.00	\$ 0.00	\$ 0.00	
11173	LoanRepayWrkrCompSec	2021	\$ 350,000,000.00	\$ 0.00					\$ 0.00	\$ 350,000,000.00	
11174	Violence Int&Prevent	2021	\$ 30,000,000.00	\$ 0.00	\$ 0.00	\$ 0.00	\$ 20,783,258.46	\$ 869,920.54	\$ 0.00	\$ 8,346,821.00	
26434	Agency IT Projects	2021	\$ 0.00	\$ 25,000,000.00	\$ (25,280,514.19)	\$ 1.00	\$ 2,282,802.83	\$ 21,568,303.57	\$ 0.00	\$ 1,429,406.79	
	Result		\$ 532,727,000.00	\$ 492,760,890.48	\$ (507,113,377.66)	\$ 1,272,837.21	\$ 59,449,291.45	\$ 550,054,413.81	\$ 0.00	\$ 429,063,835.19	
90	10634	SSHE-St Unv	2021	\$ 477,470,000.00	\$ 0.00	\$ 0.00	\$ 0.00	\$ 477,470,000.00	\$ 0.00	\$ 0.00	
92	10640	Board of Claims	2021	\$ 1,768,000.00	\$ 0.00	\$ 0.00	\$ 54.03	\$ 7,170.37	\$ 1,535,118.73	\$ 0.00	\$ 225,656.87
	10642	Auditor Gen Office	2021	\$ 38,341,000.00	\$ 11,247,000.00	\$ (12,229,193.46)	\$ 0.00	\$ 507,327.45	\$ 45,209,491.48	\$ 0.00	\$ 4,853,374.53
	11125	SpecFinancialAudits	2021	\$ 500,000.00	\$ 0.00	\$ 0.00	\$ 0.00	\$ 0.00	\$ 285,291.94	\$ 0.00	\$ 214,708.06
	Result		\$ 40,609,000.00	\$ 11,247,000.00	\$ (12,229,193.46)	\$ 54.03	\$ 514,497.82	\$ 47,029,902.15	\$ 0.00	\$ 5,293,739.46	
99	10648	Governor's Office	2021	\$ 6,706,000.00	\$ 2,734,000.00	\$ (3,081,128.46)	\$ 678.72	\$ 585,107.71	\$ 7,042,087.96	\$ 0.00	\$ 2,159,254.07
Overall Result			\$ 40,771,260,610.16	\$ 5,698,388,215.45	\$ (5,842,880,738.51)	\$ 18,624,244.67	\$ 527,787,058.27	\$ 43,226,111,295.26	\$ 0.00	\$ 2,841,618,750.47	
	Less: Refunds Reported in Business Area 18 (Apprpr 20018)		\$ 1,420,000,000.00	B-2, C-2	\$ 0.00	\$ 0.00	\$ 0.00	\$ 0.00	\$ 1,368,652,113.80	\$ 0.00	\$ 51,347,886.20
	Add Departmental Services		39,351,260,610.16				18,624,244.67	527,787,058.27	41,857,459,181.46	0.00	2,790,270,864.27
	Total Final Budget State Program Expenditures		5,712,216,957.76	See pg 6			A	B	C		D
			45,063,477,567.92								

Total Actual (Budgetary Basis) State Program Expenditures (A+B+C+D) \$45,194,141,348.67 C-5

**COMMONWEALTH OF PENNSYLVANIA
GENERAL FUND
STATEMENT OF UNAPPROPRIATED SURPLUS
JUNE 30, 2022
(\$000)**

Unappropriated surplus, June 30, 2021			\$ -
Adjustment			4,450
Unappropriated surplus adjusted, June 30, 2021			<u>4,450</u> C-9
Revenue subject to general appropriation:			
Revenue realized	\$ 48,134,220		
Less:			
Revenue refunds	<u>1,420,000</u> B-2	\$ 46,714,220	
Prior fiscal year lapses:			
Continuing appropriations	-		
Encumbered appropriations	<u>270,012</u>	<u>270,012</u> C-7	<u>46,984,232</u>
Total Funds Available			46,988,682
Deduct:			
Appropriations 2021-22	39,329,570		
Executive authorizations 2021-22	<u>21,691</u>	39,351,261	
Less:			
Current fiscal year lapses		<u>-</u>	<u>39,351,261</u>
Preliminary unappropriated surplus, June 30, 2022			7,637,421
Transfer to Budget Stabilization Reserve Fund ¹			<u>2,100,000</u> C-8
Unappropriated surplus, June 30, 2022			<u><u>\$ 5,537,421</u></u> C-10

¹ HB1421 (Fiscal Code) amount of the surplus in the General Fund for fiscal year 2021-2022 shall be deposited into the Budget Stabilization Reserve Fund.

June 22, 2021

Expenditure Symbol Notification Number 21-025


Honorable Stacy Garrity
State Treasurer
Room 129, Finance Building
Harrisburg, Pennsylvania 17120

Dear Treasurer Garrity:

I am hereby authorizing the following executive authorizations, as required by law, from the general fund for payment during the fiscal year July 1, 2021 to June 30, 2022:

	<u>Amount</u>	<u>COPA Fund</u>	<u>SAP Account Code Business Area</u>	<u>SAP Fund</u>	<u>Fiscal Year</u>	<u>Char. Code</u>
FROM: <u>General Fund</u>						
TO: <u>Revenue</u>						
Commissions – Inheritance and Realty Transfer Tax Collections	\$ 12,791,000	001	18	20 019 00	2021	1
TO: <u>State</u>						
County Election Expenses	\$ 400,000	001	19	20 028 00	2021	3
Publishing Constitutional Amendments	4,500,000	001	19	20 027 00	2021	1

Sincerely,


Tom Wolf
Governor

This document is available on the Office of Budget FTP server:
obftp.state.pa.us/ESN/21-025.doc

cc: The Honorable Timothy DeFoor
Mr. Scott Kennedy
Ms. Tammy Blymire
Ms. Donetta M. D'Innocenzo

Mr. Joseph Weber
Mr. Charles Zogby
Mr. Edward Palmer
Ms. Jen Benko

**COMMONWEALTH OF PENNSYLVANIA
OFFICE OF THE BUDGET**

DATE: June 30, 2021

SUBJECT: Expenditure Symbol Notification Number 21-034

TO: Honorable Stacy Garrity
State Treasurer

FROM: Jen Swails
Secretary of the Budget



On June 30, 2021, the Governor signed Act No. 1-A (Senate Bill 255, Printer's No. 971) known as the General Appropriation Act of 2021.

The titles, amounts, expenditure symbol numbers and character codes for all approved appropriations are shown on the attachment to this letter.

*This document is available on the Office of Budget FTP server:
obftp.coin.state.pa.us/ESN/21-034.doc*

Attachments

cc: The Honorable Timothy DeFoor
Mr. Scott Kennedy
Ms. Tammy Blymire
Ms. Donetta M. D'Innocenzo

Mr. Joseph Weber
Mr. Charles Zogby
Mr. Edward Palmer
Ms. Jen Benko

SUMMARY 2021-22 GENERAL BILL ESN (SB 255 PN 971)

	<i>Part In</i>	<i>Amounts</i>
	<u>Act</u>	<u>Approved By</u>
		<u>Governor</u>
General Fund:		
State Funds	II	\$37,937,877,000
Federal Funds	II	33,580,246,000
Total General Fund Appropriations		\$71,518,123,000
State Lottery Fund:		
State Funds	III	\$822,733,000
Tobacco Settlement Fund	IV	155,457,000
Judicial Computer System Augmentation Account	V	45,626,000
Emergency Medical Services Operating Fund	VI	13,500,000
State Stores Fund	VII	33,196,000
Motor License Fund:		
Appropriations	VIII	2,558,917,000
Federal Funds	VIII	8,335,000
Aviation Restricted	VIII	11,780,000
Hazardous Material Response Fund	IX	1,800,000
Milk Marketing Fund	X	2,840,000
HOME Investment Trust Fund	XI	4,000,000
Tuition Account Guaranteed Savings Program Fund	XII	3,339,000
Banking Fund	XIII	23,786,000
Firearm Records Check Fund	XIV	3,752,000
Ben Franklin Technology Development Authority Fund	XV	35,000,000
Oil and Gas Lease Fund	XVI	47,790,000
Home Improvement Account	XVII	2,893,000
Cigarette Fire Safety & Firefighter Protection Act Enforcement Fund	XVIII	50,000
Insurance Regulation and Oversight Fund	XIX	31,649,000
Pennsylvania Race Horse Development Trust Fund	XX	19,659,000
State Racing Fund	XXIII	22,665,000
Achieving A Better Life Experience Fund	XXIV	1,130,000
Tourism Promotion Account	XXV	5,000,000
Enhanced Revenue Collection Account	XXVI	30,000,000
PENNVEST Drinking Water Revolving Fund	XXVII	63,800,000
PENNVEST Water Pollution Control Revolving Fund	XXVIII	123,525,000
Opioid Settlement Agreement Account Appropriations	XXIX	5,000,000
2020-21 SUPPLEMENTALS:		
<i>General Fund:</i>		
State Funds	LI	849,937,000
Federal Funds	LI	57,611,000
<i>Lottery Fund:</i>		
State Funds	LI	90,000,000
<i>Tobacco Settlement Fund:</i>		
State Funds	LI	15,897,000
Total General Appropriation Act of 2021		\$76,608,790,000

**PART II
GENERAL FUND
Appropriations for 2021-22**

Department/Appropriation	Amount Approved		SAP Account Code				Char. Code
	State	Federal	COPA Fund	Business Area	SAP Fund	Fiscal Year	
Governor's Office							
Governor's Office.....	6,706,000		001	99	10 648 00	2021	1
Executive Offices							
Office of Administration.....	10,453,000		001	81	10 620 00	2021	1
Transfer to Commonwealth Financing Authority - Broadband.....	5,000,000		001	81	11 172 00	2021	1
Office of State Inspector General.....	4,276,000		001	81	10 595 00	2021	1
Inspector General - Welfare Fraud.....	11,799,000		001	81	10 600 00	2021	1
TANFBG - Program Accountability.....		1,500,000	001	81	70 372 00	2021	1
SNAP - Program Accountability.....		7,000,000	001	81	70 369 00	2021	1
Medical Assistance - Program Accountability.....		5,500,000	001	81	70 370 00	2021	1
CCDFBG - Subsidized Day Care Fraud.....		905,000	001	81	70 373 00	2021	1
Office of the Budget.....	18,788,000		001	81	10 622 00	2021	1
Office of General Counsel.....	5,838,000		001	81	10 599 00	2021	1
Human Relations Commission.....	9,713,000		001	81	10 633 00	2021	1
EEOC - Special Project Grant.....		900,000	001	81	70 404 00	2021	1
HUD - Special Project Grant.....		500,000	001	81	70 403 00	2021	1
Council on the Arts.....	867,000		001	81	10 621 00	2021	1
NEA - Grants to the Arts - Administration.....		1,031,000	001	81	70 366 00	2021	1
Juvenile Court Judges' Commission.....	2,980,000		001	81	10 596 00	2021	1
Commission on Crime and Delinquency.....	11,377,000		001	81	10 624 00	2021	1
Plan for Juvenile Justice.....		150,000	001	81	70 389 00	2021	1
Justice Assistance Grants.....		11,500,000	001	81	70 657 00	2021	1
Justice Assistance Grants - Administration.....		1,000,000	001	81	70 727 00	2021	1
Statistical Analysis Center.....		400,000	001	81	70 390 00	2021	1
Criminal Identification Technology.....		10,500,000	001	81	70 391 00	2021	1
Crime Victims Compensation Services.....		8,500,000	001	81	70 376 00	2021	1
Crime Victims Assistance.....		120,000,000	001	81	70 401 00	2021	1
Violence Against Women.....		7,000,000	001	81	70 385 00	2021	1
Violence Against Women - Administration.....		600,000	001	81	70 386 00	2021	1
Residential Substance Abuse Treatment Program.....		1,700,000	001	81	70 382 00	2021	1
Crime Victims Assistance (VOCA) - Admin/Operations.....		5,000,000	001	81	70 383 00	2021	1
Juvenile Justice and Delinquency Prevention.....		3,000,000	001	81	70 400 00	2021	1
Assault Services Program.....		700,000	001	81	70 530 00	2021	1
Project Safe Neighborhoods.....		1,000,000	001	81	70 452 00	2021	1
Forensic Science Program.....		1,500,000	001	81	70 550 00	2021	1
Adam Walsh Implementation Support.....		1,000,000	001	81	71 001 00	2021	1
VOCA Training.....		600,000	001	81	71 058 00	2021	1
Byrne Competitive Program.....		450,000	001	81	71 002 00	2021	1
Comprehensive Opioid Abuse Site-Based Program.....		5,000,000	001	81	71 092 00	2021	1

**PART II
GENERAL FUND
Appropriations for 2021-22**

Department/Appropriation	Amount Approved		SAP Account Code				Char. Code
	State	Federal	COPA Fund	Business Area	SAP Fund	Fiscal Year	
Pennsylvania NCS-X Implementation.....		550,000	001	81	71 093 00	2021	1
Body Worn Camera Policy and Implementation.....		2,000,000	001	81	71 094 00	2021	1
STOP School Violence.....		777,000	001	81	71 115 00	2021	1
Prosecutor and Defender Incentives.....		180,000	001	81	70 778 00	2021	1
State Delinquency Prevention Programs.....		200,000	001	81	71 101 00	2021	1
Prosecuting Cold Cases Using DNA.....		446,000	001	81	71 116 00	2021	1
Targeted Violence and Terrorism Prevention.....		525,000	001	81	71 117 00	2021	1
Office of Safe Schools Advocate.....	379,000		001	81	11 015 00	2021	1
Improvement of Adult Probation Services.....	16,222,000		001	81	11 171 00	2021	3
Victims of Juvenile Offenders.....	1,300,000		001	81	11 045 00	2021	3
Violence and Delinquency Prevention Programs.....	4,033,000		001	81	11 003 00	2021	1
Violence Intervention and Prevention.....	30,000,000		001	81	11 174 00	2021	1
Intermediate Punishment Treatment Programs.....	18,167,000		001	81	11 004 00	2021	3
Juvenile Probation Services.....	18,945,000		001	81	11 005 00	2021	3
Grants to the Arts.....	9,590,000		001	81	10 619 00	2021	3
Law Enforcement Activities.....	3,000,000		001	81	10 616 00	2021	3
Department Total	182,727,000	201,614,000					
Lieutenant Governor							
Lieutenant Governor's Office.....	1,137,000		001	28	10 667 00	2021	1
Board of Pardons.....	906,000		001	28	10 666 00	2021	1
Department Total	2,043,000	0					
Attorney General							
General Government Operations.....	47,408,000		001	14	10 063 00	2021	1
Medicaid Fraud.....		9,375,000	001	14	70 046 00	2021	1
Innovative Prosecution Program.....		142,000	001	14	71 126 00	2021	1
Drug Law Enforcement.....	49,455,000		001	14	10 059 00	2021	1
High Intensity Drug Trafficking Areas.....		5,308,000	001	14	70 047 00	2021	1
Joint Local-State Firearm Task Force.....	7,115,000		001	14	10 796 00	2021	1
Witness Relocation.....	1,215,000		001	14	10 732 00	2021	1
Child Predator Interception.....	5,755,000		001	14	10 731 00	2021	1
Tobacco Law Enforcement.....	1,353,000		001	14	10 057 00	2021	1
County Trial Reimbursement.....	200,000		001	14	10 058 00	2021	3
School Safety.....	1,761,000		001	14	11 124 00	2021	1
Department Total	114,262,000	14,825,000					

**PART II
GENERAL FUND
Appropriations for 2021-22**

Department/Appropriation	Amount Approved		SAP Account Code				Char. Code
	State	Federal	COPA Fund	Business Area	SAP Fund	Fiscal Year	
Auditor General							
Auditor General's Office.....	38,341,000		001	92	10 642 00	2021	1
Board of Claims.....	1,768,000		001	92	10 640 00	2021	1
Special Financial Audits.....	500,000		001	92	11 125 00	2021	1
Department Total	40,609,000	0					
Treasury							
General Government Operations.....	37,206,000		001	73	10 544 00	2021	1
Board of Finance and Revenue.....	2,992,000		001	73	10 537 00	2021	1
Divestiture Reimbursement.....	300,000		001	73	11 030 00	2021	1
Intergovernmental Organizations.....	1,195,000		001	73	10 553 00	2021	1
Publishing Monthly Statements.....	5,000		001	73	10 538 00	2021	1
Information Technology Cyber Security.....	1,000,000		001	73	11 139 00	2021	1
Law Enforcement & Emergency Response Personnel Death Benefit.....	3,330,000		001	73	10 540 00	2021	3
Transfer to ABLE Fund.....	900,000		001	73	11 112 00	2021	3
Loan and Transfer Agent.....	40,000		001	73	10 539 00	2021	5
General Obligation Debt Service.....	1,178,496,000		001	73	10 543 00	2021	5
Department Total	1,225,464,000	0					
Aging							
Programs for the Aging - Title III - Administration.....		1,781,000	001	10	70 007 00	2021	1
Programs for the Aging - Title V - Administration.....		127,000	001	10	70 008 00	2021	1
Medical Assistance - Administration.....		888,000	001	10	70 009 00	2021	1
Programs for the Aging - Title VII - Administration.....		352,000	001	10	71 048 00	2021	1
Programs for the Aging - Title III.....		52,000,000	001	10	71 049 00	2021	3
Programs for the Aging - Nutrition.....		10,000,000	001	10	71 050 00	2021	3
Programs for the Aging - Title V - Employment.....		8,000,000	001	10	71 051 00	2021	3
Programs for the Aging - Title VII - Elder Rights Protection.....		7,800,000	001	10	71 052 00	2021	3
Medical Assistance Support.....		9,000,000	001	10	70 425 00	2021	3
Medical Assistance Nursing Home Transition Administration.....		700,000	001	10	71 053 00	2021	3
Chronic Disease Self-Management Education.....		271,000	001	10	71 120 00	2021	3
Programs for the Aging - Title III - Caregiver Support.....		10,000,000	001	10	70 011 00	2021	3
Pre-Admission Assessment.....		4,000,000	001	10	70 006 00	2021	3
Department Total	0	104,919,000					
Agriculture							
General Government Operations.....	34,952,000		001	68	10 528 00	2021	1
Plant Pest Detection System.....		1,300,000	001	68	70 350 00	2021	1
Poultry Grading Service.....		100,000	001	68	70 347 00	2021	1

**PART II
GENERAL FUND
Appropriations for 2021-22**

Department/Appropriation	Amount Approved		SAP Account Code				Char. Code
	State	Federal	COPA Fund	Business Area	SAP Fund	Fiscal Year	
Medicated Feed Mill Inspection.....		200,000	001	68	70 346 00	2021	1
National School Lunch Administration.....		1,700,000	001	68	70 348 00	2021	1
Emergency Food Assistance.....		11,500,000	001	68	70 342 00	2021	1
Pesticide Control.....		1,000,000	001	68	70 349 00	2021	1
Agricultural Risk Protection.....		1,000,000	001	68	70 345 00	2021	1
Commodity Supplemental Food.....		3,500,000	001	68	70 455 00	2021	1
Organic Cost Distribution.....		650,000	001	68	70 457 00	2021	1
Animal Disease Control.....		4,000,000	001	68	70 458 00	2021	1
Food Establishment Inspections.....		5,000,000	001	68	70 459 00	2021	1
Integrated Pest Management.....		250,000	001	68	70 554 00	2021	1
Johne's Disease Herd Project.....		2,000,000	001	68	70 555 00	2021	1
Avian Influenza Surveillance.....		25,000,000	001	68	70 565 00	2021	1
Scrapie Disease Control.....		60,000	001	68	70 567 00	2021	1
Foot and Mouth Disease Monitoring.....		150,000	001	68	70 573 00	2021	1
Innovative Nutrient and Sediment Reduction.....		750,000	001	68	71 059 00	2021	1
Animal Identification.....		2,000,000	001	68	70 586 00	2021	1
Specialty Crops.....		3,500,000	001	68	70 700 00	2021	1
Emerald Ash Borer Mitigation.....		800,000	001	68	70 728 00	2021	1
Farmland Protection.....		6,000,000	001	68	70 344 00	2021	1
Crop Insurance.....		2,000,000	001	68	70 568 00	2021	1
Spotted Lanternfly.....		12,000,000	001	68	71 041 00	2021	1
Animal Feed Regulatory Program.....		2,000,000	001	68	71 060 00	2021	1
Conservation Partnership Farmland Preservation.....		6,500,000	001	68	71 080 00	2021	1
Agricultural Preparedness and Response.....	3,000,000		001	68	11 145 00	2021	1
Agricultural Excellence.....	2,800,000		001	68	10 784 00	2021	1
Agricultural Business and Workforce Investment.....	4,500,000		001	68	11 142 00	2021	1
Farmers' Market Food Coupons.....	2,079,000		001	68	10 525 00	2021	1
Farmers' Market Food Coupons.....		3,500,000	001	68	70 341 00	2021	1
Senior Farmers' Market Nutrition.....		2,200,000	001	68	70 461 00	2021	1
Agricultural Research.....	2,187,000		001	68	10 516 00	2021	1
Agricultural Promotion, Education and Exports.....	553,000		001	68	10 508 00	2021	1
Hardwoods Research and Promotion.....	474,000		001	68	10 527 00	2021	1
Livestock and Consumer Health Protection.....	1,000,000		001	68	11 143 00	2021	3
Animal Health and Diagnostic Commission.....	2,000,000		001	68	11 144 00	2021	3
Livestock Show.....	215,000		001	68	10 511 00	2021	3
Open Dairy Show.....	215,000		001	68	10 515 00	2021	3
Youth Shows.....	169,000		001	68	11 006 00	2021	3
State Food Purchase.....	22,688,000		001	68	10 510 00	2021	3
Food Marketing and Research.....	494,000		001	68	10 864 00	2021	3
Market Improvement.....		250,000	001	68	70 343 00	2021	3

**PART II
GENERAL FUND
Appropriations for 2021-22**

Department/Appropriation	Amount Approved		SAP Account Code				Char. Code
	State	Federal	COPA Fund	Business Area	SAP Fund	Fiscal Year	
Transfer to Nutrient Management Fund.....	6,200,000		001	68	10 523 00	2021	3
Transfer to Conservation District Fund.....	869,000		001	68	10 521 00	2021	3
Transfer to Agricultural College Land Scrip Fund.....	54,960,000		001	68	11 020 00	2021	3
PA Preferred Program Trademark Licensing.....	3,205,000		001	68	11 042 00	2021	3
Department Total	142,560,000	98,910,000					
Community and Economic Development							
General Government Operations.....	21,032,000		001	24	10 313 00	2021	1
ARC - Technical Assistance.....		1,000,000	001	24	70 229 00	2021	1
DOE - Weatherization Administration.....		6,000,000	001	24	70 216 00	2021	1
SCDBG - Administration.....		4,000,000	001	24	70 224 00	2021	1
SCDBG - Neighborhood Stabilization Administration.....		800,000	001	24	70 140 00	2021	1
CSBG - Administration.....		1,607,000	001	24	70 225 00	2021	1
LIHEABG - Administration.....		1,500,000	001	24	70 212 00	2021	1
EMG Solutions Administration.....		1,000,000	001	24	70 970 00	2021	1
Economic Adjustment Assistance.....		5,000,000	001	24	71 012 00	2021	1
SCDBG - Disaster Recovery Administration.....		1,500,000	001	24	70 967 00	2021	1
CoC Planning Grant.....		2,000,000	001	24	70 215 00	2021	1
SCDBG/HUD Special Projects.....		2,000,000	001	24	70 512 00	2021	1
Federal Grant Initiatives.....		10,000,000	001	24	71 070 00	2021	1
ARC Area Development.....		6,000,000	001	24	71 130 00	2021	1
Recovery Housing Admin.....		1,000,000	001	24	71 129 00	2021	1
Broadband Infrastructure Program.....		20,000,000	001	24	71 127 00	2021	3
Center for Local Government Services.....	4,217,000		001	24	11 052 00	2021	1
Office of Open Records.....	3,299,000		001	24	10 949 00	2021	1
Office of International Business Development.....	5,830,000		001	24	10 302 00	2021	1
SBA State Trade and Export Promotion (STEP).....		1,500,000	001	24	70 448 00	2021	1
Marketing to Attract Tourists.....	30,151,000		001	24	10 294 00	2021	1
Marketing to Attract Business.....	2,016,000		001	24	10 303 00	2021	1
Base Realignment and Closure.....	556,000		001	24	10 274 00	2021	1
Local Municipal Relief.....	18,775,000		001	24	11 104 00	2021	3
Transfer to Municipalities Financial Recovery Revolving Fund.....	4,500,000		001	24	10 318 00	2021	3
Transfer to Ben Franklin Tech. Development Authority Fund.....	14,500,000		001	24	10 312 00	2021	3
Intergovernmental Cooperation Authority - 3rd Class Cities.....	100,000		001	24	11 141 00	2021	3
Pennsylvania First.....	20,000,000		001	24	11 007 00	2021	3
Municipal Assistance Program.....	546,000		001	24	11 008 00	2021	3
FEMA Technical Assistance.....		450,000	001	24	70 214 00	2021	3
Keystone Communities.....	29,700,000		001	24	11 009 00	2021	3
DOE - Weatherization.....		26,000,000	001	24	70 222 00	2021	3

**PART II
GENERAL FUND
Appropriations for 2021-22**

Department/Appropriation	Amount Approved		SAP Account Code				Char. Code
	State	Federal	COPA Fund	Business Area	SAP Fund	Fiscal Year	
LIHEABG - Weatherization Program.....		48,000,000	001	24	70 213 00	2021	3
SCDBG - Disaster Recovery Grant.....		56,000,000	001	24	70 968 00	2021	3
SCDBG - Neighborhood Stabilization Program.....		5,000,000	001	24	70 139 00	2021	3
EMG Solutions Program.....		12,000,000	001	24	70 972 00	2021	3
ARC Construction - RSBA Program.....		20,000,000	001	24	71 102 00	2021	3
Community Services Block Grant.....		50,000,000	001	24	70 228 00	2021	3
EDA Power Grant.....		3,000,000	001	24	71 081 00	2021	3
Recovery Housing Program.....		5,000,000	001	24	71 128 00	2021	3
SCDBG Program.....		6,000,000	001	24	71 095 00	2021	3
Partnerships for Regional Economic Performance.....	9,880,000		001	24	11 010 00	2021	3
Manufacturing PA.....	12,000,000		001	24	11 077 00	2021	3
Strategic Management Planning Program.....	2,367,000		001	24	10 844 00	2021	3
Tourism - Accredited Zoos.....	800,000		001	24	10 284 00	2021	3
Infrastructure Technology Assistance Program.....	2,000,000		001	24	10 326 00	2021	3
Super Computer Center.....	500,000		001	24	10 285 00	2021	3
Powdered Metals.....	100,000		001	24	10 290 00	2021	3
Rural Leadership Training.....	100,000		001	24	10 283 00	2021	3
Infrastructure and Facilities Improvement Grants.....	10,000,000		001	24	10 856 00	2021	3
Food Access Initiative.....	1,000,000		001	24	11 127 00	2021	3
Department Total	193,969,000	296,357,000					
Conservation and Natural Resources							
General Government Operations.....	28,350,000		001	38	10 399 00	2021	1
Topographic and Geologic Survey Grants.....		1,000,000	001	38	70 286 00	2021	1
Land and Water Conservation Fund.....		14,000,000	001	38	70 287 00	2021	1
Building Resilient Infrastructure and Communities.....		10,000,000	001	38	71 140 00	2021	1
Highlands Conservation Program.....		7,500,000	001	38	70 736 00	2021	1
Chesapeake Bay Gateway Network.....		600,000	001	38	71 096 00	2021	1
U.S. Endowment - Healthy Watershed.....		200,000	001	38	71 072 00	2021	1
State Parks Operations.....	54,326,000		001	38	10 395 00	2021	1
Port Security Grant Program.....		1,200,000	001	38	71 097 00	2021	1
Mental Health Training.....		150,000	001	38	71 139 00	2021	1
State Forests Operations.....	43,187,000		001	38	10 394 00	2021	1
Forest Fire Protection and Control.....		2,750,000	001	38	70 278 00	2021	1
Forestry Incentives and Agriculture Conservation.....		50,000	001	38	70 279 00	2021	1
Forest Management and Processing.....		4,000,000	001	38	70 281 00	2021	1
Aid to Volunteer Fire Companies.....		1,500,000	001	38	70 464 00	2021	1
Natural Resource Conservation Service.....		200,000	001	38	71 031 00	2021	1
Forest Insect and Disease Control.....		3,000,000	001	38	70 285 00	2021	1

**PART II
GENERAL FUND
Appropriations for 2021-22**

Department/Appropriation	Amount Approved		SAP Account Code				Char. Code
	State	Federal	COPA Fund	Business Area	SAP Fund	Fiscal Year	
National Fish and Wildlife Foundation.....		1,000,000	001	38	71 071 00	2021	1
Wetland Protection Fund.....		400,000	001	38	70 465 00	2021	1
EPA Chesapeake Bay Grant.....		1,500,000	001	38	71 104 00	2021	1
USDA Good Neighbor Agreement.....		500,000	001	38	71 111 00	2021	1
Cooperative Endangered Species.....		40,000	001	38	70 796 00	2021	1
Agriculture and Food Research.....		100,000	001	38	71 141 00	2021	1
Heritage and Other Parks.....	3,852,000		001	38	10 396 00	2021	3
Parks and Forests Infrastructure Projects.....	900,000		001	38	11 128 00	2021	1
Annual Fixed Charges - Flood Lands.....	70,000		001	38	10 675 00	2021	3
Annual Fixed Charges - Project 70.....	88,000		001	38	10 673 00	2021	3
Annual Fixed Charges - Forest Lands.....	7,851,000		001	38	10 676 00	2021	3
Annual Fixed Charges - Park Lands.....	430,000		001	38	10 674 00	2021	3
Department Total	139,054,000	49,690,000					
Corrections							
General Government Operations.....	42,268,000		001	11	10 014 00	2021	1
Medical Care.....	331,486,000		001	11	10 011 00	2021	2
Correctional Education and Training.....	42,597,000		001	11	10 012 00	2021	2
Correctional Education.....		850,000	001	11	70 017 00	2021	2
State Correctional Institutions.....	2,083,044,000		001	11	10 013 00	2021	2
Reimbursement for Incarcerated Aliens.....		5,000,000	001	11	70 013 00	2021	2
Criminal Justice and Mental Health Collaboration.....		33,000	001	11	70 713 00	2021	2
Second Chance Act.....		681,000	001	11	71 119 00	2021	2
Adult Reentry Education, Employment and Treatment.....		900,000	001	11	71 125 00	2021	1
Pay for Success.....		1,100,000	001	11	71 124 00	2021	1
Innovations in Reentry Initiative.....		1,000,000	001	11	71 123 00	2021	1
Smart Probation.....		715,000	001	11	71 122 00	2021	1
PREA Program: Strategic Support for PREA Implementation.....		250,000	001	11	71 121 00	2021	1
Naloxone Reentry Tracking Program.....		915,000	001	11	71 098 00	2021	2
State Field Supervision.....	146,356,000		001	11	11 116 00	2021	1
Swift Certain and Fair.....		384,000	001	11	71 082 00	2021	1
Smart Supervision.....		225,000	001	11	71 083 00	2021	1
Pennsylvania Parole Board.....	12,121,000		001	11	11 117 00	2021	1
Sexual Offenders Assessment Board.....	6,582,000		001	11	11 119 00	2021	1
Department Total	2,664,454,000	12,053,000					
Drug and Alcohol Programs							
General Government Operations.....	2,997,000		001	74	11 028 00	2021	1
SABG - Administration and Operation.....		8,785,000	001	74	70 961 00	2021	1

**PART II
GENERAL FUND
Appropriations for 2021-22**

Department/Appropriation	Amount Approved		SAP Account Code				Char. Code
	State	Federal	COPA Fund	Business Area	SAP Fund	Fiscal Year	
Substance Abuse Special Projects - Admin & Operation.....		4,617,000	001	74	70 962 00	2021	1
State Opioid Response Administration.....		6,058,000	001	74	71 099 00	2021	1
Assistance to Drug and Alcohol Programs.....	44,732,000		001	74	11 029 00	2021	3
SABG - Drug and Alcohol Services.....		79,870,000	001	74	70 963 00	2021	3
Substance Abuse Special Projects Grants.....		25,413,000	001	74	70 964 00	2021	3
State Opioid Response.....		178,261,000	001	74	71 084 00	2021	3
Department Total	47,729,000	303,004,000					
Education							
General Government Operations.....	29,981,000		001	16	10 141 00	2021	1
Adult Basic Education - Administration.....		2,000,000	001	16	70 070 00	2021	1
Education of Exceptional Children.....		13,000,000	001	16	70 077 00	2021	1
Special Education - State Personnel Development.....		2,500,000	001	16	70 054 00	2021	1
ESEA - Title I - Administration.....		12,333,000	001	16	70 078 00	2021	1
State Approving Agency (VA).....		1,800,000	001	16	70 085 00	2021	1
Food and Nutrition Service.....		21,000,000	001	16	70 061 00	2021	1
Migrant Education - Administration.....		700,000	001	16	70 079 00	2021	1
Vocational Education - Administration.....		3,910,000	001	16	70 083 00	2021	1
Improving Teacher Quality - Title II - Administration/State.....		7,400,000	001	16	70 057 00	2021	1
Homeless Assistance.....		4,870,000	001	16	70 080 00	2021	1
Preschool Grant.....		960,000	001	16	70 081 00	2021	1
School Health Education Programs.....		100,000	001	16	70 090 00	2021	1
Medical Assistance - Nurses' Aide Training.....		670,000	001	16	70 067 00	2021	1
State and Community Highway Safety.....		1,500,000	001	16	70 624 00	2021	1
Title IV - 21st Century Community Learning Centers - Admin.....		4,000,000	001	16	70 471 00	2021	1
National Assessment of Educational Progress (NAEP).....		165,000	001	16	70 558 00	2021	1
Migrant Education Coordination Program.....		130,000	001	16	70 693 00	2021	1
School Improvement Grants.....		12,000,000	001	16	70 715 00	2021	1
Student Support and Academic Enrichment-Administration.....		2,200,000	001	16	71 105 00	2021	1
Troops to Teachers.....		400,000	001	16	71 106 00	2021	1
Pennsylvania Project AWARE.....		1,800,000	001	16	71 014 00	2021	1
Emergency Impact Aid Program.....		2,000,000	001	16	71 109 00	2021	1
Recovery Schools.....	250,000		001	16	11 206 00	2021	1
Information and Technology Improvement.....	3,740,000		001	16	10 149 00	2021	1
Statewide Longitudinal Data Systems.....		5,110,000	001	16	71 033 00	2021	1
PA Assessment.....	45,265,000		001	16	10 094 00	2021	1
Title VI - Part A State Assessments.....		15,000,000	001	16	70 514 00	2021	1
State Library.....	2,238,000		001	16	10 142 00	2021	1
LSTA - Library Development.....		8,500,000	001	16	70 059 00	2021	1

**PART II
GENERAL FUND
Appropriations for 2021-22**

Department/Appropriation	Amount Approved		SAP Account Code				Char. Code
	State	Federal	COPA Fund	Business Area	SAP Fund	Fiscal Year	
Youth Development Centers - Education.....	8,283,000		001	16	10 093 00	2021	2
Basic Education Funding.....	7,066,773,000		001	16	10 090 00	2021	3
Ready to Learn Block Grant.....	288,000,000		001	16	11 067 00	2021	3
Pre-K Counts.....	242,284,000		001	16	10 924 00	2021	3
Head Start Supplemental Assistance.....	69,178,000		001	16	10 838 00	2021	3
Mobile Science and Math Education Programs.....	3,214,000		001	16	10 135 00	2021	3
Teacher Professional Development.....	5,044,000		001	16	10 121 00	2021	3
Adult and Family Literacy.....	12,475,000		001	16	10 138 00	2021	3
Adult Basic Education - Local.....		23,000,000	001	16	70 093 00	2021	3
Career and Technical Education.....	99,000,000		001	16	10 146 00	2021	3
Vocational Education Act - Local.....		49,000,000	001	16	70 086 00	2021	3
Career and Technical Education Equipment Grants.....	5,550,000		001	16	10 126 00	2021	3
Authority Rentals and Sinking Fund Requirements.....	201,303,000		001	16	10 106 00	2021	3
Pupil Transportation.....	597,408,000		001	16	10 107 00	2021	3
Nonpublic and Charter School Pupil Transportation.....	79,442,000		001	16	10 125 00	2021	3
Special Education.....	1,236,815,000		001	16	10 109 00	2021	3
Individuals with Disabilities Education - Local.....		470,000,000	001	16	70 088 00	2021	3
Early Intervention.....	336,500,000		001	16	10 123 00	2021	3
Individuals with Disabilities Education.....		16,000,000	001	16	70 714 00	2021	3
Tuition for Orphans and Children Placed in Private Homes.....	49,374,000		001	16	10 114 00	2021	3
Payments in Lieu of Taxes.....	170,000		001	16	10 115 00	2021	3
Education of Migrant Laborers' Children.....	853,000		001	16	10 116 00	2021	3
PA Chartered Schools for the Deaf and Blind.....	57,722,000		001	16	10 097 00	2021	3
Special Education - Approved Private Schools.....	122,656,000		001	16	10 110 00	2021	3
School Food Services.....	30,000,000		001	16	10 087 00	2021	3
Food and Nutrition - Local.....		795,869,000	001	16	70 071 00	2021	3
School Employees' Social Security.....	68,061,000		001	16	10 136 00	2021	3
School Employees' Retirement.....	2,734,000,000		001	16	10 133 00	2021	3
ESEA - Title I - Local.....		875,000,000	001	16	70 075 00	2021	3
Improving Teacher Quality - Title II - Local.....		105,000,000	001	16	70 087 00	2021	3
Title IV 21st Century Community Learning Centers - Local.....		90,000,000	001	16	70 516 00	2021	3
Title III - Language Instruction for LEP & Immigrant Student.....		24,000,000	001	16	70 517 00	2021	3
Title VI - Rural & Low Income School - Local.....		1,830,000	001	16	70 518 00	2021	3
Student Support and Academic Enrichment - Local.....		60,000,000	001	16	71 107 00	2021	3
Services to Nonpublic Schools.....	87,939,000		001	16	10 103 00	2021	3
Textbooks, Materials and Equipment for Nonpublic Schools.....	26,751,000		001	16	10 104 00	2021	3
Public Library Subsidy.....	59,470,000		001	16	10 086 00	2021	3
Library Services for the Visually Impaired and Disabled.....	2,567,000		001	16	10 085 00	2021	3
Library Access.....	3,071,000		001	16	10 139 00	2021	3
Job Training and Education Programs.....	30,995,000		001	16	10 148 00	2021	3

**PART II
GENERAL FUND
Appropriations for 2021-22**

Department/Appropriation	Amount Approved		SAP Account Code				
	State	Federal	COPA Fund	Business Area	SAP Fund	Fiscal Year	Char. Code
Safe School Initiative.....	11,000,000		001	16	11 011 00	2021	3
Trauma-Informed Education.....	750,000		001	16	11 207 00	2021	3
Community Colleges.....	245,240,000		001	16	10 089 00	2021	3
Transfer to Community College Capital Fund.....	52,078,000		001	16	10 832 00	2021	3
Regional Community Colleges Services.....	2,136,000		001	16	10 134 00	2021	3
Northern PA Regional College.....	7,000,000		001	16	11 208 00	2021	3
Community Education Councils.....	2,393,000		001	16	10 098 00	2021	3
Sexual Assault Prevention.....	1,000,000		001	16	10 829 00	2021	3
Department Total	13,927,969,000	2,633,747,000					
State System of Higher Education							
State Universities.....	477,470,000		001	90	10 634 00	2021	3
Thaddeus Stevens College of Technology							
Thaddeus Stevens College of Technology.....	18,701,000		001	64	10 876 00	2021	3
Higher Education Assistance Agency							
Grants to Students.....	310,733,000		001	39	10 400 00	2021	3
Pennsylvania Internship Program Grants.....	450,000		001	39	10 833 00	2021	3
Ready to Succeed Scholarships.....	5,550,000		001	39	11 071 00	2021	3
Matching Payments for Student Aid.....	13,121,000		001	39	10 401 00	2021	3
Institutional Assistance Grants.....	26,521,000		001	39	10 405 00	2021	3
Higher Education for the Disadvantaged.....	2,358,000		001	39	11 017 00	2021	3
Higher Education of Blind or Deaf Students.....	49,000		001	39	11 018 00	2021	3
Bond-Hill Scholarships.....	800,000		001	39	10 402 00	2021	3
Cheyney Keystone Academy.....	3,500,000		001	39	10 408 00	2021	3
Targeted Industry Cluster Scholarship Program.....	6,300,000		001	39	11 146 00	2021	3
Department Total	369,382,000	0					
Environmental Protection							
General Government Operations.....	16,759,000		001	35	10 390 00	2021	1
Environmental Program Management.....	34,160,000		001	35	10 382 00	2021	1
Coastal Zone Management.....		4,700,000	001	35	70 242 00	2021	1
Construction Management Assistance Grants - Administration.....		1,400,000	001	35	70 268 00	2021	1
Storm Water Permitting Initiative.....		2,300,000	001	35	70 264 00	2021	1
Safe Drinking Water Act - Management.....		7,000,000	001	35	70 271 00	2021	1
Water Pollution Control Grants - Management.....		5,500,000	001	35	70 272 00	2021	1
Air Pollution Control Grants - Management.....		3,200,000	001	35	70 273 00	2021	1
Surface Mine Conservation - Management.....		6,500,000	001	35	70 243 00	2021	1
Wetland Protection Fund.....		840,000	001	35	70 255 00	2021	1

**PART II
GENERAL FUND
Appropriations for 2021-22**

Department/Appropriation	Amount Approved		SAP Account Code				Char. Code
	State	Federal	COPA Fund	Business Area	SAP Fund	Fiscal Year	
Diagnostic X-Ray Equipment Testing.....		550,000	001	35	70 247 00	2021	1
Water Quality Outreach Operator Training.....		200,000	001	35	70 249 00	2021	1
Water Quality Management Planning Grants.....		1,150,000	001	35	70 267 00	2021	1
Small Operators Assistance.....		300,000	001	35	70 270 00	2021	1
Wellhead Protection Fund.....		250,000	001	35	70 256 00	2021	1
Indoor Radon Abatement.....		700,000	001	35	70 252 00	2021	1
Non-Point Source Implementation.....		14,800,000	001	35	70 260 00	2021	1
Hydroelectric Power Conservation Fund.....		51,000	001	35	70 254 00	2021	1
Survey Studies.....		6,000,000	001	35	70 251 00	2021	1
National Dam Safety.....		1,500,000	001	35	70 257 00	2021	1
Training Reimbursement for Small Systems.....		3,500,000	001	35	70 523 00	2021	1
State Energy Program.....		15,000,000	001	35	70 244 00	2021	1
Pollution Prevention.....		800,000	001	35	70 269 00	2021	1
Energy & Environmental Opportunities.....		1,200,000	001	35	70 265 00	2021	1
Surface Mine Conservation.....		680,000	001	35	70 245 00	2021	1
Multipurpose Grants to States and Tribes.....		600,000	001	35	71 062 00	2021	1
Chesapeake Bay Agricultural Source Abatement.....	3,461,000		001	35	10 385 00	2021	1
Chesapeake Bay Pollution Abatement.....		15,000,000	001	35	70 258 00	2021	1
Environmental Protection Operations.....	98,036,000		001	35	10 381 00	2021	1
EPA Planning Grant - Administration.....		8,400,000	001	35	70 253 00	2021	1
Water Pollution Control Grants.....		8,900,000	001	35	70 261 00	2021	1
Air Pollution Control Grants.....		5,500,000	001	35	70 262 00	2021	1
Surface Mine Control and Reclamation.....		12,344,000	001	35	70 250 00	2021	1
Training & Education of Underground Coal Miners.....		1,700,000	001	35	70 246 00	2021	1
Construction Management Assistance Grants.....		350,000	001	35	70 266 00	2021	1
Safe Drinking Water.....		5,700,000	001	35	70 259 00	2021	1
Oil Pollution Spills Removal.....		1,000,000	001	35	70 274 00	2021	1
USDA Good Neighbor Authority.....		200,000	001	35	71 138 00	2021	1
Black Fly Control and Research.....	7,645,000		001	35	10 386 00	2021	1
West Nile Virus and Zika Virus Control.....	5,609,000		001	35	10 389 00	2021	1
Delaware River Master.....	38,000		001	35	10 368 00	2021	3
Susquehanna River Basin Commission.....	205,000		001	35	10 376 00	2021	3
Interstate Commission on the Potomac River.....	23,000		001	35	10 375 00	2021	3
Delaware River Basin Commission.....	217,000		001	35	10 377 00	2021	3
Ohio River Valley Water Sanitation Commission.....	68,000		001	35	10 374 00	2021	3
Chesapeake Bay Commission.....	300,000		001	35	10 671 00	2021	3
Transfer to Conservation District Fund.....	2,506,000		001	35	10 372 00	2021	3
Interstate Mining Commission.....	15,000		001	35	10 378 00	2021	3

**PART II
GENERAL FUND
Appropriations for 2021-22**

Department/Appropriation	Amount Approved		SAP Account Code				Char. Code
	State	Federal	COPA Fund	Business Area	SAP Fund	Fiscal Year	
Department Total	169,042,000	137,815,000					
General Services							
General Government Operations.....	55,275,000		001	15	10 074 00	2021	1
Capitol Police Operations.....	14,286,000		001	15	10 067 00	2021	1
Rental, Relocation and Municipal Charges.....	26,150,000		001	15	10 070 00	2021	1
Utility Costs.....	24,626,000		001	15	10 075 00	2021	1
Excess Insurance Coverage.....	4,977,000		001	15	10 073 00	2021	1
Capitol Fire Protection.....	5,000,000		001	15	10 072 00	2021	1
Department Total	130,314,000	0					
Health							
General Government Operations.....	30,268,000		001	67	10 497 00	2021	1
WIC Administration and Operation.....		42,959,000	001	67	70 319 00	2021	1
Health Assessment.....		613,000	001	67	70 296 00	2021	1
PHHSBG - Administration and Operation.....		4,693,000	001	67	70 318 00	2021	1
MCHSBG - Administration and Operation.....		16,659,000	001	67	70 317 00	2021	1
Adult Blood Lead Epidemiology.....		26,000	001	67	70 340 00	2021	1
EMS for Children.....		304,000	001	67	70 329 00	2021	1
TB - Administration and Operation.....		1,328,000	001	67	70 298 00	2021	1
Lead - Administration and Operation.....		1,001,000	001	67	70 314 00	2021	1
AIDS Health Education - Administration and Operation.....		8,511,000	001	67	70 316 00	2021	1
Primary Care Cooperative Agreements.....		463,000	001	67	70 297 00	2021	1
HIV / AIDS Surveillance.....		506,000	001	67	70 331 00	2021	1
HIV Care - Administration and Operation.....		4,136,000	001	67	70 323 00	2021	1
Cancer Prevention and Control.....		8,308,000	001	67	70 529 00	2021	1
Special Preparedness Initiatives.....		500,000	001	67	71 005 00	2021	1
State Loan Repayment Program.....		1,500,000	001	67	71 085 00	2021	1
Environmental Public Health Tracking.....		244,000	001	67	70 528 00	2021	1
Quality Assurance.....	24,393,000		001	67	10 467 00	2021	1
Medicare - Health Service Agency Certification.....		14,100,000	001	67	70 310 00	2021	1
Medicaid Certification.....		11,300,000	001	67	70 315 00	2021	1
Health Innovation.....	753,000		001	67	11 012 00	2021	1
Rural Health.....		4,967,000	001	67	71 064 00	2021	1
Vital Statistics.....	100,000		001	67	10 469 00	2021	1
Cooperative Health Statistics.....		2,275,000	001	67	70 313 00	2021	1
Health Statistics.....		90,000	001	67	70 301 00	2021	1
Behavioral Risk Factor Surveillance System.....		742,000	001	67	70 952 00	2021	1
State Laboratory.....	4,028,000		001	67	10 470 00	2021	1
Clinical Laboratory Improvement.....		674,000	001	67	70 295 00	2021	1

**PART II
GENERAL FUND
Appropriations for 2021-22**

Department/Appropriation	Amount Approved		SAP Account Code				Char. Code
	State	Federal	COPA Fund	Business Area	SAP Fund	Fiscal Year	
Epidemiology and Laboratory Surveillance and Response.....		6,450,000	001	67	70 307 00	2021	1
State Health Care Centers.....	24,972,000		001	67	10 471 00	2021	1
Disease Control Immunization Program.....		14,269,000	001	67	70 304 00	2021	1
PHHSBG - Block Program Services.....		7,108,000	001	67	70 300 00	2021	1
Preventive Health Special Projects.....		3,221,000	001	67	70 339 00	2021	1
Collaborative Chronic Disease Programs.....		4,630,000	001	67	70 953 00	2021	1
Sexual Violence Prevention and Education.....		1,655,000	001	67	70 685 00	2021	1
Live Healthy.....		4,703,000	001	67	71 036 00	2021	1
Sexually Transmitted Disease Screening and Treatment.....	1,757,000		001	67	10 658 00	2021	1
Survey and Follow-Up - Sexually Transmitted Diseases.....		3,295,000	001	67	70 305 00	2021	1
Achieving Better Care - MAP Program.....	2,989,000		001	67	11 080 00	2021	1
Prescription Drug Monitoring.....		18,124,000	001	67	71 037 00	2021	1
Diabetes Programs.....	200,000		001	67	10 657 00	2021	3
Primary Health Care Practitioner.....	4,550,000		001	67	10 477 00	2021	3
Community-Based Health Care Subsidy.....	2,000,000		001	67	11 055 00	2021	3
Newborn Screening.....	7,092,000		001	67	10 502 00	2021	3
Cancer Screening Services.....	2,563,000		001	67	11 014 00	2021	3
AIDS Programs and Special Pharmaceutical Services.....	10,436,000		001	67	11 068 00	2021	3
AIDS Health Education Program.....		2,613,000	001	67	71 015 00	2021	3
AIDS Ryan White and HIV Care.....		61,864,000	001	67	71 016 00	2021	3
Housing for Persons with AIDS.....		4,079,000	001	67	71 017 00	2021	3
Regional Cancer Institutes.....	1,200,000		001	67	10 493 00	2021	3
School District Health Services.....	34,620,000		001	67	10 654 00	2021	3
Local Health Departments.....	27,362,000		001	67	10 652 00	2021	3
Local Health - Environmental.....	2,564,000		001	67	10 465 00	2021	3
Maternal and Child Health Services.....	1,398,000		001	67	10 651 00	2021	3
MCH Lead Poisoning Prevention and Abatement.....		2,705,000	001	67	70 293 00	2021	3
MCHSBG - Program Services.....		19,855,000	001	67	70 320 00	2021	3
Women, Infants and Children (WIC).....		278,219,000	001	67	70 306 00	2021	3
Abstinence Education.....		4,609,000	001	67	70 335 00	2021	3
Traumatic Brain Injury.....		627,000	001	67	70 334 00	2021	3
Family Health Special Projects.....		2,545,000	001	67	70 324 00	2021	3
Screening Newborns.....		1,680,000	001	67	70 336 00	2021	3
Newborn Hearing Screening and Intervention.....		528,000	001	67	70 338 00	2021	3
Teenage Pregnancy Prevention.....		5,383,000	001	67	70 776 00	2021	3
Tuberculosis Screening and Treatment.....	913,000		001	67	10 461 00	2021	3
Tuberculosis Control Program.....		47,000	001	67	70 294 00	2021	3
Renal Dialysis.....	6,300,000		001	67	10 655 00	2021	3
Services for Children with Special Needs.....	1,728,000		001	67	10 479 00	2021	3
Adult Cystic Fibrosis & Other Chronic Respiratory Illnesses.....	750,000		001	67	10 463 00	2021	3

**PART II
GENERAL FUND
Appropriations for 2021-22**

Department/Appropriation	Amount Approved		SAP Account Code				Char. Code
	State	Federal	COPA Fund	Business Area	SAP Fund	Fiscal Year	
Cooley's Anemia.....	100,000		001	67	10 466 00	2021	3
Hemophilia.....	959,000		001	67	10 464 00	2021	3
Lupus.....	100,000		001	67	10 474 00	2021	3
Sickle Cell.....	1,260,000		001	67	10 462 00	2021	3
Lyme Disease.....	3,000,000		001	67	11 129 00	2021	3
Regional Poison Control Centers.....	700,000		001	67	10 475 00	2021	3
Trauma Prevention.....	460,000		001	67	10 473 00	2021	3
Epilepsy Support Services.....	550,000		001	67	10 491 00	2021	3
Bio-Technology Research.....	8,550,000		001	67	10 495 00	2021	3
Tourette's Syndrome.....	150,000		001	67	10 472 00	2021	3
Amyotrophic Lateral Sclerosis Support Services.....	850,000		001	67	11 043 00	2021	3
Leukemia/Lymphoma.....	200,000		001	67	11 130 00	2021	3
Department Total	209,815,000	574,108,000					
Human Services							
General Government Operations.....	120,570,000		001	21	10 263 00	2021	1
Medical Assistance - Administration.....		36,779,000	001	21	70 120 00	2021	1
SNAP - Administration.....		5,747,000	001	21	70 133 00	2021	1
SSBG - Administration.....		358,000	001	21	70 122 00	2021	1
TANFBG - Administration.....		15,208,000	001	21	70 193 00	2021	1
CCDFBG - Administration.....		32,091,000	001	21	70 174 00	2021	1
Child Welfare - Title IV-E - Administration.....		8,329,000	001	21	70 123 00	2021	1
Child Welfare Services - Administration.....		867,000	001	21	70 119 00	2021	1
Community-Based Family Resource and Support - Administration.....		689,000	001	21	70 205 00	2021	1
Developmental Disabilities - Basic Support.....		4,299,000	001	21	70 146 00	2021	1
Disabled Education - Administration.....		392,000	001	21	70 144 00	2021	1
Early Head Start Expansion Program.....		14,950,000	001	21	70 975 00	2021	1
MCH - Administration.....		236,000	001	21	70 955 00	2021	1
MHSBG - Administration.....		890,000	001	21	70 147 00	2021	1
Refugees and Persons Seeking Asylum - Administration.....		2,303,000	001	21	70 142 00	2021	1
Information Systems.....	91,885,000		001	21	10 257 00	2021	1
Medical Assistance - Information Systems.....		99,693,000	001	21	70 132 00	2021	1
SNAP - Information Systems.....		27,949,000	001	21	70 136 00	2021	1
TANFBG - Information Systems.....		13,424,000	001	21	70 194 00	2021	1
Child Welfare - Title IV-E - Information Systems.....		11,422,000	001	21	70 166 00	2021	1
Child Support Enforcement - Information Systems.....		6,712,000	001	21	70 163 00	2021	1
CHIP - Information Systems.....		12,887,000	001	21	71 074 00	2021	1
County Administration - Statewide.....	51,334,000		001	21	10 233 00	2021	1
Medical Assistance - Statewide.....		67,797,000	001	21	70 182 00	2021	1

**PART II
GENERAL FUND
Appropriations for 2021-22**

Department/Appropriation	Amount Approved		SAP Account Code				Char. Code
	State	Federal	COPA Fund	Business Area	SAP Fund	Fiscal Year	
SNAP - Statewide.....		37,574,000	001	21	70 183 00	2021	1
TANFBG - Statewide.....		1,072,000	001	21	70 179 00	2021	1
ARRA - Health Information Technology.....		12,394,000	001	21	77 917 00	2021	1
Children's Health Insurance Administration.....		6,366,000	001	21	71 056 00	2021	1
County Assistance Offices.....	299,473,000		001	21	10 264 00	2021	1
Medical Assistance - County Assistance Offices.....		204,296,000	001	21	70 150 00	2021	1
TANFBG - County Assistance Offices.....		42,543,000	001	21	70 149 00	2021	1
SNAP - County Assistance Offices.....		124,362,000	001	21	70 164 00	2021	1
SSBG - County Assistance Offices.....		3,000,000	001	21	70 131 00	2021	1
LIHEABG - Administration.....		27,000,000	001	21	70 148 00	2021	1
Child Support Enforcement.....	16,250,000		001	21	10 238 00	2021	1
Child Support Enforcement - Title IV - D.....		159,467,000	001	21	70 151 00	2021	1
New Directions.....	20,712,000		001	21	10 244 00	2021	1
TANFBG - New Directions.....		126,197,000	001	21	70 121 00	2021	1
Medical Assistance - New Directions.....		8,448,000	001	21	70 206 00	2021	1
SNAP - New Directions.....		17,817,000	001	21	70 130 00	2021	1
Youth Development Institutions and Forestry Camps.....	64,565,000		001	21	10 261 00	2021	2
SSBG - Basic Institutional Programs.....		10,000,000	001	21	70 160 00	2021	2
Food Nutrition Services.....		650,000	001	21	70 172 00	2021	2
Mental Health Services.....	833,145,000		001	21	10 248 00	2021	2
Medical Assistance - Mental Health.....		189,590,000	001	21	70 127 00	2021	2
Medicare Services - State Mental Hospitals.....		17,900,000	001	21	70 145 00	2021	2
Homeless Mentally Ill.....		2,496,000	001	21	70 154 00	2021	2
MHSBG - Community Mental Health Services.....		38,000,000	001	21	70 167 00	2021	2
SSBG - Community Mental Health Services.....		10,366,000	001	21	70 135 00	2021	2
Suicide Prevention.....		2,236,000	001	21	70 651 00	2021	2
Mental Health Data Infrastructure.....		145,000	001	21	70 522 00	2021	2
Promoting Integration of Health Care.....		3,500,000	001	21	71 076 00	2021	2
System of Care Expansion.....		7,000,000	001	21	70 976 00	2021	2
Youth Suicide Prevention.....		736,000	001	21	71 022 00	2021	2
Treatment for Individuals Experiencing Homelessness.....		1,000,000	001	21	71 087 00	2021	2
Adolescents and Young Adults at High Risk for Psychosis.....		400,000	001	21	71 088 00	2021	2
Intellectual Disabilities - State Centers.....	109,204,000		001	21	10 249 00	2021	2
Medical Assistance - State Centers.....		154,030,000	001	21	70 409 00	2021	2
Medicare Services - State Centers.....		463,000	001	21	70 134 00	2021	2
Cash Grants.....	13,740,000		001	21	10 265 00	2021	3
TANFBG - Cash Grants.....		207,093,000	001	21	70 195 00	2021	3
Other Federal Support - Cash Grants.....		6,428,000	001	21	70 128 00	2021	3
LIHEABG - Low-Income Families and Individuals.....		188,563,000	001	21	70 168 00	2021	3
Refugees and Persons Seeking Asylum - Social Services.....		14,758,000	001	21	70 958 00	2021	3

**PART II
GENERAL FUND
Appropriations for 2021-22**

Department/Appropriation	Amount Approved		SAP Account Code				Char. Code
	State	Federal	COPA Fund	Business Area	SAP Fund	Fiscal Year	
Supplemental Grants - Aged, Blind and Disabled.....	115,032,000		001	21	10 252 00	2021	3
Medical Assistance - Capitation.....	3,982,395,000		001	21	10 226 00	2021	3
Medical Assistance - Capitation.....		13,280,662,000	001	21	70 186 00	2021	3
Medical Assistance - Fee-for-Service.....	647,560,000		001	21	11 076 00	2021	3
Medical Assistance - Fee-for-Service.....		1,912,769,000	001	21	71 030 00	2021	3
ARRA - MA - Health Information Technology.....		10,000,000	001	21	77 933 00	2021	3
Payment to Federal Government - Medicare Drug Program.....	815,075,000		001	21	10 763 00	2021	3
Medical Assistance - Workers with Disabilities.....	64,307,000		001	21	10 996 00	2021	3
Medical Assistance - Workers with Disabilities.....		66,683,000	001	21	70 798 00	2021	3
Medical Assistance - Physician Practice Plans.....	10,071,000		001	21	10 952 00	2021	3
Medical Assistance - Physician Practice Plans.....		11,159,000	001	21	70 750 00	2021	3
Medical Assistance - Hospital-Based Burn Centers.....	4,438,000		001	21	10 789 00	2021	3
Medical Assistance - Hospital-Based Burn Centers.....		4,940,000	001	21	70 730 00	2021	3
Medical Assistance - Critical Access Hospitals.....	13,057,000		001	21	10 958 00	2021	3
Medical Assistance - Critical Access Hospitals.....		18,098,000	001	21	70 748 00	2021	3
Medical Assistance - Obstetric and Neonatal Services.....	3,681,000		001	21	10 946 00	2021	3
Medical Assistance - Obstetric and Neonatal Services.....		7,438,000	001	21	70 729 00	2021	3
Medical Assistance - Trauma Centers.....	8,657,000		001	21	10 830 00	2021	3
Medical Assistance - Trauma Centers.....		9,637,000	001	21	70 578 00	2021	3
Medical Assistance - Academic Medical Centers.....	24,681,000		001	21	10 709 00	2021	3
Medical Assistance - Academic Medical Centers.....		27,350,000	001	21	70 649 00	2021	3
Medical Assistance - Transportation.....	62,340,000		001	21	10 232 00	2021	3
Medical Assistance - Transportation.....		80,755,000	001	21	70 185 00	2021	3
Expanded Medical Services for Women.....	6,263,000		001	21	10 254 00	2021	3
TANFBG - Alternatives to Abortion.....		1,000,000	001	21	70 527 00	2021	3
Children's Health Insurance Program.....	67,657,000		001	21	11 095 00	2021	3
Children's Health Insurance Program.....		237,906,000	001	21	71 055 00	2021	3
Medical Assistance - Long-Term Living.....	138,160,000		001	21	10 267 00	2021	3
Medical Assistance - Long-Term Living.....		107,898,000	001	21	70 161 00	2021	3
Medical Assistance - Community HealthChoices.....	4,232,177,000		001	21	11 133 00	2021	3
Medical Assistance - Community HealthChoices.....		6,481,347,000	001	21	71 089 00	2021	3
Long-Term Care Managed Care.....	161,754,000		001	21	11 025 00	2021	3
Medical Assistance - Long-Term Care Managed Care.....		193,815,000	001	21	70 960 00	2021	3
Intellectual Disabilities - Community Base Program.....	144,716,000		001	21	10 255 00	2021	3
Medical Assistance - Community ID Services.....		57,133,000	001	21	70 175 00	2021	3
SSBG - Community ID Services.....		7,451,000	001	21	70 177 00	2021	3
Intellectual Disabilities - Intermediate Care Facilities.....	168,399,000		001	21	10 251 00	2021	3
Medical Assistance - ID/ICF.....		211,607,000	001	21	70 129 00	2021	3
Intellectual Disabilities - Community Waiver Program.....	1,867,429,000		001	21	10 975 00	2021	3
Medical Assistance - Community ID Waiver Program.....		1,963,561,000	001	21	70 600 00	2021	3

**PART II
GENERAL FUND
Appropriations for 2021-22**

Department/Appropriation	Amount Approved		SAP Account Code				Char. Code
	State	Federal	COPA Fund	Business Area	SAP Fund	Fiscal Year	
Intellectual Disabilities - Lansdowne Residential Services.....	200,000		001	21	10 236 00	2021	3
Autism Intervention and Services.....	29,204,000		001	21	10 741 00	2021	3
Medical Assistance - Autism Intervention Services.....		28,953,000	001	21	70 711 00	2021	3
Behavioral Health Services.....	57,149,000		001	21	10 262 00	2021	3
Special Pharmaceutical Services.....	600,000		001	21	10 227 00	2021	3
County Child Welfare.....	1,325,309,000		001	21	10 266 00	2021	3
Child Welfare Services.....		34,174,000	001	21	70 155 00	2021	3
Child Welfare - Title IV-E.....		405,460,000	001	21	70 157 00	2021	3
Medical Assistance - Child Welfare.....		1,477,000	001	21	70 169 00	2021	3
TANFBG - Child Welfare.....		58,508,000	001	21	70 197 00	2021	3
SSBG - Child Welfare.....		12,021,000	001	21	70 159 00	2021	3
Child Welfare Training and Certification.....		20,000,000	001	21	70 171 00	2021	3
Community-Based Family Resource and Support.....		143,000	001	21	70 204 00	2021	3
Child Abuse Prevention and Treatment.....		12,500,000	001	21	70 707 00	2021	3
Title IV-B - Caseworker Visits.....		1,000,000	001	21	70 718 00	2021	3
Children's Justice Act.....		1,200,000	001	21	70 977 00	2021	3
Community-Based Family Centers.....	19,558,000		001	21	10 256 00	2021	3
Family Preservation - Family Centers.....		2,691,000	001	21	70 191 00	2021	3
Family Resource and Support - Family Centers.....		480,000	001	21	70 118 00	2021	3
Title IV-B - Family Centers.....		5,871,000	001	21	70 661 00	2021	3
MCH - Early Childhood Home Visiting.....		16,300,000	001	21	70 791 00	2021	3
Child Care Services.....	156,482,000		001	21	10 253 00	2021	3
CCDFBG - Child Care Services.....		422,961,000	001	21	70 199 00	2021	3
CCDFBG - School Age.....		1,260,000	001	21	70 137 00	2021	3
SSBG - Child Care Services.....		30,977,000	001	21	70 158 00	2021	3
Head Start Collaboration Project.....		225,000	001	21	70 192 00	2021	3
Child Care Assistance.....	109,885,000		001	21	10 912 00	2021	3
TANFBG - Child Care Assistance.....		220,820,000	001	21	70 719 00	2021	3
CCDFBG - Child Care Assistance.....		47,614,000	001	21	70 720 00	2021	3
SNAP - Child Care Assistance.....		3,093,000	001	21	70 721 00	2021	3
Nurse Family Partnership.....	13,131,000		001	21	10 760 00	2021	3
Medical Assistance - Nurse Family Partnership.....		2,544,000	001	21	70 669 00	2021	3
Early Intervention.....	172,657,000		001	21	10 235 00	2021	3
Medical Assistance - Early Intervention.....		72,400,000	001	21	70 184 00	2021	3
Education for Children with Disabilities-Early Intervention.....		15,026,000	001	21	70 170 00	2021	3
Domestic Violence.....	20,093,000		001	21	10 229 00	2021	3
Family Violence Prevention Services.....		4,355,000	001	21	70 189 00	2021	3
SSBG - Domestic Violence Programs.....		5,705,000	001	21	70 124 00	2021	3
Rape Crisis.....	11,921,000		001	21	10 250 00	2021	3
SSBG - Rape Crisis.....		1,721,000	001	21	70 176 00	2021	3

**PART II
GENERAL FUND
Appropriations for 2021-22**

Department/Appropriation	Amount Approved		SAP Account Code				Char. Code
	State	Federal	COPA Fund	Business Area	SAP Fund	Fiscal Year	
Breast Cancer Screening.....	1,723,000		001	21	10 245 00	2021	3
SSBG - Family Planning.....		2,000,000	001	21	70 165 00	2021	3
Human Services Development Fund.....	13,460,000		001	21	10 230 00	2021	3
Legal Services.....	4,161,000		001	21	10 247 00	2021	3
SSBG - Legal Services.....		5,049,000	001	21	70 187 00	2021	3
Homeless Assistance.....	18,496,000		001	21	10 258 00	2021	3
SSBG - Homeless Services.....		4,183,000	001	21	70 125 00	2021	3
211 Communications.....	750,000		001	21	11 132 00	2021	3
Health Program Assistance and Services.....	19,890,000		001	21	11 122 00	2021	3
Services for the Visually Impaired.....	3,102,000		001	21	11 121 00	2021	3
Department Total	16,136,498,000	28,120,832,000					
Insurance							
Insurance Market Reform.....		5,000,000	001	79	71 077 00	2021	3
Labor and Industry							
General Government Operations.....	13,844,000		001	12	10 031 00	2021	1
Workforce Innovation and Opportunity Act - Administration.....		11,000,000	001	12	70 023 00	2021	1
Community Service and Corps.....		13,415,000	001	12	70 027 00	2021	1
Disability Determination.....		155,439,000	001	12	70 029 00	2021	1
New Hires.....		1,701,000	001	12	70 024 00	2021	1
Occupational and Industrial Safety.....	2,945,000		001	12	10 028 00	2021	1
Lead Certification and Accreditation.....		494,000	001	12	71 078 00	2021	1
Occupational Disease Payments.....	164,000		001	12	10 018 00	2021	3
Transfer to Vocational Rehabilitation Fund.....	47,942,000		001	12	10 016 00	2021	3
Supported Employment.....	397,000		001	12	10 020 00	2021	3
Centers for Independent Living.....	1,950,000		001	12	10 030 00	2021	3
Workers' Compensation Payments.....	278,000		001	12	10 017 00	2021	3
New Choices / New Options.....	750,000		001	12	10 967 00	2021	3
Assistive Technology Financing.....	500,000		001	12	11 035 00	2021	3
Assistive Technology Demonstration and Training.....	450,000		001	12	11 036 00	2021	3
Reed Act - Unemployment Insurance.....		5,000,000	001	12	70 018 00	2021	3
Reed Act - Employment Services.....		72,000,000	001	12	70 480 00	2021	3
WIOA - Adult Employment and Training.....		50,000,000	001	12	70 020 00	2021	3
WIOA - Youth Employment and Training.....		52,000,000	001	12	70 021 00	2021	3
WIOA - Statewide Activities.....		30,000,000	001	12	70 022 00	2021	3
WIOA - Dislocated Workers.....		109,000,000	001	12	70 019 00	2021	3
TANFBG - Youth Employment and Training.....		25,000,000	001	12	70 026 00	2021	3
Industry Partnerships.....	2,813,000		001	12	10 707 00	2021	3
Apprenticeship Training.....	7,000,000		001	12	11 136 00	2021	3

**PART II
GENERAL FUND
Appropriations for 2021-22**

Department/Appropriation	Amount Approved		SAP Account Code				Char. Code
	State	Federal	COPA Fund	Business Area	SAP Fund	Fiscal Year	
Department Total	79,033,000	525,049,000					
Military and Veterans Affairs							
General Government Operations.....	26,401,000		001	13	10 053 00	2021	1
Facilities Maintenance.....		84,000,000	001	13	70 035 00	2021	1
Federal Construction Grants.....		40,000,000	001	13	70 481 00	2021	1
National Guard Youth Challenge Program.....	1,400,000		001	13	11 147 00	2021	1
Burial Detail Honor Guard.....	99,000		001	13	10 051 00	2021	1
American Battle Monuments.....	50,000		001	13	10 041 00	2021	1
Armory Maintenance and Repair.....	1,645,000		001	13	10 043 00	2021	1
Special State Duty.....	35,000		001	13	10 048 00	2021	1
Veterans Homes.....	110,260,000		001	13	10 702 00	2021	2
Operations and Maintenance.....		53,156,000	001	13	70 602 00	2021	2
Medical Reimbursements.....		159,000	001	13	70 603 00	2021	2
Enhanced Veterans Reimbursement.....		34,791,000	001	13	70 746 00	2021	2
Education of Veterans Children.....	135,000		001	13	10 034 00	2021	3
Transfer to Educational Assistance Program Fund.....	12,525,000		001	13	10 705 00	2021	3
Blind Veterans Pension.....	222,000		001	13	10 036 00	2021	3
Amputee and Paralyzed Veterans Pension.....	3,878,000		001	13	10 045 00	2021	3
National Guard Pension.....	5,000		001	13	10 035 00	2021	3
Supplemental Life Insurance Premiums.....	164,000		001	13	10 785 00	2021	3
Civil Air Patrol.....	100,000		001	13	10 050 00	2021	3
Disabled American Veterans Transportation.....	336,000		001	13	10 660 00	2021	3
Veterans Outreach Services.....	3,279,000		001	13	10 936 00	2021	3
Department Total	160,534,000	212,106,000					
Revenue							
General Government Operations.....	142,954,000		001	18	10 208 00	2021	1
Technology and Process Modernization.....	4,750,000		001	18	10 953 00	2021	1
Distribution of Public Utility Realty Tax.....	32,209,000		001	18	10 209 00	2021	3
Department Total	179,913,000	0					
State							
General Government Operations.....	5,795,000		001	19	10 213 00	2021	1
Federal Election Reform.....		18,122,000	001	19	70 490 00	2021	1
Statewide Uniform Registry of Electors.....	11,791,000		001	19	10 759 00	2021	1
Voter Registration and Education.....	462,000		001	19	10 212 00	2021	1
Lobbying Disclosure.....	285,000		001	19	10 903 00	2021	1
Publishing State Reapportionment Maps.....	2,500,000		001	19	10 719 00	2021	1
Publishing Federal Reapportionment Maps.....	400,000		001	19	10 699 00	2021	1

**PART II
GENERAL FUND
Appropriations for 2021-22**

Department/Appropriation	Amount Approved		SAP Account Code				Char. Code
	State	Federal	COPA Fund	Business Area	SAP Fund	Fiscal Year	
Election Code Debt Service.....	9,275,000		001	19	11 170 00	2021	3
Voting of Citizens in Military Service.....	20,000		001	19	10 210 00	2021	3
Department Total	30,528,000	18,122,000					
Transportation							
FTA - Capital Improvement Grants.....		30,000,000	001	78	70 362 00	2021	3
TEA 21 - Access to Jobs.....		2,000,000	001	78	70 360 00	2021	3
Surface Transportation Assistance.....		750,000	001	78	70 358 00	2021	3
Surface Transportation - Operating.....		15,000,000	001	78	70 356 00	2021	3
Surface Transportation Assistance Capital.....		40,000,000	001	78	70 357 00	2021	3
FTA - Safety Oversight.....		3,000,000	001	78	71 027 00	2021	3
FTA - Keystone Corridor Equipment & Purchases.....		70,000,000	001	78	70 361 00	2021	3
FTA - Hybrid Mass Transit Vehicles.....		30,000,000	001	78	70 752 00	2021	3
FRA - State of Good Repair.....		15,000,000	001	78	71 112 00	2021	3
Vehicle Sales Tax Collections.....	520,000		001	78	10 568 00	2021	1
Infrastructure Projects.....	1,900,000		001	78	11 148 00	2021	1
Voter Registration.....	550,000		001	78	10 567 00	2021	1
Department Total	2,970,000	205,750,000					
State Police							
General Government Operations.....	441,366,000		001	20	10 220 00	2021	1
Area Computer Crime.....		12,095,000	001	20	70 541 00	2021	1
Law Enforcement Information Technology.....	6,899,000		001	20	10 216 00	2021	1
Statewide Public Safety Radio System.....	6,992,000		001	20	11 040 00	2021	1
Broadband Network Planning.....		4,050,000	001	20	71 007 00	2021	1
Municipal Police Training.....	1,708,000		001	20	10 214 00	2021	1
Automated Fingerprint Identification System.....	885,000		001	20	10 217 00	2021	1
Gun Checks.....	4,400,000		001	20	10 221 00	2021	1
Department Total	462,250,000	16,145,000					
Emergency Management Agency							
General Government Operations.....	10,603,000		001	31	10 355 00	2021	1
Civil Preparedness.....		35,000,000	001	31	70 239 00	2021	1
Hazardous Materials Planning and Training.....		1,500,000	001	31	70 241 00	2021	1
State Fire Commissioner.....	2,777,000		001	31	10 354 00	2021	1
Fire Prevention.....		20,000	001	31	70 238 00	2021	1
Search and Rescue.....	250,000		001	31	11 069 00	2021	3

**PART II
GENERAL FUND
Appropriations for 2021-22**

Department/Appropriation	Amount Approved		SAP Account Code				Char. Code
	State	Federal	COPA Fund	Business Area	SAP Fund	Fiscal Year	
Firefighters Memorial Flags.....	10,000		001	31	10 352 00	2021	3
Red Cross Extended Care Program.....	250,000		001	31	10 349 00	2021	3
Department Total	13,890,000	36,520,000					
Historical and Museum Commission							
General Government Operations.....	21,150,000		001	30	10 347 00	2021	1
Historic Preservation.....		4,237,000	001	30	70 235 00	2021	1
Surface Mining Review.....		155,000	001	30	70 507 00	2021	1
Environmental Review.....		358,000	001	30	70 509 00	2021	1
American Battlefield Protection Program.....		7,000,000	001	30	71 028 00	2021	1
Maritime Heritage.....		525,000	001	30	71 038 00	2021	1
Appalachian Development.....		100,000	001	30	71 090 00	2021	1
Cultural and Historical Support.....	2,000,000		001	30	11 057 00	2021	3
Department Total	23,150,000	12,375,000					
Environmental Hearing Board							
Environmental Hearing Board.....	2,593,000		001	37	10 393 00	2021	1
Health Care Cost Containment Council							
Health Care Cost Containment Council.....	3,167,000		001	43	30 309 00	2021	1
Ethics Commission							
State Ethics Commission.....	3,015,000		001	40	10 677 00	2021	1
Judiciary							
Supreme Court							
Supreme Court.....	17,150,000		001	51	10 417 00	2021	1
Interbranch Commission.....	350,000		001	51	10 913 00	2021	1
Court Management Education.....	73,000		001	51	10 429 00	2021	1
Rules Committees.....	1,595,000		001	51	11 019 00	2021	1
District Court Administrators.....	19,657,000		001	51	10 430 00	2021	1
Justice Expenses.....	118,000		001	51	10 420 00	2021	1
Office of Elder Justice in the Courts.....	496,000		001	51	11 110 00	2021	1
Judicial Council.....	141,000		001	51	10 431 00	2021	1
Judicial Center Operations.....	814,000		001	51	10 956 00	2021	1
Court Administrator.....	11,577,000		001	51	10 414 00	2021	1
Court Improvement Project.....		1,130,000	001	51	70 654 00	2021	1
Adult Drug Court Outcome Evaluation.....		175,000	001	51	71 068 00	2021	1

**PART II
GENERAL FUND
Appropriations for 2021-22**

Department/Appropriation	Amount Approved		SAP Account Code				
	State	Federal	COPA Fund	Business Area	SAP Fund	Fiscal Year	Char. Code
Integrated Criminal Justice System.....	2,372,000		001	51	10 426 00	2021	1
Unified Judicial System Security.....	2,002,000		001	51	30 249 00	2021	1
Subtotal	56,345,000	1,305,000					
Superior Court							
Superior Court.....	32,377,000		001	52	10 432 00	2021	1
Judges Expenses.....	183,000		001	52	10 433 00	2021	1
Subtotal	32,560,000	0					
Commonwealth Court							
Commonwealth Court.....	21,192,000		001	58	10 447 00	2021	1
Judges Expenses.....	132,000		001	58	10 448 00	2021	1
Subtotal	21,324,000	0					
Courts of Common Pleas							
Courts of Common Pleas.....	117,739,000		001	53	10 435 00	2021	1
Senior Judges.....	4,004,000		001	53	10 436 00	2021	1
Judicial Education.....	1,247,000		001	53	10 437 00	2021	1
Ethics Committee.....	62,000		001	53	10 438 00	2021	1
Problem-Solving Courts.....	1,103,000		001	53	11 044 00	2021	1
Subtotal	124,155,000	0					
Magisterial District Judges							
Magisterial District Judges.....	82,802,000		001	59	10 451 00	2021	1
Magisterial District Judge Education.....	744,000		001	59	10 452 00	2021	1
Subtotal	83,546,000	0					
Philadelphia Courts							
Municipal Court.....	7,794,000		001	62	10 456 00	2021	1
Subtotal	7,794,000	0					

**PART II
GENERAL FUND
Appropriations for 2021-22**

Department/Appropriation	Amount Approved		SAP Account Code				Char. Code
	State	Federal	COPA Fund	Business Area	SAP Fund	Fiscal Year	
Judicial Conduct							
Judicial Conduct Board.....	2,505,000		001	51	10 423 00	2021	1
Court of Judicial Discipline.....	606,000		001	51	10 424 00	2021	1
Subtotal	3,111,000	0					
Reimbursement of County Costs							
Juror Cost Reimbursement.....	1,118,000		001	57	10 440 00	2021	3
County Court Reimbursement.....	23,136,000		001	57	10 439 00	2021	3
Senior Judge Reimbursement.....	1,375,000		001	57	10 441 00	2021	3
Court Interpreter County Grant.....	1,500,000		001	57	11 091 00	2021	3
Subtotal	27,129,000	0					
Department Total	355,964,000	1,305,000					
Legislature							
Senate							
Senators' Salaries.....	8,864,000		001	41	30 037 00	2021	1
Employees of Chief Clerk.....	3,085,000		001	41	30 039 00	2021	1
Salaried Officers and Employees.....	13,973,000		001	41	30 040 00	2021	1
Reapportionment Expenses - Senate.....	800,000		001	41	30 041 00	2021	1
Incidental Expenses.....	3,595,000		001	41	30 060 00	2021	1
Expenses - Senators.....	1,416,000		001	41	30 062 00	2021	1
Legislative Printing and Expenses.....	8,048,000		001	41	30 063 00	2021	1
Committee on Appropriations (R) and (D).....	3,015,000		001	41	30 192 00	2021	1
Caucus Operations (R) and (D).....	79,861,000		001	41	30 211 00	2021	1
Subtotal	122,657,000	0					
House of Representatives							
Members' Salaries, Speaker's Extra Compensation.....	35,290,000		001	42	30 073 00	2021	1
Caucus Operations (R) and (D).....	133,375,000		001	42	30 307 00	2021	1
Speaker's Office.....	1,756,000		001	42	30 077 00	2021	1
Bi-Partisan Committee, Chief Clerk, Comptroller and EMS.....	14,834,000		001	42	30 078 00	2021	1
Reapportionment Expenses - House.....	800,000		001	42	30 076 00	2021	1
Mileage - Representatives, Officers and Employees.....	572,000		001	42	30 080 00	2021	1
Chief Clerk and Legislative Journal.....	2,816,000		001	42	30 082 00	2021	1
Contingent Expenses (R) and (D).....	1,209,000		001	42	30 198 00	2021	1

**PART II
GENERAL FUND
Appropriations for 2021-22**

Department/Appropriation	Amount Approved		SAP Account Code				Char. Code
	State	Federal	COPA Fund	Business Area	SAP Fund	Fiscal Year	
Incidental Expenses.....	7,569,000		001	42	30 095 00	2021	1
Expenses - Representatives.....	4,251,000		001	42	30 099 00	2021	1
Legislative Printing and Expenses.....	10,674,000		001	42	30 100 00	2021	1
Committee on Appropriations (R).....	3,223,000		001	42	30 097 00	2021	1
Committee on Appropriations (D).....	3,223,000		001	42	30 105 00	2021	1
Special Leadership Account (R).....	6,045,000		001	42	30 102 00	2021	1
Special Leadership Account (D).....	6,045,000		001	42	30 103 00	2021	1
Subtotal	231,682,000	0					
Department Total	354,339,000	0					
Government Support Agencies							
Legislative Reference Bureau							
Legislative Reference Bureau - Salaries and Expenses.....	9,985,000		001	44	30 115 00	2021	1
Printing of PA Bulletin and PA Code.....	886,000		001	44	30 117 00	2021	1
Contingent Expenses.....	25,000		001	44	30 359 00	2021	1
Miscellaneous and Commissions							
Legislative Budget and Finance Committee.....	2,020,000		001	47	30 134 00	2021	1
Legislative Data Processing Center.....	32,255,000		001	48	30 135 00	2021	1
LDP - Information Technology Modernization.....	2,500,000		001	48	30 360 00	2021	1
Joint State Government Commission.....	1,701,000		001	46	30 133 00	2021	1
Local Government Commission.....	1,283,000		001	45	30 118 00	2021	1
Local Government Codes.....	24,000		001	45	30 121 00	2021	1
Legislative Audit Advisory Commission.....	285,000		001	45	30 119 00	2021	1
Independent Regulatory Review Commission.....	2,155,000		001	63	30 138 00	2021	1
Capitol Preservation Committee.....	827,000		001	45	30 122 00	2021	1
Capitol Restoration.....	3,157,000		001	45	30 123 00	2021	1
Commission on Sentencing.....	2,553,000		001	45	30 127 00	2021	1
Center for Rural Pennsylvania.....	1,128,000		001	45	30 129 00	2021	1
Commonwealth Mail Processing Center.....	3,583,000		001	45	30 721 00	2021	1
Legislative Reapportionment Commission.....	1,053,000		001	45	30 131 00	2021	1
Independent Fiscal Office.....	2,343,000		001	45	30 308 00	2021	1
Department Total	67,763,000	0					
Total Part II	37,937,877,000	33,580,246,000					

COMMONWEALTH OF PENNSYLVANIA
OFFICE OF THE BUDGET

DATE: June 30, 2021

SUBJECT: Expenditure Symbol Notification Number 21-045

TO: Honorable Stacy Garrity
State Treasurer

FROM: Jen Swails
Secretary of the Budget



On June 30, 2021, several acts went into law, which appropriate monies to the Departments of Agriculture and Education for nonpreferred appropriations.

The titles, amounts, expenditure symbols numbers, character codes and SAP account codes are shown on the attachment to this letter.

*This document is available on the Office of Budget FTP server:
obftp.state.pa.us/ESN/21-045.doc*

Attachment

cc: The Honorable Timothy DeFoor
Mr. Scott Kennedy
Ms. Tammy Blymire
Ms. Donetta M. D'Innocenzo

Mr. Joseph Weber
Mr. Charles Zogby
Mr. Edward Palmer
Ms. Jen Benko

NONPREFERRED APPROPRIATIONS FOR 2021-22

<i>DEPARTMENT / APPROPRIATION</i>	<i>AMOUNT</i>	<i>SAP Account Code</i>				<i>CHAR.</i>
		<i>COPA FUND</i>	<i>BUSINESS AREA</i>	<i>SAP FUND</i>	<i>FISCAL YEAR</i>	
GENERAL FUND:						
<i>AGRICULTURE</i>						
<i>(Act No. 6-A, S.B. 269, P.N. 246)</i>						
University of Pennsylvania - Veterinary Activities.....	\$31,660,000	001	68	11 021 00	2021	3
University of Pennsylvania - Center for Infectious Disease.....	295,000	001	68	11 022 00	2021	3
DEPARTMENT TOTAL	<u>\$31,955,000</u>					
<i>EDUCATION</i>						
<i>Pennsylvania State University:</i>						
<i>(Act No. 2-A, S.B. 265, P.N. 242)</i>						
General Support.....	\$242,096,000	001	16	10 983 00	2021	3
Pennsylvania College of Technology.....	26,736,000	001	16	10 152 00	2021	3
Pennsylvania State University Total	<u>\$268,832,000</u>					
<i>University of Pittsburgh:</i>						
<i>(Act No. 3-A, S.B. 266, P.N. 243)</i>						
General Support.....	\$151,507,000	001	16	10 984 00	2021	3
Rural Education Outreach.....	3,346,000	001	16	10 168 00	2021	3
University of Pittsburgh Total	<u>\$154,853,000</u>					
<i>Temple University:</i>						
<i>(Act No. 4-A, S.B. 267, P.N. 244)</i>						
General Support.....	\$158,206,000	001	16	10 985 00	2021	3
<i>Lincoln University:</i>						
<i>(Act No. 5-A, S.B. 268, P.N. 245)</i>						
General Support.....	\$15,166,000	001	16	10 986 00	2021	3
DEPARTMENT TOTAL	<u>\$597,057,000</u>					
TOTAL NONPREFERRED	<u>\$629,012,000</u>					

**COMMONWEALTH OF PENNSYLVANIA
OFFICE OF THE BUDGET**

DATE: October 20, 2021
SUBJECT: Expenditure Symbol Notification Number 21-143
TO: Honorable Stacy Garrity
 State Treasurer
FROM: Greg Thall
 Secretary of the Budget



In accordance with Section 261 of Act 1-A of 2021, the State Treasurer has requested adjustments to the following expenditures symbols to distribute the amounts below as required by the Act.

	<u>Current Amount</u>	<u>Adjustment</u>	<u>Revised Amount</u>	<u>COPA Fund</u>	<u>SAP Account Code</u>		<u>Fiscal Year</u>
					<u>Business Area</u>	<u>SAP Fund</u>	
FROM: <u>General Fund</u>							
TO: <u>Legislature</u>							
Senate							
Expenses - Senators	\$ 1,308,000	-\$ 341,794.92	\$ 966,205.08	001	41	30 062 00	2016
Expenses - Senators	1,341,000	-1,341,000.00	0	001	41	30 062 00	2017
Expenses - Senators	1,366,000	-1,366,000.00	0	001	41	30 062 00	2018
Expenses - Senators	1,416,000	-1,400,815.24	15,184.76	001	41	30 062 00	2019
Caucus Operations (D)	36,736,060	635,762.21	37,371,822.21	001	41	30 218 00	2021
Caucus Operations (R)	43,124,940	3,813,847.95	46,938,787.95	001	41	30 219 00	2021

C-9
↓

This document is available on the Office of Budget FTP server:
obftp.state.pa.us/ESN/21-143.doc

cc: The Honorable Timothy DeFoor
 Mr. Scott Kennedy
 Ms. Tammy Blymire
 Ms. Donetta M. D'Innocenzo

Mr. Joseph Weber
 Mr. Charles Zogby
 Mr. Edward Palmer
 Ms. Jen Benko

February 9, 2022

Expenditure Symbol Notification Number 21-192

Honorable Stacy Garrity
State Treasurer
Room 129, Finance Building
Harrisburg, Pennsylvania 17120

Dear Treasurer Garrity:

I am hereby authorizing the following additional executive authorization for payment during the fiscal year July 1, 2021 to June 30, 2022:

	<u>Current Amount</u>	<u>Adjustment</u>	<u>Revised Amount</u>	<u>COPA Fund</u>	<u>SAP Account Code Business Area</u>	<u>SAP Fund</u>	<u>Fiscal Year</u>
FROM: <u>General Fund</u>							
TO: <u>State</u>							
County Election Expense	\$ 400,000	\$ 1,000,000	\$ 1,400,000	001	19	20 028 00	2021

Sincerely,


Tom Wolf
Governor

This document is available on the Office of Budget FTP server:
obftp.state.pa.us/ESN/21-192.doc

cc: The Honorable Timothy DeFoor
Mr. Scott Kennedy
Ms. Tammy Blymire
Ms. Donetta M. D'Innocenzo

Mr. Joseph Weber
Mr. Charles Zogby
Mr. Edward Palmer
Ms. Jen Benko

March 17, 2022

Expenditure Symbol Notification Number 21-214


Honorable Stacy Garrity
State Treasurer
Room 129, Finance Building
Harrisburg, Pennsylvania 17120

Dear Treasurer Garrity:

I am hereby authorizing the adjustment to the following executive authorization for payment during the fiscal year July 1, 2021 to June 30, 2022:

	<u>Current Amount</u>	<u>Adjustment</u>	<u>Revised Amount</u>	<u>COPA Fund</u>	<u>SAP Account Code</u>		<u>Fiscal Year</u>
					<u>Business Area</u>	<u>SAP Fund</u>	
FROM: <u>General Fund</u>							
TO: <u>Revenue</u>							
Commissions – Inheritance and Realty Transfer Tax Collections	\$ 12,791,000	\$ 2,000,000	\$ 14,791,000	001	18	20 019 00	2021

Sincerely,



Tom Wolf
Governor

This document is available on the Office of Budget FTP server:
obftp.state.pa.us/ESN/21-214.doc

cc: The Honorable Timothy DeFoor
Mr. Scott Kennedy
Ms. Tammy Blymire
Ms. Donetta M. D’Innocenzo

Mr. Joseph Weber
Mr. Charles Zogby
Mr. Edward Palmer
Ms. Jen Benko

April 22, 2022

Expenditure Symbol Notification Number 21-239


Honorable Stacy Garrity
State Treasurer
Room 129, Finance Building
Harrisburg, Pennsylvania 17120

Dear Treasurer Garrity:

I am hereby authorizing the adjustments to the following executive authorizations for payment during the fiscal year July 1, 2021 to June 30, 2022:

	<u>Current Amount</u>	<u>Adjustment</u>	<u>Revised Amount</u>	<u>COPA Fund</u>	<u>Business Area</u>	<u>SAP Account Code SAP Fund</u>	<u>Fiscal Year</u>
FROM: <u>General Fund</u>							
TO: <u>Revenue</u>							
Refunding Tax Collections	\$1,200,000,000	\$220,000,000	\$1,420,000,000	001	18	20 018 00	2021
FROM: <u>Motor License Fund</u>							
TO: <u>Revenue</u>							
Refunding Liquid Fuels Tax	\$31,000,000	\$1,000,000	\$32,000,000	010	18	20 017 00	2021
FROM: <u>Lottery Fund</u>							
TO: <u>Revenue</u>							
On-Line Vendor Commissions	\$73,692,000	\$3,000,000	\$ 76,692,000	002	18	20 022 00	2021
Instant Vendor Commissions	53,100,000	2,000,000	55,100,000	002	18	20 024 00	2021

Sincerely,



Tom Wolf
Governor

This document is available on the Office of the Budget website:
www.budget.pa.gov

cc: The Honorable Timothy DeFoor
Mr. Scott Kennedy
Ms. Tammy Blymire
Ms. Donetta M. D'Innocenzo

Mr. Joseph Weber
Mr. Charles Zogby
Mr. Edward Palmer
Ms. Jen Benko

June 14, 2022

Expenditure Symbol Notification Number 21-263


Honorable Stacy Garrity
State Treasurer
Room 129, Finance Building
Harrisburg, Pennsylvania 17120

Dear Treasurer Garrity:

I am hereby authorizing the adjustment to the following executive authorization for payment for the period July 1, 2021 to June 30, 2022:

	<u>Current Amount</u>	<u>Adjustment</u>	<u>Revised Amount</u>	<u>COPA Fund</u>	<u>SAP Account Code</u>		<u>Fiscal Year</u>
					<u>Business Area</u>	<u>SAP Fund</u>	
FROM: <u>General Fund</u>							
TO: <u>State</u>							
County Election Expense	\$ 1,400,000	\$ 1,000,000	\$ 2,400,000	001	19	20 028 00	2021

Sincerely,



Tom Wolf
Governor

This document is available on the Office of the Budget website:
www.budget.pa.gov


cc: The Honorable Timothy DeFoor
 Mr. Scott Kennedy
 Ms. Tammy Blymire
 Ms. Donetta M. D'Innocenzo

Mr. Joseph Weber
 Mr. Charles Zogby
 Mr. Edward Palmer
 Ms. Jen Benko

PART LI
Additional Appropriations for 2021-22

Agency/Appropriation Title	Current		Adjustment		Revised Appropriation	SAP Account Code				
	State	Federal	State	Federal		COPA Fund	Business Area	SAP Fund	Budget Period	Char. Code
Early Childhood Comprehensive Systems.....				256,000	256,000	001	21	71147	2021	3
Nurse Family Partnership.....	13,131,000		(48,000)		13,083,000	001	21	10760	2021	3
Early Intervention.....	172,657,000		(10,068,000)		162,589,000	001	21	10235	2021	3
Education for Children with Disabilities-Early Intervention.....		15,026,000		1,199,000	16,225,000	001	21	70170	2021	3
211 Communications.....	750,000		4,000,000		4,750,000	001	21	11132	2021	3
Services for the Visually Impaired.....	3,102,000		600,000		3,702,000	001	21	11121	2021	3
Department Total	15,161,307,000	24,204,456,000	367,280,000	3,914,431,000	43,647,474,000					
State Police										
General Government Operations.....	441,366,000		173,461,000		614,827,000	001	20	10220	2021	1
Legislature										
Members' Salaries, Speaker's Extra Compensation.....	35,290,000		600,000		35,890,000	001	42	30073	2021	1
Bi-Partisan Committee, Chief Clerk, Comptroller, and EMS.....	14,834,000		400,000		15,234,000	001	42	30078	2021	1
Mileage-Representatives, Officers, and Employees.....	572,000		100,000		672,000	001	42	30080	2021	1
Incidental Expenses.....	7,569,000		200,000		7,769,000	001	42	30095	2021	1
Department Total	58,265,000	0	1,300,000	0	59,565,000					
FUND TOTAL	27,515,637,000	25,020,325,000	758,231,000	4,030,431,000	57,324,624,000					
LOTTERY FUND										
Aging										
Transfer to Pharmaceutical Assistance Fund.....	155,000,000		(20,000,000)		135,000,000	002	10	10001	2021	3
FUND TOTAL	155,000,000	0	(20,000,000)	0	135,000,000					

**COMMONWEALTH OF PENNSYLVANIA
OFFICE OF THE BUDGET**

DATE: September 22, 2022
SUBJECT: Expenditure Symbol Notification Number 22-075
TO: Honorable Stacy Garrity
 State Treasurer
FROM: Ben Lukens 
 Acting Secretary of the Budget

In accordance with Act 54 of 2022, I am hereby authorizing the following executive authorization for payment during the period July 1, 2021 to June 30, 2022:

<u>FROM:</u>	<u>Amount</u>	<u>COPA Fund</u>	<u>SAP Account Code Business Area</u>	<u>SAP Fund</u>	<u>Budget Period</u>	<u>Char. Code</u>
General Fund						
<u>TO: Executive Offices:</u>						
Transfer to Budget Stabilization Reserve Fund	\$2,100,000,000	C-8 001	81	20304	2021	3

*This document is available on the Office of the Budget website:
www.budget.pa.gov*

cc: The Honorable Timothy DeFoor
 Mr. Scott Kennedy
 Ms. Tammy Blymire
 Ms. Donetta M. D’Innocenzo

Mr. Joseph Weber
 Mr. Charles Zogby
 Mr. Edward Palmer
 Ms. Jen Benko