



GOVERNOR TOM WOLF

Executive Budget

2020-2021

(Inside Cover)



COMMONWEALTH OF PENNSYLVANIA
OFFICE OF THE GOVERNOR
HARRISBURG

THE GOVERNOR

February 4, 2020

To the People of Pennsylvania:

The last five years have been a time of great change in Pennsylvania. We started with a bleak economic outlook and minimal funding in our Rainy Day Fund. Five years later, with strategic investments into our workforce, education, and supports for our most vulnerable populations, we see a growing economy and have over \$340 million in the Rainy Day Fund.

The 2020-21 budget continues to build upon that success. This budget focuses on key investments in the most important issues facing our state. Growing the strength of our workforce, breaking down barriers to employment, providing a fair wage for all Pennsylvania workers, protecting Pennsylvanians from gun violence, and investing in services for individuals with disabilities will make our state a better place to live.

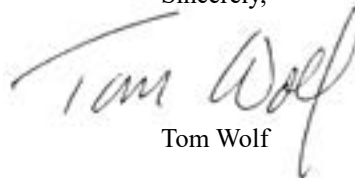
Through comprehensive charter school funding reform, we will be able to appropriately fund charter schools while saving an estimated \$280 million for school districts. This will maintain choice for children and their parents while fairly funding public schools.

The 2020-21 budget also focuses on our infrastructure by calling for action on pipeline safety; providing staff in our state parks, state forests and environmental protection; and proposing a comprehensive strategy for lead and asbestos removal to protect our children.

This proposal provides a comprehensive package of investments that will strengthen our economy, support individuals in need, and continue Pennsylvania on a path to prosperity.

I look forward to continuing to work with all members of the General Assembly to move our state forward.

Sincerely,



Tom Wolf

– THIS PAGE INTENTIONALLY LEFT BLANK –



GOVERNMENT FINANCE OFFICERS ASSOCIATION

*Distinguished
Budget Presentation
Award*

PRESENTED TO

Commonwealth of Pennsylvania

For the Fiscal Year Beginning

July 1, 2019

Christopher P. Morrill

Executive Director

The Government Finance Officers Association of the United States and Canada (GFOA) presented an award of Distinguished Presentation to the Commonwealth of Pennsylvania for its annual budget for the fiscal year beginning July 1, 2018. This award is valid for a period of one year.

In order to receive this award, a governmental unit must publish a budget document that meets program criteria as a policy document, as an operations guide, as a financial plan and as a communication device.

To view the Governor's Executive Budget online or learn more about the Pennsylvania Office of the Budget, go to www.budget.pa.gov. To learn more about the Commonwealth of Pennsylvania, go to www.pa.gov.

Overview of Sections within the Budget

Preface

Includes the Governor's letter, Distinguished Budget Presentation Award, an overview of sections within the budget and the table of contents.

Reader's Guide

Provides an explanation of the budget process, program budget structure, and the basis of budgeting and accounting, summarizes significant financial policies and lists terms used in the budget.

A. Overview and Summaries

Provides summary information regarding program policy direction and budget themes. It discusses the economic outlook, major operating funds and overall complement and summarizes the budget for major commonwealth funds including the General Fund, Motor License Fund, Lottery Fund and Budget Stabilization Reserve (Rainy Day) Fund. It also includes General Fund and special fund financial statements and information on federal block grants, communications and selected other financial summaries.

B. Program Budget Summary

Provides a summary of the budget by major revenue source and information for each major program by component categories and subcategories (subdivisions of programs).

C. Summary by Fund

Provides a summary for the General Fund and Special Funds, including detailed data on revenues and a summary of expenditures for each fund. Detailed expenditure and program information is found within Section E: Department Presentations.

D. Tax Expenditures

Provides information regarding tax expenditures for the General Fund, Motor License Fund and selected other funds. These are tax credits, deductions, exceptions and exclusions provided in law which result in a significant reduction in revenues that would otherwise be received at current tax rates.

E. Department Presentations

Provides detailed expenditure information by agency, program and funding source. Each department presentation includes a Summary by Fund and Appropriation, Program Funding Summary, information on major programs, appropriation funding details and Program Measures.

F. Capital Budget

Provides detailed information by agency regarding proposed capital budget projects. In addition, lists proposed funding sources and amounts needed to support the capital program for the next five years.

G. Public Debt

Provides data on the debt obligations of the commonwealth used to fund capital programs, voter-approved bond referendums and certain disaster relief programs.

H. Other Special Funds

Provides a brief description and financial data for all commonwealth funds not given an expanded treatment in other sections of the budget.

I. Complement

Provides a summary by department of salaried complement on a full-time equivalent (FTE) basis. It also provides a brief description by agency and appropriation of the complement changes recommended in the budget.

J. Statistical Data

Provides historical data for various Pennsylvania economic indicators.

Table of Contents

PREFACE

GOVERNOR'S LETTER	i
DISTINGUISHED BUDGET PRESENTATION AWARD	iii
OVERVIEW OF SECTIONS WITHIN THE BUDGET	iv
TABLE OF CONTENTS	v
READER'S GUIDE:	
Commonwealth of Pennsylvania Organization Chart.....	2
The Budget Process	3
The Capital Budget Process	5
The Commonwealth's Program Budget Structure.....	6
Basis of Budgeting and Basis of Accounting for Financial Reporting	12
Significant Financial Policies	13
Terms Used in the Budget Process	14
Federal Funds Identification	19

A. OVERVIEW AND SUMMARIES

Fiscal and Program Policy Direction and Budget Themes:

Fiscal and Program Policy Direction	A1-3
Themes Introduction.....	A1-4
Prioritizing Education.....	A1-6
Investing in Our Kids.....	A1-7
Promoting Fairness, Equity, and Quality in Our Public Education System	A1-8
Making College More Affordable.....	A1-10
Making Pennsylvania a Better Place for Workers and Businesses.....	A1-11
Keeping Pennsylvanians Safe.....	A1-14
Protecting the Most Vulnerable.....	A1-15
Investing in Our Environmental Protection and Restoration	A1-17
Repairing and Improving Our Infrastructure.....	A1-19
Investing in the Arts	A1-20

Economic Outlook	A1-21
-------------------------------	-------

Summary of Major Operating Funds

General Fund	A1-24
Motor License Fund.....	A1-26
Lottery Fund	A1-26

Rainy Day Fund	A1-27
-----------------------------	-------

Complement	A1-28
-------------------------	-------

Statements:

Seven Year Financial Statement — General Fund.....	A2-3
Seven Year Financial Statements — Special Funds	A2-4
Seven Year Department Summary by Fund.....	A2-5
Seven Year Commonwealth Program Summary — General and Special Funds	A2-8
Dollar Chart by Program — General and Special Funds	A2-9
Seven Year Commonwealth Program Summary — General Fund.....	A2-10
Dollar Charts — General Fund, Income and Outgo.....	A2-11
Dollar Chart by Character of Expenditure — General Fund.....	A2-12

Federal Block Grants	A3-1
-----------------------------------	------

Public Information and Communications	A4-1
--	------

B. PROGRAM BUDGET SUMMARY

Guide to the "Summary of Revenues and Expenditures for the Operating Program" Statement	B2
Summary of Revenues and Expenditures for the Operating Program	B3
Seven Year Summary of Commonwealth Programs — Operating and Capital.....	B4
Direction and Supportive Services	B6
Protection of Persons and Property	B7
Education	B8
Health and Human Services.....	B9

Table of Contents

Economic Development	B10
Transportation	B11
Recreation and Cultural Enrichment.....	B12
Debt Service.....	B13
C. SUMMARY BY FUND	
General Fund	
Financial Statement.....	C1-5
Notes on Financial Statement.....	C1-6
Summary by Department.....	C1-8
General Fund Revenue Summary	C1-24
Adjustments to Revenue Estimate.....	C1-25
Revenue Sources	C1-26
Revenue Detail	C1-31
Revenue History	C1-41
Motor License Fund	
Financial Statement.....	C2-2
Summary by Department.....	C2-3
Revenue Summary	C2-6
Adjustments to Revenue Estimate.....	C2-6
Revenue Sources	C2-7
Revenue Detail	C2-9
Restricted Revenues Not Included in Department Total	C2-11
Lottery Fund	
Financial Statement.....	C3-2
Notes on Financial Statement.....	C3-3
Summary by Department.....	C3-4
Revenue Summary	C3-6
Revenue Sources	C3-6
D. TAX EXPENDITURES	
Tax Expenditure Analysis.....	D3
General Fund Tax Expenditures:	
Credit Programs	D5
Corporation Taxes.....	D20
Corporate Net Income	D20
Gross Receipts	D26
Public Utility Realty	D28
Insurance Premiums.....	D31
Bank and Trust Company Shares.....	D35
Mutual Thrift Institutions.....	D36
Sales and Use Tax.....	D37
General/Personal Expenditures	D37
Fuels and Utilities	D42
Motor Vehicles/Vessels	D44
Production Expenditures.....	D46
Other.....	D48
Cigarette Tax	D61
Tobacco Products Tax.....	D63
Malt Beverage Tax.....	D63
Liquor Tax.....	D63

Table of Contents

Personal Income Tax	D64
Exclusions from Income.....	D64
Credits	D75
Estimated Taxes.....	D77
Realty Transfer Tax	D79
Inheritance Tax	D87
Family Related Exemptions and Exclusions	D87
Personal Exclusions and Deductions.....	D90
Business Related Exclusions and Deductions.....	D92
Other Exclusions.....	D95
Table Game Taxes	D96
<i>Motor License Fund Tax Expenditures:</i>	
Oil Company Franchise Tax	D97
Motor Carriers Road Tax/IFTA	D102
Motor Vehicle Code	D107
<i>Special Fund Tax Expenditures:</i>	
Unemployment Compensation Insurance Tax	D110
Public Transportation Assistance Fund	D111
Motor Vehicle Lease Tax and Motor Vehicle Rental Fee	D111
Tire Fee	D114
Racing Fund	D115
E. DEPARTMENT PRESENTATIONS	
Governor’s Office	E1-3
Executive Direction	E1-6
Lieutenant Governor	E2-1
Executive Direction	E2-4
Executive Offices	E3-1
Executive Direction.....	E3-6
Legal Services	E3-9
Prevention and Elimination of Discriminatory Practices.....	E3-10
Development of Artists and Audiences	E3-11
Reintegration of Juvenile Delinquents	E3-12
Commission on Crime and Delinquency	E4-1
Criminal and Juvenile Justice Planning and Coordination	E4-5
Attorney General	E5-1
Public Protection and Law Enforcement.....	E5-5
Auditor General	E6-1
Auditing.....	E6-4
Municipal Pension Systems.....	E6-5
Treasury	E7-1
Disbursement	E7-5
Interstate Relations.....	E7-7
Debt Service	E7-8
Aging	E8-1
Community Services for Older Pennsylvanians.....	E8-5
Pharmaceutical Assistance.....	E8-7
Agriculture	E9-1
Protection and Development of Agricultural Industries	E9-6

Table of Contents

Horse Racing Regulation.....	E9-11
Emergency Food Assistance.....	E9-12
Banking and Securities	E10-1
Financial Services Industry Regulation.....	E10-4
Community and Economic Development	E11-1
Job Creation, Workforce Training, Business Growth and Attraction.....	E11-7
Pennsylvania Innovation Economy.....	E11-9
Pennsylvania Worldwide.....	E11-11
Pennsylvania Happiness.....	E11-12
Pennsylvania Communities.....	E11-14
Conservation and Natural Resources	E12-1
Parks and Forests Management.....	E12-6
Criminal Justice	E13-1
Incarcerated Individuals.....	E13-5
Reentry into Communities.....	E13-11
Drug and Alcohol Programs	E14-1
Drug and Alcohol Abuse Prevention and Treatment.....	E14-4
Education	E15-1
Education Support Services.....	E15-7
PreK–12 Education.....	E15-8
Library Services.....	E15-12
Higher Education.....	E15-14
Higher Education Assistance Agency	E16-1
Financial Assistance to Students.....	E16-4
Financial Aid to Institutions.....	E16-6
Emergency Management Agency	E17-1
Emergency Management.....	E17-5
Fire Prevention and Safety.....	E17-7
Environmental Protection	E18-1
Environmental Support Services.....	E18-7
Environmental Protection and Management.....	E18-9
Ethics Commission	E19-1
Executive Direction.....	E19-4
Fish and Boat Commission	E20-1
Recreational Fishing and Boating.....	E20-4
Game Commission	E21-1
Wildlife Management.....	E21-4
Gaming Control Board	E22-1
Gaming Regulation.....	E22-4
General Services	E23-1
Facility, Property and Commodity Management.....	E23-5
Health	E24-1
Health Support Services.....	E24-7
Health Research.....	E24-9
Preventive Health.....	E24-10
Health Treatment Services.....	E24-14
Health Care Cost Containment Council	E25-1
Health Care Reporting.....	E25-4
Historical and Museum Commission	E26-1
State Historic Preservation.....	E26-4
Museum Assistance.....	E26-6
Human Services	E27-1
Human Services Support.....	E27-12
Medical Assistance and Health Care Delivery.....	E27-14
Long-Term Living.....	E27-20
Income Maintenance.....	E27-23

Table of Contents

Mental Health and Substance Abuse Services	E27-26
Intellectual Disabilities	E27-30
Human Services	E27-34
Child Development	E27-37
Infrastructure Investment Authority	E28-1
PENNVEST	E28-5
Insurance	E29-1
Insurance Industry Regulation	E29-4
Health Insurance Exchange Authority	E30-1
Health Insurance Exchange Authority	E30-4
Labor and Industry	E31-1
Community and Occupational Safety and Stability	E31-5
Workers' Compensation and Assistance	E31-7
Workforce Investment.....	E31-9
Vocational Rehabilitation	E31-11
Liquor Control Board	E32-1
Liquor Control	E32-4
Military and Veterans Affairs	E33-1
State Military Readiness	E33-5
Veterans Homes	E33-7
Compensation and Assistance	E33-9
Milk Marketing Board	E34-1
Milk Industry Regulation	E34-4
Public School Employees' Retirement System	E35-1
Public School Employees' Retirement	E35-4
Public Utility Commission	E36-1
Regulation of Public Utilities	E36-4
Revenue	E37-1
Revenue Collection and Administration	E37-5
Community Development and Preservation	E37-7
Homeowners and Renters Assistance	E37-8
State	E38-1
Consumer Protection	E38-4
State Employees' Retirement System	E39-1
State Employees' Retirement	E39-4
State Police	E40-1
Public Protection and Law Enforcement	E40-5
Transportation	E41-1
Transportation Support Services	E41-8
Highways and Bridges	E41-9
Local Highway and Bridge Assistance	E41-12
Multimodal Transportation	E41-13
Driver and Vehicle Services.....	E41-16
Legislature	E42-1
Legislature	E42-4
Judiciary	E43-1
State Judicial System	E43-5
Government Support Agencies	E44-1
Government Support Agencies.....	E44-4

F. CAPITAL BUDGET

Capital Budget Program Summary.....	F3
Estimated Capital Expenditures — State Funds	F5
Forecast of New Project Authorizations — State Funds.....	F6
Recommended New Project Authorizations — State Funds	F7

Table of Contents

Agriculture	F8
Conservation and Natural Resources	F10
Criminal Justice	F19
Education	F23
Environmental Protection	F28
General Services	F31
Historical and Museum Commission	F33
Human Services	F35
Military and Veterans Affairs	F38
State Police	F42
Transportation	F44
Summary of Forecast of Future New Project Authorizations — State Funds	F107
Forecast of Future Projects by Department.....	F108
Estimate of Capital Project Expenditures by Department.....	F111
Estimate of Capital Expenditures	F112

G. PUBLIC DEBT

Debt Authorized, Issued and Outstanding	G3
General Obligation Bond Issues.....	G4
General Obligation Debt Outstanding.....	G5
Constitutional Debt Limit	G6
Debt Service on General Obligation Debt	G7
Annual Debt Service on Outstanding General Obligation Bonds	G8
Trends in Debt Service and Debt Ratios	G9
Outstanding Indebtedness of Pennsylvania Agencies and Authorities.....	G10

H. OTHER SPECIAL FUNDS

Other Special Funds.....	H3
Special Fund Categories	H4
Achieving a Better Life Experience Fund	H6
Acid Mine Drainage Abatement and Treatment Fund	H6
Administration Fund	H7
Agricultural College Land Scrip Fund.....	H7
Agricultural Conservation Easement Purchase Fund.....	H8
Anthracite Emergency Bond Fund	H8
Automobile Theft Prevention Trust Fund.....	H9
Banking Fund	H9
Ben Franklin Technology Development Authority Fund	H10
Benefit Completion Fund.....	H10
Boat Fund.....	H11
Budget Stabilization Reserve Fund	H11
Capital Debt Fund	H12
Capital Facilities Fund	H12
Capitol Restoration Trust Fund	H13
Catastrophic Loss Benefits Continuation Fund	H13
Children’s Trust Fund.....	H14
Cigarette Fire Safety and Firefighter Protection Act Enforcement Fund.....	H14
City Revitalization and Improvement Fund.....	H15
Clean Air Fund	H15
Coal and Clay Mine Subsidence Insurance Fund	H16
Coal Lands Improvement Fund	H16
Community College Capital Fund.....	H17
Compulsive and Problem Gambling Treatment Fund.....	H17
Conrad Weiser Memorial Park Trust Fund	H18
Conservation District Fund	H18
Deferred Compensation Fund	H19
Deferred Compensation Fund – Short-Term Portfolio.....	H19
DNA Detection Fund	H20
Dog Law Administration.....	H20

Table of Contents

Educational Assistance Program Fund	H21
Emergency Medical Services Operating Fund	H21
Employment Fund for the Blind	H22
Energy Development Fund.....	H22
Environmental Education Fund	H23
Environmental Stewardship Fund.....	H24
Fantasy Contest Fund	H25
Farm Products Show Fund.....	H25
Fire Insurance Tax Fund	H26
Fish Fund	H26
Game Fund	H27
Governor Robert P. Casey Memorial Organ and Tissue Donation Awareness Trust Fund.....	H28
Growing Greener Bond Fund	H29
Growing Greener Bond Sinking Fund.....	H30
Hazardous Material Response Fund.....	H30
Hazardous Sites Cleanup Fund	H31
Higher Education Assistance Fund	H31
Highway Beautification Fund.....	H32
Historical Preservation Fund	H32
HOME Investment Trust Fund.....	H33
Homeowners Assistance Settlement Fund.....	H33
Housing Affordability and Rehabilitation Enhancement Fund.....	H34
Industrial Development Fund	H34
Industrial Sites Cleanup Fund	H35
Insurance Fraud Prevention Trust Fund.....	H35
Insurance Liquidation Fund.....	H36
Insurance Regulation and Oversight Fund	H36
Job Training Fund	H37
Justice Reinvestment Fund.....	H37
Keystone Recreation, Park and Conservation Fund.....	H38
Liquid Fuels Tax Fund.....	H38
Liquor License Fund.....	H39
Local Cigarette Tax Fund	H39
Local Government Capital Project Loan Fund.....	H40
Machinery and Equipment Loan Fund.....	H40
Manufacturing Fund	H41
Marcellus Legacy Fund	H41
Medical Care Availability and Reduction of Error Fund	H42
Medical Marijuana Program Fund	H42
Milk Marketing Fund.....	H43
Mine Safety Fund	H43
Minority Business Development Fund.....	H44
Monetary Penalty Endowments Trust Fund	H44
Motor Vehicle Transaction Recovery Fund	H45
Multimodal Transportation Fund.....	H45
Municipal Pension Aid Fund.....	H46
Municipalities Financial Recovery Revolving Aid Fund	H46
Neighborhood Improvement Zone Fund.....	H47
Non-Coal Surface Mining Conservation and Reclamation Fund	H47
Nutrient Management Fund.....	H48
Oil and Gas Lease Fund	H48
PA Health Insurance Exchange Fund	H49
Patient Safety Trust Fund.....	H49
Pennsylvania Gaming Economic Development and Tourism Fund.....	H50
Pennsylvania Historical and Museum Commission Trust Fund.....	H50
Pennsylvania Infrastructure Bank.....	H51
Pennsylvania Municipal Retirement Fund	H51
Pennsylvania Race Horse Development Trust Fund.....	H52
Pennsylvania Veterans Monuments and Memorial Trust Fund	H53

Table of Contents

PENNVEST Bond Authorization Fund.....	H53
PENNVEST Drinking Water Revolving Fund	H54
PENNVEST Fund.....	H54
PENNVEST Redemption Fund	H55
PENNVEST Water Pollution Control Revolving Fund	H55
Persian Gulf Conflict Veterans' Compensation Bond Fund	H56
Pharmaceutical Assistance Fund	H56
Philadelphia Regional Port Authority Fund.....	H57
Philadelphia Taxicab and Limousine Regulatory Fund	H57
Philadelphia Taxicab Medallion Fund.....	H58
PlanCon Bond Projects Fund	H58
Port of Pittsburgh Commission Fund.....	H59
Property Tax Relief Fund	H60
PSERS – Defined Contribution Fund	H61
Public Transportation Assistance Fund	H61
Public Transportation Trust Fund	H62
Purchasing Fund	H62
Racing Fund.....	H63
Real Estate Recovery Fund	H64
Recycling Fund	H64
Rehabilitation Center Fund.....	H65
Remining Financial Assurance Fund.....	H65
Rightful Owners' Claims Payment Fund.....	H66
School Employees' Retirement Fund	H66
School Safety and Security Fund	H67
Self-Insurance Guaranty Fund	H67
SERS – Defined Contribution Fund.....	H68
Small Business First Fund.....	H69
Special Administration Fund.....	H69
State Employees' Retirement Fund.....	H70
State Gaming Fund	H71
State Insurance Fund	H72
State Restaurant Fund	H72
State Stores Fund	H73
State Treasury Armory Fund	H73
State Workers' Insurance Fund.....	H74
Storage Tank Fund.....	H74
Substance Abuse Education and Demand Reduction Fund.....	H75
Surface Mining Conservation and Reclamation Fund	H75
Tobacco Settlement Fund	H76
Treasury Initiative Support Fund	H77
Tuition Account Guaranteed Savings Program Fund	H77
Tuition Account Investment Program Fund	H78
Unconventional Gas Well Fund.....	H78
Underground Storage Tank Indemnification Fund.....	H79
Unemployment Compensation Benefit Payment Fund.....	H79
Unemployment Compensation Contribution Fund.....	H80
Unemployment Compensation Debt Service Fund	H80
Uninsured Employers Guaranty Fund	H81
Veterans Trust Fund.....	H81
Video Gaming Fund	H82
Vocational Rehabilitation Fund.....	H83
Volunteer Companies Loan Fund.....	H83
Water and Sewer Systems Assistance Bond Fund	H84
Water and Sewer Systems Assistance Bond Sinking Fund	H84
Water Supply and Wastewater Treatment Fund	H85
Water Supply and Wastewater Treatment Sinking Fund.....	H85
Wild Resources Conservation Fund.....	H86
Workers' Compensation Security Fund	H86
Workmen's Compensation Administration Fund	H87

Table of Contents

Workmen's Compensation Supersedeas Fund	H87
911 Fund	H88

I. COMPLEMENT

Authorized Salaried Complement By Agency	I 3
Summary of Complement Changes	I 4
Filled Salaried Complement By Agency	I 7

J. STATISTICAL DATA

General Information.....	J3
State Population Trends.....	J4
State Employment Trends.....	J4
State Unemployment Trends.....	J6
State Personal Income Trends.....	J7

– THIS PAGE INTENTIONALLY LEFT BLANK –



READER'S GUIDE

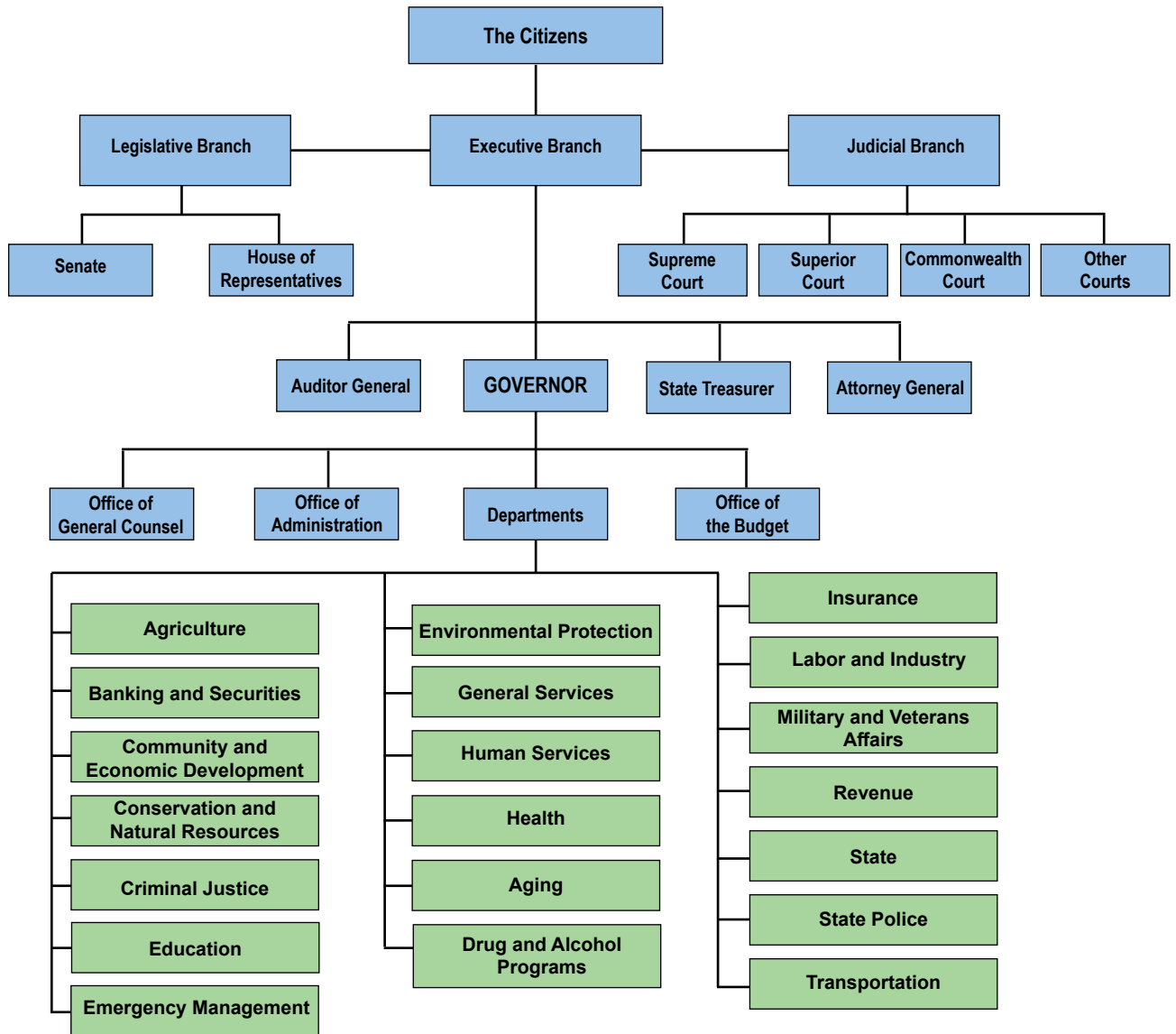
This section of the budget is intended to assist readers with interpreting and understanding the content of the governor's recommended budget.

It contains an organization chart of the commonwealth, descriptions of the operating and capital budget processes, explanations of the program budget structure and the basis of budgeting and accounting, a summary of significant financial policies, terms used in the budget process and a list of common federal funds abbreviations.

The government of the commonwealth is comprised of three separate branches: the Executive Branch, the Legislative Branch and the Judicial Branch. The organization chart shown on the following page provides additional information about the structure of Pennsylvania State Government.

To view the Governor's Executive Budget online or learn more about the Pennsylvania Office of the Budget, go to www.budget.pa.gov. To learn more about the Commonwealth of Pennsylvania, go to www.pa.gov.

Commonwealth of Pennsylvania Organization Chart



AGENCIES

Higher Education Assistance
Interstate Agencies

AUTHORITIES

Automobile Theft Prevention
Commonwealth Financing
Economic Development Financing
Energy Development
Health Insurance Exchange
Higher Education Facilities
Industrial Development
Infrastructure Investment
Insurance Fraud Prevention
Minority Business Development
Patient Safety
Public School Building

BOARDS

Claims
Environmental Hearing
Gaming Control
Finance and Revenue
Liquor Control
Milk Marketing
Municipal Retirement
Pardons
Public School Employees' Retirement
State Employees' Retirement
Tax Equalization

COMMISSIONS

Civil Service
Crime and Delinquency
Ethics
Fish and Boat
Game
Harness Racing
Historical and Museum
Horse Racing
Human Relations
Juvenile Court Judges
Public Utility
Turnpike

The Budget Process

The Pennsylvania Constitution requires that the governor submit a budget annually to be adopted by the General Assembly for the ensuing fiscal year. The General Assembly may add, change or delete any items in the budget proposed by the governor, but the governor retains veto power over the individual appropriations passed by the General Assembly. The governor may also reduce individual appropriations but may not increase them. A gubernatorial veto can be overridden only by a two-thirds majority of each house of the General Assembly.

The Governor's Budget is developed with a focus on the results of government programs and provides information about program goals, objectives, accomplishments and impacts.

The Governor's Budget is a statement of the commonwealth's program plan, the resources necessary to support that plan, a description of how resources are to be used, and an assessment of the effectiveness of programs on people and the environment. This information is presented so that the levels of expenditure are associated with levels of government services and, ultimately, with the resulting effects on important public policy issues and concerns faced by the commonwealth.

PHASES OF THE BUDGET PROCESS

The state budget process can be divided into four phases: gubernatorial preparation and submission to the General Assembly, approval (involving the executive and legislative branches), execution, and program performance evaluation and financial audit.

Preparation

The preparation phase of the budget process begins nearly twelve months prior to the July 1 start of that fiscal year. The first step of the preparation phase is the distribution of the budget instructions by the Governor's Budget Office and program policy guidance by the Governor's Policy Office. The program policy guidance defines major policy issues, spells out priorities and provides policy direction to the agencies for budget preparation.

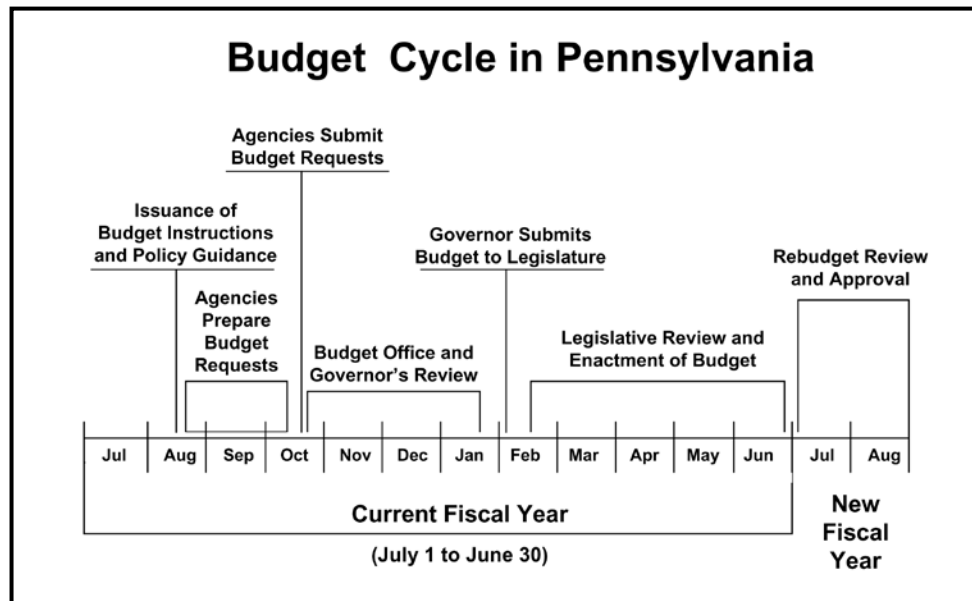
Agency budget requests are submitted to the Governor's Budget Office beginning in early October. Agencies prepare and submit their requests electronically. The Agency Program Plan, the programmatic presentation of agency budget requests, and the appropriation-level information are prepared and submitted in the format and manner specified in budget instructions issued annually by the Governor's Budget Office.

During December, the governor apprises legislative leaders of anticipated spending and revenue levels and major fiscal issues expected to be addressed in the upcoming budget.

The Secretary of the Budget and Governor's Budget Office staff review agency budget requests for accuracy and adherence to the policy guidance. The Agency Program Plan and appropriation data is used by the Governor's Budget Office to analyze the agency requests and prepare funding recommendations for the Secretary of the Budget and the governor. Total agency requests must be brought into balance with total funds estimated to be available from existing sources and any new revenue sources that are recommended. The Secretary of the Budget makes recommendations to the governor on the expenditure proposals contained in each agency budget request and, along with the Secretary of Revenue, provides revenue estimates. The governor reviews these recommendations and makes final budget decisions. The Governor's Executive Budget document is then completed and submitted to a joint session of the General Assembly by the governor through the budget address.

Approval

Shortly after receiving the Governor's Executive Budget, the Appropriations Committees of the House of Representatives and Senate hold public hearings to review agency budget proposals. The appropriations hearings provide the legislators with an opportunity to review the specific programmatic, financial and policy aspects of each agency's programs. The legislators' decisions on the budget are reflected in the annual General Appropriation Bill and individual appropriation bills. The General Appropriation Bill contains appropriations for the executive, legislative and judicial departments, public schools and for public debt. All other appropriations are made individually by separate bills.



Appropriations made to institutions not under the absolute control of the commonwealth are considered nonpreferred appropriations and require a two-thirds vote of each house of the General Assembly for passage. The passage of the General Appropriation Bill and other appropriation bills by the General Assembly and the passage of any revenue measures which may be required to ensure a balanced budget constitute the legislative approval phase of the budget process.

At the time that the General Appropriation Bill and other appropriation bills are presented to the governor for approval, the official revenue estimates for the budget year are established by the governor. If the appropriations passed by the Legislature exceed the revenue estimates plus any available surplus, the governor has the authority and duty either to veto entire appropriation bills or to reduce the amount of appropriations in order to produce a budget that is in balance with total resources available. The governor also has the power to reduce or item veto any appropriation he thinks excessive or unnecessary, even if the total appropriations passed by the legislators do not exceed estimated resources available. A governor's item veto may be overridden by a two-thirds vote of each house of the General Assembly.

The signing of the appropriations bills and any revenue bills by the governor is the last step in the approval stage of the budget process.

On occasion, additional appropriations are made subsequent to the enactment of the General Appropriation Act. These additional appropriations are made for a purpose for which either no appropriation was originally made or where the General Assembly deems it desirable or necessary that an original appropriation be increased in the current fiscal year period. These appropriations are made in supplemental appropriation bills that are passed in the same manner as regular appropriation bills.

Execution

The Governor's Budget Office has the authority to request and approve agency spending plans, commonly referred to as rebudgets, and to establish authorized levels for an agency's full-time equivalent (FTE) salaried complement, i.e., personnel. The rebudgets are based primarily on the enacted appropriations. The Governor's Budget Office electronically enters allocation amounts into the accounting system based upon the approved rebudget. Program managers and administrators are responsible for operating their programs within the resources that are available and for producing the results cited in the budget.

Audit

The last phase of the budget cycle, which occurs after the close of the fiscal year, encompasses audit and review of program and financial performance. The Governor's Budget Office informally reviews program and financial performance and performs formal evaluations of selected programs. In addition, the Auditor General performs a financial post audit.

The Capital Budget Process

Preparation, Submission and Approval

The capital budget process in Pennsylvania is similar to the process used for the operating budget. The capital budget process has the following phases: preparation and submission to the General Assembly, approval, involving both the executive and legislative branches and capital budget execution.

The preparation phase follows the operating budget preparation cycle for a fiscal year beginning July 1. When agencies submit operating budget requests to the Secretary of the Budget beginning in early October, agencies also submit a capital budget request itemizing proposed capital projects they want to undertake. The Governor's Budget Office reviews capital requests and develops recommendations based on the governor's financial parameters and policies.

The governor makes final decisions on the capital budget at the same time as the operating budget. The governor's final recommendations are contained in a separate capital budget section in the Governor's Budget submitted to the General Assembly.

The governor's capital project recommendations, along with any additions or deletions made by the General Assembly, are contained in a separate bill usually known as the Capital Budget Project Itemization Act. This bill, along with the Capital Budget Act which contains the maximum debt limitations for the next fiscal year beginning July 1, must be passed by both houses of the General Assembly and presented to the governor for signature.

The governor reviews the projects contained in the Capital Budget Project Itemization Act taking into consideration his priorities, the importance of the project and the impact the project will have on agency operating budgets. The governor may approve the bill as is or item veto parts or all of the amounts contained in the bill. Any item veto may be overridden by a two-thirds vote of each house of the General Assembly. The governor's approval of the Capital Budget Project Itemization Act is the final stage of the capital budget approval process.

Each year, even if a capital budget project itemization bill is not passed, a Capital Budget Bill – legislation establishing limitations on the debt to be incurred for capital projects – is proposed. If passed by the legislature and signed into law by the governor, the act establishes a debt ceiling for each major category of the capital program and remains in force for a single fiscal year.

Capital Project Activation

In order for a capital project approved in an enacted project itemization act to move forward, the Department of General Services must request that it be activated. All project activation requests are reviewed by the Governor's Budget Office for consistency with the governor's priorities and policies. Projects approved by the Governor's Budget Office are scheduled for release, first for design, and then when design is complete, for construction. Project releases are made in accordance with certain fiscal guidelines in order to keep the entire capital budget at affordable levels each fiscal year.

Debt Financing vs. Current Revenue Financing

A capital project can be funded by commonwealth debt obligations, current revenues or funds received from other jurisdictions if it meets one of the project category criteria listed in the Capital Budget Program Summary. The majority of capital projects are funded through general obligation bonds, but in accordance with commonwealth debt policy, highway capital projects are funded from current revenues of the Motor License Fund. Agencies will request either bond or current revenue funding when they submit capital project requests. The statements in Section F summarize new capital projects by capital program category, then by department, capital program category and bond or current revenue sources. The capital projects for each department first list agency bond-funded projects, then list agency projects funded through current revenues.

The reader is referred to Section F: Capital Budget, which contains the governor's recommended capital budget and five-year capital program, including funding sources and amounts needed to support capital programs.

The Commonwealth's Program Budget Structure

COMMONWEALTH PROGRAM PLAN

The budget presentation for each commonwealth department or agency is shown on a program basis and on an appropriation basis. The Section B: Program Budget Summary provides a summary presentation by commonwealth program and shows program costs according to eight major commonwealth program classifications. These eight Commonwealth Programs are each defined in terms of broadly stated goals of state government.

The first commonwealth program, Direction and Supportive Services, includes the resources to support administrative functions that affect the overall operations of the commonwealth. The next six commonwealth programs are substantive in nature and deal with costs related to their program titles: Protection of Persons and Property; Education; Health and Human Services; Economic Development; Transportation; and Recreation and Cultural Enrichment. The last commonwealth program, Debt Service, includes the resources to meet the timely payment of commonwealth debt obligations. Debt Service is shown as a separate commonwealth program and is not merged with program expenditures so that direct program expenditures may be more clearly identified.

Program Budget Structure
<ul style="list-style-type: none"> • Commonwealth Program – eight major programs • Program Category – defined by desired goals • Program Subcategory – Program Presentation that includes an objective, narrative and funding • Program Element – activities contributing toward the accomplishment of the subcategory program objective

Each of the eight major Commonwealth Programs is subdivided into Program Categories defined by more specific goals. Program Categories are further broken down into Program Subcategories (more commonly referred to as Program Presentations in the budget book). The Program Presentations include program objectives, narratives and funding recommendations. Program narratives are further broken down into Program Elements – the basic unit of the program budget structure. Program elements are the activities that contribute to the accomplishment of the program objective of the Program Presentation.

Department Presentations

Each agency presented in Section E of this budget book includes a Mission Statement, an Organization Overview, a Summary by Fund and Appropriation, a Program Funding Summary and a program subcategory Program Presentation.

Mission Statement

The mission statement is included on the title page of the department or agency presentation and describes what the agency does or intends to accomplish and why.

Summary by Fund and Appropriation

The Summary by Fund and Appropriation (SFA) presentation is organized by fund, character of expenditure, state appropriation, and the federal funds, augmentations and restricted funds that supplement the activities funded by each state appropriation. Three fiscal years are shown on this presentation – the budget year and two prior fiscal years. The most immediate prior fiscal year is named the “available year” and the second most immediate prior fiscal year is named the “actual year.”

State funds included in the SFA presentation are the: General Fund, Motor License Fund, and Lottery Fund and all appropriations or executive authorizations made from these funds. Section C presents financial statements and revenue detail for each of these state funds.

Federal fund amounts shown on the SFA include appropriations to date as well as anticipated adjustments because of increases or decreases in the amount of funds to be received. Because of the manner in which they are appropriated, federal funds are deposited as General Fund revenues rather than as augmentations. Federal funds are not, however, included in the revenue sections of the budget. Instead, federal funds are shown with the state funds they supplement. Abbreviations or acronyms often are used in the federal appropriation titles shown on the SFA. The Federal Funds Identification section in this Reader's Guide lists common federal fund abbreviations.

The Summary by Fund and Appropriation example pages immediately following this section explain the layout of the SFA and provide more detail on the items discussed here.

Program Funding Summary

The agency Program Funding Summary presents general, special, federal and other funding organized by the program subcategory Program Presentations of the commonwealth's program budget structure rather than by appropriation. The summary is a seven-year presentation – including the actual, available and budget years

previously discussed, plus four additional planning years beyond the budget year. The four planning years do not show cost projections based on desired progress toward meeting goals, but rather show the future cost consequences of current program policy including the cost of any current legislatively mandated increases that may be effective in a future year. All departmental program funding summaries are shown aggregated in Section B according to the eight major Commonwealth Programs and their identified Program Categories. Each departmental subcategory shown in its Program Funding Summary is included in one and only one of the eight major Commonwealth Programs and in one of the Program Categories.

Program Presentation

Each program subcategory Program Presentation includes a program goal that states the program's purpose in terms of desired accomplishments, a narrative describing program activities and services, program recommendations that identify increases or decreases over available year funding, and a list of state appropriations that support the activities within the program.

An agency may have one or more Program Presentations, depending on the breadth and complexity of its mission, activities, goals and objectives. The reader can quickly see program presentation titles in the Table of Contents which lists every program presentation for every agency. Each program presentation begins with and is defined by one program goal. Program narratives describe program activities, services and expected outcomes and may be further broken down by program element narratives which focus on specific program activities.

Program Presentation
<ul style="list-style-type: none"> • <i>Program Goal – program purpose stated as desired accomplishments</i> • <i>Narrative – program activities and services description</i> • <i>Program Recommendations – proposed funding increases or decreases</i> • <i>Appropriations within this Program – appropriations supporting program activities</i> • <i>Program measures – activities funded by the program</i>

The Program Recommendations section lists and briefly describes each funding increase or decrease for each state appropriation. Major funding changes are identified as Initiatives which often are more fully discussed in the Section A: Overview and Summaries section.

The Appropriations within this Program section is a seven-year presentation of the state appropriations included in the Program Presentation. As noted in the previous planning year discussion, the four planning years do not show cost projections based on desired progress toward meeting goals, but rather show the future cost consequences of current program policy including the cost of any current legislatively mandated increases that may be effective in a future year. Each state appropriation appears in only one agency and in only one Program Presentation.

Within the commonwealth's program budget structure, performance measures are used to quantify program activities and results. Program Measures is the last section in the program presentation and is a seven-year presentation of performance measures that identify program activities and outcomes in addition to the impact the proposed budget is expected to have on those activities and outcomes.

The Program Presentation example pages immediately following the Summary by Fund and Appropriation example pages in this section explain the layout of the Program Presentation and provide more detail on the items discussed here. The reader is also referred to the Terms Used in the Budget Process section of this Reader's Guide for the definitions of the terms discussed in this section.

OTHER SPECIAL FUNDS

The Section H: Other Special Funds provides brief descriptions and financial data for those special funds of the commonwealth not given an expanded treatment in other sections of this document.

The Summary by Fund and Appropriation

A summary by fund and appropriation (SFA) is shown at the beginning of each agency presentation in Section E. The SFA identifies all state appropriations within the agency and those federal funds, augmentations and other funds which supplement the activities within the respective state appropriation.

General Fund — The fund into which the general (non-earmarked) revenues of the state are deposited and from which monies are appropriated to pay the general expenses of the state.

General Government — A character of expenditure which is a classification of appropriations according to their general purpose. Other characters of expenditure are institutional, grants and subsidies, capital improvements and debt service.

General Government Operations — Identifies an appropriation by the General Assembly or an executive authorization (EA) by the governor to spend state monies.

"(F)" Identifies a federal appropriation by the General Assembly or an executive authorization by the governor to spend federal monies.

"(A)" Identifies other monies which augment a state appropriation.

"(R)" Identifies funds which are in a restricted account and which may only be spent for very limited purposes related to the state appropriation.

Summary by Fund

GENERAL FUND:

General Government:

General Government Operations

(F) Surface Mine Conservation

(A) Department Services

Subtotal

Environmental Program Management

(F) Coastal Zone management

(F) Storm Water Permitting Initiative

(A) Safe Drinking Water Revolving Fund Administration

(R) Sewage Facilities Program Administration (EA)

Subtotal

Subtotal - State Funds

Subtotal - Federal Funds

Subtotal - Augmentations

Subtotal - Restricted Revenues

Total - General Government

Grants and Subsidies:

Black Fly Control and Research

West Nile Virus Control

Delaware River Master

Interstate Mining Commission

Susquehanna River Basin Commission

Delaware River Basin Commission

Chesapeake Bay Commission

Total - Grants and Subsidies

STATE FUNDS

FEDERAL FUNDS

AUGMENTATIONS

RESTRICTED REVENUES

GENERAL FUND TOTAL

MOTOR LICENSE FUND:

General Government:

Dirt and Gravel Roads

MOTOR LICENSE FUND TOTAL

OTHER FUNDS:

ACID MINE DRAINAGE ABATEMENT AND TREATMENT FUND:

Acid Mine Drainage Abatement and Treatment (EA)

DEPARTMENT TOTAL - ALL FUNDS

GENERAL FUND

MOTOR LICENSE FUND

LOTTERY FUND

FEDERAL FUNDS

AUGMENTATIONS

RESTRICTED

OTHER FUNDS

TOTAL ALL FUNDS

Environmental Protection

and Appropriation

(Dollar Amounts in Thousands)

2018-19 ACTUAL 2019-20 AVAILABLE 2020-21 BUDGET

\$ 10,400 **\$ 10,500** **\$ 10,600**
 413 630 680
 154 75 75
\$ 10,967 \$ 11,205 \$ 11,355

21,325 **21,424** **22,524**
 4,700 4,700 4,700
 2,300 2,300 2,300
 91 85 85
 1,500 1,500 1,500
\$ 29,916 \$ 30,009 \$ 31,109

\$ 31,725 \$ 31,924 \$ 33,124
 7,413 7,630 7,680
 245 160 160
 1,500 1,500 1,500
\$ 40,883 \$ 41,214 \$ 42,464

\$ 3,250 **\$ 3,250** **\$ 3,250**
3,676 **3,676** **3,776**
 76 76 76
 25 25 30
 490 500 490
 1,000 1,000 1,000
 190 190 200
\$ 8,707 \$ 8,717 \$ 8,822

\$ 40,432 \$ 40,641 \$ 41,946
 7,413 7,630 7,680
 245 160 160
 1,500 1,500 1,500
\$ 49,590 \$ 49,931 \$ 51,286

\$ 4,000 \$ 4,000 \$ 4,000
\$ 4,000 \$ 4,000 \$ 4,000

\$ 5,500 \$ 5,500 \$ 5,500

\$ 148,801 \$ 158,539 \$ 137,773
 0 0 0
 0 0 0
 217,881 223,456 251,680
 31,263 36,747 37,366
 68,808 82,498 87,883
 208,526 224,756 271,705
\$ 656,279 \$ 725,996 \$ 786,407

Identifies one of a group of special funds which are presented fully in Section C: Summary by Fund. For purposes of this presentation, State funds include the General, Motor License and Lottery funds.

Identifies one of a group of special funds which are presented on a limited basis in Section H: Other Special Funds.

Program Presentation

Each Program Presentation provides a written and financial explanation of the activities of the program. Recommendations for the continuation of current programs at essentially current levels of commitment are shown within department program subcategories. Recommendations for major program changes are identified as department Program Revision Requests (PRRs) or Initiatives which provide explanations and justification for the change.

Program Recommendations — Identifies the increases or decreases over the available year funds as presented in the Summary by Fund and Appropriation.

General Government Operations — Identifies a specific appropriation.

Initiative — An Initiative identifies a major program change and is explained in more depth in a presentation following the program.

Appropriations within this Program — Identifies all state appropriations which support the activities within the program. Each appropriation appears in only one agency program.

Program: Environmental Protection

Goal: To protect and improve the quality of the air of the citizens of the commonwealth, to protect the land from natural and man-made sources, including oceans, water and mineral resources in a way which ensures the health and safety of the citizens while allowing economic benefits from their use.

This program focuses on achieving DEP's mission to protect Pennsylvania's air, land, and water from pollution and to provide for the health and safety of its citizens.

Permitting and inspection functions are fundamental to most of DEP's programs and regulatory oversight. The permit approval process occurs prior to an industrial activity (or during modification), and inspections occur as specified in regulations throughout the life of the permitted activity. Both permits, and inspections cover almost every industry and are often a requirement to maintain primacy of certain federal programs.

Program Recommendations:

This budget

\$	100	General Government Operations —to continue current program.
\$	1,000	Environmental Program Management —to continue current program. —Initiative—Rebuilding Pennsylvania's Infrastructure. To provide increased assistance to communities for flood control projects.
<u>\$</u>	<u>1,100</u>	<i>Appropriation Increase</i>

Appropriations within this Program:

	2018-19 Actual	2019-20 Available
GENERAL FUND:		
Environmental Program Management.....	\$ 30,025	\$ 29,413
Chesapeake Bay Agricultural Source		
Abatement.....	2,645	2,535
Environmental Protection Operations.....	89,066	89,215
Black Fly Control and Research.....	3,334	3,357
West Nile Virus and Zika Virus Control.....	5,379	5,239
Delaware River Master.....	76	38
Susquehanna River Basin Commission....	473	237
Interstate Commission on the Potomac River.....	46	23

Program Measures:

	2014-15 Actual	2015-16 Actual
Protection of Air Quality		
Percentage of population in counties attaining the ambient PM-2.5 (fine particles) annual standard.....	90%	90%
Percentage of population in counties attaining the 1997 ambient ozone standard	88%	88%
Percentage of population in counties attaining the 2008 ambient ozone standard	35%	42%

Environmental Protection

Program and Management

...r, water and environment for the health and safety
...e people from dangerous or unnecessary radiation
...ccupational and medical exposure and to manage
...res against their undue destruction and depletion

Enforcing Clean Water Standards

DEP regulates nearly 9,000 public water systems serving 10.7 million Pennsylvanians and provides consultative services for the 700,000 private residential water supplies in the state. DEP carries out its duties and responsibilities through various [programs and activities](#) related to permitting, monitoring, compliance, enforcement, and technical assistance. DEP implements all aspects of the federal Safe Drinking Water Act, including [drinking water standards](#), source water protection, operator training and certification, and capability enhancement programs for public water systems to address technical,

...t recommends the following changes: (Dollar Amounts in Thousands)

\$	100	West Nile Virus Control —to continue current program.
\$	5	Interstate Mining Commission —to continue current program.
\$	-10	Susquehanna River Basin Commission —nonrecurring project.
\$	10	Chesapeake Bay Commission —to continue current program.

(Dollar Amounts in Thousands)

	2020-21 Budget	2021-22 Estimated	2022-23 Estimated	2023-24 Estimated	2024-25 Estimated
\$	30,932	\$ 31,358	\$ 31,358	\$ 31,358	\$ 31,358
	2,670	2,670	2,670	2,670	2,670
	93,901	94,559	94,559	94,074	94,074
	3,357	3,357	3,357	3,357	3,357
	5,378	5,378	5,378	5,378	5,378
	76	76	76	76	76
	473	473	473	473	473
	46	46	46	46	46

	2016-17 Actual	2017-18 Actual	2018-19 Actual	2019-20 Estimated	2020-21 Estimated
	90%	100%	100%	100%	100%
	100%	100%	100%	100%	100%
	50%	68%	100%	100%	100%

Identifies the agency being presented.

Program — The agency program focuses upon objectives which can be measured in terms of quantifiable impact.

Goal — A statement of the program's purpose in terms of desired outcomes.

Program Element — Used within a program narrative to identify sub-program components.

Narrative — Describes program services and activities.

Underlined text indicates a live web link contained in the online version of the Governor's Executive Budget. These links connect to additional programmatic information contained on agency websites or other web locations. Please refer to the online document found at www.budget.pa.gov.

Program Measures — Indicates the expected impact of the proposed budget on services, costs, etc., involved in all programs within the entire agency.

Basis of Budgeting and Basis of Accounting for Financial Reporting

Basis of Budgeting For Control and Compliance – Modified Cash Basis

The commonwealth's budgets are prepared on a modified cash basis that is used to establish and ensure compliance with enacted budgets according to applicable commonwealth statutes and administrative procedures. For each commonwealth operating fund, the total amount appropriated by the General Assembly for a fiscal year may not exceed the fiscal year's estimated revenues available for appropriation, as developed by the governor, plus the unappropriated surplus fund balance (or less a deficit) of the preceding fiscal year, except for constitutionally authorized debt service payments.

With a modified cash basis of budgeting, tax receipts, non-tax receipts, augmentations and all other receipts are recognized when posted to the commonwealth's accounting system. Expenditures are recorded at the time payment requisitions and invoices are posted to the commonwealth's accounting system. Expenditures include appropriated amounts reserved for payment of contracts for the future delivery of goods and services to the commonwealth through an encumbrance process. Also, appropriated funds are retained at fiscal year-end to pay direct expenditures such as salaries, wages, travel and utility costs payable against a fiscal year's appropriation authority but expended in the subsequent fiscal year.

Budgetary control is exercised at the appropriation level (legislative spending authority level). Encumbrances and expenditures cannot exceed appropriated amounts. Appropriation transfers between departments and any supplemental appropriations require both executive and legislative branch approval. Uncommitted and unexpended appropriations return to the fund balance (lapse) at fiscal year-end and become available for appropriation in the subsequent fiscal year. Over-estimates of amounts required to meet current year obligations are lapsed in the subsequent year and under-estimates are paid from subsequent year appropriations.

Budgets are statutorily adopted each fiscal year for the General Fund and the following special revenue funds: Banking Department, Ben Franklin Technology Development Authority, Emergency Medical Services Operating, Energy Conservation and Assistance, Hazardous Material Response, HOME Investment Trust, Milk Marketing, Motor License, and Workmen's Compensation Administration. However, not all special revenue funds are controlled by statutorily adopted budgets. Controls over spending in such special revenue funds are maintained by use of spending limits (executive authorizations) established by the governor, within parameters established by the General Assembly. Budgets are also statutorily adopted for the administration of the State Employees' Retirement and Public School Employees' Retirement funds and for portions of the State Stores, Tobacco Settlement and Tuition Account Guaranteed Savings Program funds.

The commonwealth also makes appropriations to authorize expenditures for various capital projects. Capital project appropriations normally remain in effect until the completion of each project unless modified or rescinded.

Basis of Accounting for Financial Reporting – GAAP Modified Accrual Basis

In addition to the budgetary basis financial information maintained by the commonwealth to monitor and enforce budgetary control, special account balances, principally receivable and payable items, are maintained to provide and report information in conformity with generally accepted accounting principles (GAAP) applicable to state and local governments. GAAP requires a modified accrual basis of accounting for governmental fund types. With modified accrual basis accounting, revenues are recognized when they become both measurable and available to finance expenditures. Expenditures are generally recognized and recorded when a liability to make a payment is incurred, regardless of when the cash disbursement is to be made. For proprietary and fiduciary fund types, GAAP requires a full accrual basis of accounting.

Accounting Differences in GAAP Financial Reporting versus Budgetary Reporting

Revenues and expenditures reported and included in GAAP financial statements differ from those reported in the commonwealth's budgeting system. Among other differences, the GAAP statements generally recognize revenues when they become measurable and available rather than when cash is received; report expenditures when goods and services are received and a liability incurred rather than when cash is disbursed; include government-wide statements, representing aggregate governmental activities of the commonwealth, along with fund statements, including individual major and aggregate nonmajor funds grouped by GAAP fund type rather than by commonwealth funds; and include activities of all funds in the financial reporting entity, including agencies and authorities usually considered as independent of the commonwealth for budgetary accounting and reporting purposes. GAAP financial accounting generally requires sales/use, personal income, corporation and other tax revenue accruals as well as tax refunds payable and tax credits to be subtracted from reported tax revenues and expenditures not covered by appropriations to be included as expenditures.

Significant Financial Policies

A summary of significant financial management policies of the commonwealth is presented here:

Accounting – Accounting policies are noted in the Basis of Budgeting and Basis of Accounting for Financial Reporting section immediately preceding this section. In addition to the budgetary basis financial information maintained by the commonwealth to monitor and enforce budgetary control, special account balances, principally receivable and payable items, are maintained to provide and report information in conformity with accounting principles generally accepted in the United States applicable to governments. The Governmental Accounting Standards Board (GASB) establishes accounting and financial reporting requirements for state and local governments.

Budget Stabilization Reserve Fund – Act 91 of 2002 provided for this fund effective July 1, 2002 to eventually establish a reserve fund amounting to 6 percent of the revenues of the General Fund. For the fiscal year beginning July 1, 2002 and in any fiscal year thereafter in which the Secretary of the Budget certifies that there is a surplus in the General Fund, 25 percent of the surplus is to be deposited by the end of the next succeeding quarter into this fund. Act 20 of 2019 provided for a transfer of an amount equal to 100 percent for the fiscal year ending June 30, 2019. A 25 percent transfer is also included in this budget. Additional information on this fund, commonly referred to as the Rainy Day Fund, is found in Section A1.

Investments – Investment Pools – The Fiscal Code provides the Treasury Department with investment control over most commonwealth funds. The Treasury Department uses a variety of sophisticated internal investment pools that seek to provide preservation of principal, liquidity, diversification and income for commonwealth funds. All participating funds report amounts invested in such pools as temporary and/or long-term investments; the pools themselves are not financially reported.

Debt Issuances – The commonwealth constitution permits debt to be issued for capital projects in approved capital budgets; purposes approved by voter referendum and response to disasters. The constitution limits outstanding capital budget debt to 1.75 times the average tax revenues during the previous five fiscal years. Voter approved and disaster relief debt are not subject to the constitutional debt limit. Capital projects addressing health, safety and public protection receive top priority for activation. Additional information on public debt and debt policies is found in the Section G: Public Debt.

Debt Policy – The commonwealth's conservative public debt policies date back to the 1980's:

- General obligation pledges are the preferred source of security.
- Referendum questions should be submitted to the voters for critical needs only.
- Moral obligation pledges should not be provided.
- Revenue pledges are to be used by independent agencies.
- Lease revenue debt should be used only when budgetary restraints prohibit the use of current revenue funding.
- Debt service should not exceed five percent of revenues.
- Highway projects should be funded from current revenues.
- Capital projects addressing health, safety and public protection receive top priority for activation, followed by renovations to existing facilities.

Additional detail on these financial policies can be found in other sections of this document including the Section A: Overview and Summaries, Section F: Capital Budget, Section G: Public Debt and Section H: Other Special Funds.

Terms Used in the Budget Process

Accrual: The accounting recognition of revenue or expenditures/expense amounts prior to cash receipt of revenue or cash disbursements for expenditures/expenses. Accruals are based on the delivery of a good or completion of a service by a specific date for which related cash receipts or disbursements have not yet occurred. Accruals are typically posted at the end of an accounting period and are reversed during a subsequent accounting period.

Agency Program Plan: The aggregation of program and financial information projected over a five-year period that serves as the agency input into the Commonwealth Program Plan.

Appropriation: Legislation requiring the governor's approval authorizing an agency, department, board, commission or institution to spend a specified amount of money for a stated purpose or purposes during a particular period of time, usually one fiscal year.

Augmentation: Monies such as institutional billings or fees credited to a specific appropriation of state revenues. An augmentation can usually be spent for those purposes authorized for the appropriation it augments. Although augmentations usually are appropriated in general terms with no specific dollar limits, federal aid monies must be appropriated specifically.

Authorized Salary Complement: A complement authorization established by the Governor's Budget Office based on funding and agency justification for positions.

Balanced Budget: A budget in which proposed expenditures equal actual and estimated revenues and surplus. The Constitution of Pennsylvania requires the governor to submit a balanced budget and prohibits the General Assembly from appropriating monies in excess of actual and estimated revenues and surplus.

Bond: A debt investment issued by the commonwealth or other public agency or authority. Bonds are used to raise money to finance new projects, maintain ongoing operations, or refinance existing other debts, and are issued for a set number of years (often more than 10 years). At maturity, the issuer repays the principal to the investor. The investor also receives regular interest payments from the issuer until the bond matures.

Budget: A statement of the state's program plan, the resources necessary to support that plan, a description of how and for what purposes the resources are to be used and a projection of the effects of the programs on people and the environment.

Budget Type: A term used to describe the components of various funding sources and status of the funding sources that determine the total funds available for each commonwealth appropriation or executive authorization. Budget Types include:

- **Appropriation or Executive Authorization** – The amount provided in an enacted appropriation bill or executively authorized and issued in approved Expenditure Symbol Notification letters.
- **Estimated Augmentations** – The amount made available in an approved allocation or allocation amendment to supplement an Appropriation or Executive Authorization from non-Federal sources.
- **Federal Transfers** – The amount of expenditures anticipated to occur in the State Appropriation or Executive Authorization in the first instance and then transferred to a related Federal Appropriation or Executive Authorization.
- **Non-Federal Transfers** – The amount of expenditures anticipated to occur in the State Appropriation or Executive Authorization in the first instance, and then transferred to another State Appropriation or Executive Authorization or Other Funds source within the same or a different Commonwealth Fund.
- **Pending Lapse** – The amount of funds from an Appropriation or Executive Authorization that may potentially lapse. These funds are no longer available for expenditure or commitment.
- **Lapse** – The amount of funds from the Appropriation or Executive Authorization for which a lapse has been processed and approved. These funds are no longer available for expenditure or commitment.
- **Federal Expiration** – The amount of lapse of Appropriation or Executive Authorization authority from a Federal Appropriation or Executive Authorization.
- **Budget Carry Forward** – The amount of prior year available funds that have carried forward to a new fiscal year.

Capital Authorization: The appropriations and/or debt authorization enacted in an annual capital budget to fund any permitted capital program.

Capital Budget: The capital budget recommends projects for the construction, renovation, improvement, acquisition and purchase of original furniture and equipment of any building, structure, facility, land or land rights. Projects must have an estimated useful life in excess of five years and an estimated cost in excess of \$100,000 or more if bond funds are used and \$300,000 or more when current revenues are used. Those projects under these thresholds are not considered capital and are funded from operating budgets. Most of the capital budget projects in the past have been paid from monies obtained by the sale of bonds.

Character of Expenditure: A classification of appropriations according to their general purpose, including general government, institutional, grants and subsidies, capital improvements and debt service.

Commonwealth Program Plan (CPP): The aggregation of all of the Agency Program Plans (APP) within the framework of the commonwealth's program structure.

Complement: A term synonymous with state personnel or workforce, more often used in the context of positions rather than employees or persons employed. Complement terms include:

- **Authorized Salaried Complement** – A complement authorization established by the Governor's Budget Office as part of the annual rebudget process and based on funding and agency justification for positions.
- **Complement Level** – The number of full-time equivalent wage or salaried positions authorized by appropriation and agency. The Governor's Budget Office establishes authorized salaried complement levels and the Governor's Office of Administration establishes authorized wage complement levels.
- **Full-time Equivalent (FTE)** – A numeric unit that indicates the workload of an employed person in a way that makes full- and part-time workloads comparable. A full-time worker is equivalent to one FTE and two half-time workers are also equivalent to one FTE. For budgeting purposes, an agency's total FTE count is rounded to the nearest integer.
- **Limited-Term Salaried Position** – A salaried position that has a specific date of expiration, regardless of duration, that requires the temporary, full-time or part-time employment of at least one person.
- **Position** – An authorized and individually identified group of duties and responsibilities requiring the full- or part-time employment of at least one person.
- **Salaried Position** – A position requiring the full-time or part-time employment of at least one person on a regularly scheduled basis for a period of time exceeding six months.
- **Wage Position** – A position requiring the full-time or part-time employment of one person, either on a regular schedule for a limited duration of time or on an intermittent or irregularly scheduled basis without regard to the employment duration.
- **Workforce** – Persons employed by the commonwealth.

Comprehensive Annual Financial Report (CAFR): A set of government financial statements that complies with accounting requirements prescribed by the Governmental Accounting Standards Board and provides information about the financial condition of the commonwealth. It is prepared primarily by accounting staff in the Office of Comptroller Operations and audited by independent auditors using GASB requirements.

Current Commitment: Current level of services; when used in projecting costs, the future cost consequences of current program policy. Also referred to as "Cost to Carry." The four planning years do not show cost projections based on desired progress toward meeting goals, but rather show the future cost consequences of current level of services and current program policy including the cost of any current legislatively mandated increases that may be effective in a future year.

Deficit: A fiscal operating result for an individual fund that may occur at the end of a fiscal year, whereby expenditures for a fiscal year exceed the actual revenues during the same period plus the prior year surplus. The deficit must be paid from the next year's revenues.

Encumbrance: That portion of an appropriation representing a commonwealth obligation or commitment pursuant to a contract, a purchase order, a grant or another known obligation but where an actual disbursement has not been made.

Executive Authorization (EA): An authorization made in the name of the governor to spend money from funds that had been previously appropriated through blanket action of the General Assembly. Usually this term is used in connection with the special funds. An example of this would be the operations of the Vocational Rehabilitation Fund.

Expenditure: An accounting entry indicating a disbursement has been made.

Federal Fiscal Year (FFY): A twelve-month period beginning October 1 and ending September 30 of the following calendar year which is used as the federal accounting and appropriation period. Referred to by the year in which the fiscal year ends. For example, October 1, 2019 to September 30, 2020 would be FFY 2020.

Federal Funds Appropriation: An appropriation of monies received from the federal government. All monies, regardless of source, deposited in the state treasury must be appropriated. Federal funds are appropriated for a specific time period.

Fiduciary Funds: These funds are used to account for assets held by the commonwealth as trustee or agent for individuals, private organizations and other government units.

Fiscal Year: A twelve-month period beginning July 1 and ending June 30 of the following calendar year which is used as the state's accounting and appropriation period. In the accounting system, the fiscal year is referred to by the year in which the fiscal year begins, for example, July 1, 2020 to June 30, 2021 would be Fiscal Year 2020. In the budget document, the fiscal year is referred to by using both calendar years in which the fiscal year spans, for example, July 1, 2020 to June 30, 2021 would be Fiscal Year 2020-21.

- **Actual Year** – Includes all expenditures and encumbrances chargeable to that fiscal year as of June 30 of the previous year plus available balances held for certain commitments and any supplemental appropriations enacted after June 30. In the case of continuing appropriations, the actual figure will also include any available balances. For non-appropriated and non-executively authorized restricted receipts and restricted revenues, it reflects expenditures only.
- **Available (Current) Year** – For state funds, includes amounts appropriated to date and supplemental appropriations recommended in this budget. For non-appropriated and non-executively authorized restricted receipts and restricted revenues, the best estimate of expenditures currently available is used.
- **Budget Year** – Reflects the amounts being recommended by the governor in this document for the next fiscal year.
- **Planning Years 1, 2, 3 and 4** – Reflects only the cost of the budget year projected into the future and the implementation of legislatively mandated increases that may be effective in a future year.

Full-time Equivalent: see **Complement**.

Fund: An independent fiscal and accounting entity comprising a source of money set aside by law for the purpose of carrying on specific activities in accordance with special regulations, restrictions or limitations. A fund is created by legislation. The General Fund is the fund from which most state programs are financed.

Fund Balance: The beginning balance is the ending balance brought forward from the previous year. The ending balance (positive or negative) is the sum of the beginning balance, revenues/receipts and lapses less expenditures within the fiscal year.

General Appropriation Act: A single piece of legislation containing numerous individual appropriations. The General Appropriation Act contains only appropriations for the executive, legislative and judicial departments of the commonwealth, for the public debt and for public schools. All other appropriations are made by separate acts, each concerning one subject.

General Fund: The major operating fund of the commonwealth. It receives all tax receipts and other types of revenue not specified by law to be placed in special funds. Except for certain restricted receipts, the income of the General Fund is appropriated in specific amounts for the ordinary programs of government. Pennsylvania's major sources of General Fund revenues are corporation taxes, consumption taxes, the Personal Income Tax and nontax revenues.

General Obligation Bonds: Bonds guaranteed by the full faith and credit of the commonwealth, repayment of which is from the General Fund.

Goal: A goal is a desired state of affairs based upon current knowledge and values. It is timeless in the sense that as achievement approaches, goals tend to be restated at a higher level of aspiration or new goals are projected. Goals reflect the basic values of society and are therefore always culture bound and subjective.

Governmental Funds: Collectively these funds account for and report activities that are associated with routine, ordinary governmental functions and are financed largely by tax and grant revenues. Funds include the General Fund, Special Revenue Funds, Capital Project Funds and Debt Service Funds. (See page H3 for additional information.)

Initiative: Changes in program purpose, level or activity as the result of changes in policy, statute, regulation or court direction are identified as Initiatives. Cost increases to operate an existing program without change in policy, law or regulation such as increased fuel costs at an institution or increased rental costs for regional offices are current commitment costs and are not identified as Initiatives.

Item Veto: The constitution of Pennsylvania empowers the governor to disapprove part or all of any item or items of any bill making appropriations of money. The part or parts of the bill approved become law and the item or items disapproved become void. This power is known as the item veto.

Lapse: The return of unencumbered or unexpended monies from an appropriation or executive authorization to the fund from which the money was appropriated. Most appropriations are for one fiscal year and any unencumbered and unexpended monies usually lapse after the end of that fiscal year.

Lottery Fund: A special revenue fund composed of monies received from lottery ticket sales. It provides for lottery prizes and for programs to support older Pennsylvanians including property tax and rent assistance, community care programs, mass transit fare subsidies and prescription drug costs.

Mandated Expenditures: Expenditures that are authorized and required by legislation, other than appropriation acts, or required by the state constitution. Such expenditures include payment of public debt.

Motor License Fund: A special revenue fund composed of monies received from liquid fuels taxes, licenses and fees on motor vehicles, aviation fuel tax revenues, federal aid for highway and aviation purposes, contributions from local subdivisions for highway projects and other miscellaneous highway revenues. The fund provides for highway and bridge improvement, design, maintenance and purchase of rights-of-way, as well as aviation activities and Department of Transportation licensing and safety activities. It also finances State Police highway patrol operations and pays subsidies to local subdivisions for construction and maintenance of roads.

Nonpreferred Appropriations: An appropriation to any charitable or educational institution not under the absolute control of the commonwealth that requires the affirmative vote of two-thirds of the members elected to each house of the General Assembly.

Official Revenue Estimate: The estimate of revenues for the coming fiscal year determined by the governor at the time the governor signs the General Appropriation Act. This revenue estimate is used to determine whether appropriations are in balance with available revenues.

Operating Budget: The operating budget is that portion of the state budget that supports the general day to day activities and expenses of state government paid out of revenues derived from taxes, license or permit fees, or other non-tax sources.

Other Special Fund: A fund in which revenues raised from special sources named by law are deposited (earmarked revenue). Such revenues can be spent only for purposes prescribed by law and for which the revenues were collected. Examples are: Boat Fund, Game Fund, Purchasing Fund, and Racing Fund.

Position: see **Complement**.

Preferred Appropriation: An appropriation for the ordinary expenses of state government which only requires the approval of a majority of the Senators and Representatives elected to the General Assembly.

Program: A general term applied to any level of program aggregation defined in the Agency Program Plan. Included are the Commonwealth Program, the Program Category, the Program Subcategory and the Program Element.

Program Budgeting: A method of budgeting that relates expenditures to government program accomplishments. Program budgeting generally includes the identification of programs and their objectives, a system of measuring and reporting program results and the allocation of funds with a consideration of program effectiveness.

Program Category: see **Program Structure**.

Program Performance Measure: A general term applied to any of the substantive measures found in the agency programs. Included are impacts, outcomes, output/activity indicators, efficiency measures and need and/or demand estimators.

Program Policy Guidelines (PPG): Issued by the governor, the policy guidelines identify those problems confronting the commonwealth that are of major concern. The guidelines initiate the budget process in that they ask for a preliminary assessment of alternative program changes which respond to the governor's concerns.

Program Structure: The system used to organize goals and objectives within a logical framework so that activities of different organizational units designed to accomplish similar results can be reviewed for decision purposes within the appropriate program context. Program structure also provides the means for determining what information is required in order to identify the needs and demands on government and what information is required for the management and evaluation of program operations. Program structure terms listed in system order are:

- **Commonwealth Program** – There are eight major program classifications in the program structure: Direction and Supportive Services, Protection of Persons and Property, Education, Health and Human Services, Economic Development, Transportation, Recreation and Cultural Enrichment, and Debt Service.
- **Program Category** – The first major subdivision of the commonwealth program. The program category is defined in terms of desired goals, e.g., clean air environment.
- **Program Subcategory** – A subdivision of a program category. The subcategory focuses upon objectives that can be measured in terms of quantifiable impact. Program subcategories within agencies are commonly referred to as programs or program presentations within the Governor's Budget.
- **Program Element** – The agency activity or set of activities which produce an output or group of related outputs that contributes to the accomplishment of the objective of a single program subcategory. Program elements are the basic units of the program structure of the budget.

Proprietary Funds: These funds include Enterprise Funds and Internal Service Funds. Such funds account for and report activities the way a private business or industry would. They include such activities as sale of goods or services, and lending and other financing activities where purchasers or customers pay a charge or a user fee. (See page H3 for additional information.)

Rebudget: An agency-revised spending plan based on its enacted appropriations. The Governor's Budget Office has the authority to request and approve agency spending plans or rebudgets.

Restricted Receipts: Monies received by a state fund (usually the General Fund) from a source outside of the state which may be used only for a specific purpose. The funds are held in a trust capacity for a period of time and then are disbursed to authorized recipients including other state agencies. Restricted receipts do not augment an appropriation. Usually the state makes no other appropriation for the purpose specified for the restricted receipt.

Restricted Revenue: Monies designated either by law or by administrative decision for specific purposes. The revenues are deposited in the General Fund or in certain special funds but reported separately. Restricted revenue accounts continue from one year to the next and finance a regular operation of state government. Disbursements from restricted revenue accounts must be accounted for as expenses of state government.

Revenue: Monies received from taxes, fees, fines, federal grants, bond sales and other sources deposited in the state treasury and available as a source of funds to state government.

Surplus: A fiscal operating result that may occur in a fund at the end of a fiscal year, whereby expenditures are less than the fund's beginning balance, revenues/receipts and lapses during the same period. The surplus funds become available for appropriation during the following fiscal year.

Tax Expenditures: Tax credits, deductions, exemptions and exclusions provided for in law which result in a significant reduction in revenues that would otherwise be received at current tax rates. See section D.

Workforce: see **Complement**.

Federal Funds Identification

The most common abbreviations used to identify federal funds in this document are:

ADA	Americans with Disabilities Act
ARC	Appalachian Regional Commission
BG	Block Grant
CCDFBG	Child Care and Development Fund Block Grant
COPS	Community Oriented Policing Services
CSBG	Community Services Block Grant
DCSI	Drug Control and Systems Improvement
DFSC	Safe and Drug Free Schools and Communities
DOE	Department of Energy
EDA	Economic Development Administration
EEOC	Equal Employment Opportunity Commission
EMAC	Emergency Management Assistance Compact
EMS	Emergency Medical Services
EPA	Environmental Protection Agency
EPCA	Energy Policy and Conservation Act
ESEA	Elementary and Secondary Education Act
FEMA	Federal Emergency Management Agency
FFY	Federal Fiscal Year (October 1 to September 30)
FHWA	Federal Highway Administration
FTA	Federal Transit Administration
HIPAA	Health Insurance Portability and Accountability Act
HHS	Health and Human Services
HUD	Department of Housing and Urban Development
ID	Intellectual Disabilities
JAG	Justice Assistance Grants
LIHEABG	Low-Income Home Energy Assistance Block Grant
LSTA	Library Services and Technology Act
LWCF	Land and Water Conservation Fund
MA	Medical Assistance
MAGLOCLEN	Middle Atlantic Great Lakes Organized Crime Law Enforcement Network
MCH	Maternal and Child Health
MCHSBG	Maternal and Child Health Services Block Grant
MH/ID	Mental Health/ Intellectual Disabilities
MHSBG	Mental Health Services Block Grant
NCHIP	National Criminal History Improvement Program
NEA	National Endowment for the Arts
NICS	National Instant Check System
NSF	National Science Foundation
NSTIC	National Strategy for Trusted Identities in Cyberspace
OEP	Office of Emergency Preparedness
OSM	Office of Surface Mining
PHHSBG	Preventive Health and Health Services Block Grant
RSAT	Residential Substance Abuse Treatment
SABG	Substance Abuse Block Grant
SAFETEA	Safe, Accountable, Flexible and Efficient Transportation Equity Act
SCDBG	Small Communities Development Block Grant
SDA	Service Delivery Area
SSA	Social Security Act
SSBG	Social Services Block Grant
SSI	Supplemental Security Income
TANFBG	Temporary Assistance to Needy Families Block Grant
TEA 21	Transportation Equity Act for the 21 st Century
USFWS	United States Fish and Wildlife Service
VA	Veterans Administration
VOCA	Victims of Crime Act
WIC	Women, Infants and Children Program
WIOA	Workforce Innovation and Opportunity Act

– THIS PAGE INTENTIONALLY LEFT BLANK –



Commonwealth of Pennsylvania

Governor's Executive Budget

OVERVIEW
AND
SUMMARIES

– THIS PAGE INTENTIONALLY LEFT BLANK –



FISCAL AND PROGRAM POLICY DIRECTION AND BUDGET THEMES

The Fiscal and Program Policy Direction section immediately following this page presents the fiscal and program policies that guided the development of the 2019-20 Governor's Executive Budget. The revenue and expenditure recommendations included in this budget provide a solid fiscal foundation for the governor to successfully address his vision, goals and program priorities for Pennsylvania.

This section summarizes the governor's recommended budget initiatives within the following budget theme presentations: Building the Nation's Strongest Workforce; Making Pennsylvania a Better Place for Workers and Businesses; Securing the Future of Pennsylvania's Agricultural Industry; Keeping Pennsylvania Safe; Protecting Elections and Restoring Trust in Government; and Protecting the Most Vulnerable.

Theme topics vary from year to year based on the funding priorities established by the governor and the recommended budget initiatives proposed in the budget. Themes may include program revision budget recommendations. If so, detailed program revision presentations, including discussion of the program revision and its associated program measures, funding recommendations and costs by appropriation can be found in Section E: Department Presentations within the agency responsible for leading the program revision implementation.

Introduction

For five years, Governor Wolf has prioritized improving and ensuring quality of life for all Pennsylvanians, beginning at birth and extending through retirement and beyond. This work has put the commonwealth on a comeback and set the stage for long-term prosperity.

Over a billion dollars in cuts to the public education system have been restored and historic investments have been made in early childhood, pre-k, and special education. The commonwealth partnered with higher education systems across the commonwealth to identify and address skills gaps, build career ladders, and prepare students for a modern economy.

The first Clean Slate law in the country has been enacted, giving people who paid their debt to society the ability to put their criminal histories behind them, which in turn promoted job growth and boosted local economies across the state.

Federal investments have been maximized to address the opioid epidemic and provide a continuum of care and services to hundreds of thousands of Pennsylvanians suffering from substance use disorder. As a result, in 2018, for the first time, Pennsylvania saw a reduction in the number of opioid-related overdose deaths.

Pennsylvania modernized its election process, passed the nation's first state-based GI Bill to extend tuition repayment benefits to family members of our National Guard members, and passed a PA Farm Bill that sets Pennsylvania's agricultural industry apart from any other state. To support children at every point along their educational journey, Pennsylvania is now in line with 48 other states as the compulsory age of school attendance was lowered from 8 to 6, while simultaneously raising the drop out age from 17 to 18.

While a lot of progress has been made, there is still much work left unfinished and too many people in the commonwealth are struggling. The future of the commonwealth depends on the ability to be thoughtful, efficient, and nimble in investments, with a focus on helping those most in need.

Pennsylvanians want and need greater investments in the physical infrastructure of the state, from roads to mass transit to schools, to ensure protection and sustainability for future generations. Pennsylvanians must challenge themselves to protect communities from environmental contamination, crime and gun violence, stop the cycle of poverty, and end discrimination. A commitment must be made to ensure that every Pennsylvanian in every community across the state feels safe and secure and can lead a life of prosperity.

From ensuring that every child in the commonwealth has access to free, full-day kindergarten to making public universities stronger and more affordable to reducing the financial burden of health care, the reforms and initiatives proposed in Governor Wolf's 2020-21 budget imagines a better Pennsylvania for all of its citizens.

Building on his budget from last year, Governor Wolf is continuing his push to make Pennsylvania the greatest place to live and work in the nation.

As required by the governor's executive order, the Keystone Economic Development and Workforce Command Center worked to identify the top barriers to employment for employees and employers over the past year. The Command Center traveled to hear from employers in local communities about their challenges and successes in seeking a qualified, trained workforce. Similarly, they met with workers and Pennsylvanians seeking employment about barriers and pathways to employment. They invited experts from around the state to testify on trends and provide recommendations on improvements the state, legislature, and private sector can make.

This budget takes the recommendations from the Command Center and turns them into action. Five barriers to employment were identified: transportation, child care, training, licensure, and re-entry from institutional settings. Each of these barriers is tied to an initiative in this budget, through job training, innovation and technology, education, or services for vulnerable populations.

Despite significant investments in our workforce development system, challenges remain in ensuring Pennsylvania has a thriving business climate, a competitive workforce, and skill-ready job seekers.

Investments in the early childhood system, and the workforce that sustains it, have been historic under Governor Wolf. The 2020-21 budget builds on this effort and prioritizes federal funding to increase Child Care Works provider rates across the commonwealth to ensure access to essential child care services for low-income Pennsylvanians.

Governor Wolf made historic investments in public education over the past five years, increasing annual funding by more than \$1.4 billion. This budget continues the governor's commitment to providing a quality public education by putting more dollars through the fair funding formula, helping to prepare students with the education and skills for a lifetime of success, and to meet the future economic and workforce needs of the state.

In addition, this budget will increase transparency in funding among traditional public and charter schools. By ensuring that all schools receive reimbursements using consistent standards, families across the state will be more informed to make choices about where they send their children to school.

Once again, Governor Wolf proposes lifting the minimum teacher salary in Pennsylvania to \$45,000, up from the inadequate and antiquated \$18,500 statutory floor in place since the 1980s. This investment in Pennsylvania's teaching workforce will promote more competitiveness in a field crucial to ensuring children are set up for success with job-ready skills needed to create the strongest workforce in the nation.

Governor Wolf will continue to push the legislature to increase the minimum wage and to end employment discrimination for LGBTQ individuals. These policy changes would result in a more accessible, fair, and accountable workforce for millions of Pennsylvanians. They will propel hundreds of thousands of Pennsylvanians on a path toward self-sufficiency and reduce the need for government services that provide a lifeline to some of our most vulnerable citizens.

While all of the investments outlined are necessary to ensure Pennsylvania and its citizens are on a path to prosperity, the growing number of Pennsylvanians who do not feel safe and secure in their communities, at work, in school, in church or synagogue, or just walking down the street cannot be ignored.

Bolstering the work of the Special Council on Gun Violence and the Suicide Prevention Task Force, this budget makes significant investments to combat the issue of gun violence. Gun violence, whether mass shootings or recurring community violence, suicides or domestic abuse, is something that touches every community in the state. Coupled with recent executive actions, the 2020-21 budget includes new and increased investments in community policing and school security, including mental health professionals in schools to assist with trauma. These investments will assist Pennsylvanians with feeling safer and more secure in their everyday lives.

These initiatives set Pennsylvania apart as a commonwealth that is prosperous, competitive, safer, and on a sustainable path forward.

Prioritizing Education

Governor Wolf has prioritized strengthening Pennsylvania's educational opportunities because education can positively influence nearly every other part of society. From creating a strong workforce to reducing crime, Governor Wolf's investments in education at all ages have helped propel Pennsylvania to a more prosperous future.

During the past five years, Governor Wolf has secured an additional \$1.4 billion in funding for pre-k through college, including nearly \$800 million for basic education, \$140 million for special education, and \$40 million for career and technical education. His innovative PAsmart program has brought new STEM and computer science programs into hundreds of schools across Pennsylvania, helping advance Pennsylvania to fifth in the nation for the number of STEM graduates.

Governor Wolf has sought to bridge the gap between the classroom and employment by supporting career and technical education and building a new apprenticeship program. Under Governor Wolf, the number of career and technical education students earning industry-recognized credentials has increased by 34.2 percent, while the number of registered apprentices has risen to over 17,000.

The governor's proposal for the 2020-21 budget builds on his successful education and workforce development programs, further extending high-quality education to more Pennsylvanians.

Investing in Our Kids

Universal, Free, Full-Day Kindergarten for All Students

Children in high-quality full-day kindergarten programs, including low-income and disadvantaged students, often have better long-term educational outcomes, develop positive social behaviors, and have access to nutritional breakfast and lunch. Currently 121,000 Pennsylvania children are enrolled in kindergarten and 99,000, or 82 percent, are enrolled in full-day programs.

The 2020-21 budget proposes the expansion of universal, free, full-day kindergarten for all Pennsylvania students enrolled in traditional public or neighborhood charter elementary schools, including the 22,000 who are currently enrolled in half-day programs, but would benefit from full-day. This initiative will support working parents by reducing child care expenses and will better support the continuum of education services by prioritizing the expansion of high-quality child development services. Districts that can demonstrate capacity challenges that inhibit their ability to expand to full-day kindergarten will have the ability to apply to the Department of Education for a hardship waiver along with a plan for building out future capacity.

Increasing Funding for High-Quality Early Childhood Education

Children who participate in high-quality pre-k programs perform better in school, are more likely to graduate, and earn more throughout their lives compared to peers without access to early learning programs. The 2020-21 budget proposes **\$25 million** for Pre-K Counts and **\$5 million** for the Head Start Supplemental Program. This new funding will allow approximately 3,270 additional children to enroll in the state's high-quality early learning programs. Over Governor Wolf's term, the commonwealth has doubled its investment in early child education, but more children need this once-in-a-lifetime opportunity to enter kindergarten ready to grow and thrive.

Ensuring Equal Access to Child Care

Child care access and affordability are preventing employees and jobseekers from going to work and attending job interviews. As the cost of child care continues to rise, it is essential that payment rates for subsidized child care keep pace with rates for private-pay families to ensure equal access to child care for all Pennsylvanians. The 2020-21 budget includes a **\$15.3 million** increase in federal funds to Child Care Works base rates to create a more stable business environment for child care facilities and ensure equal access to child care services.

Increasing Access to Early Intervention Services

Early Intervention (EI) ensures that children birth to age five with developmental delays or other established factors that put them at risk of substantial delay have the best chance for healthy development. EI provides children with a range of developmental and social-emotional services, including speech and language, occupational and physical therapies, and social work services. Families also receive the coaching and support they need to further the gains their children make in therapy. EI serves children from all income levels and in every county across the state. While the number of children 0 to 3 served through EI has increased by more than 15 percent in the last five years, administrative funds have been held level. The 2020-21 budget includes a **\$2.5 million** investment to increase county administrative allocations. The budget also includes **\$11 million** dollars for 2,000 additional slots for children age 3 to 5.

Theme: Promoting Fairness, Equity, and Quality in Our Public Education System

Promoting Fairness, Equity, and Quality in Our Public Education System

Attracting and Retaining the Best Teachers for Our Children

Providing competitive wages is essential to attracting and retaining qualified education professionals. Pennsylvania arbitrarily sets minimum compensation for Pennsylvania teachers and other education professionals, including counselors and school nurses, at a 1980s-level of \$18,500 per year, or \$8.90 per hour. This salary assumes a 40-hour workweek, even though most educators spend many hours out of the classroom preparing lesson plans and reviewing student assignments. The current statutory minimum salary fails teachers, students, and families. The 2020-21 budget proposes to increase the minimum salary to **\$45,000 per year** to better align with competitive salaries and the cost of living, and to ensure Pennsylvania can attract the highest quality talent to educate our children.

Comprehensive Charter School Law Reform

Pennsylvania's Charter School Law, passed in 1997, established public charter schools with greater flexibility to support innovation in partnership with the public education system. Since then, some charters have strayed from this original purpose and engage in questionable operational practices and poor academic performance. Additionally, charters are a major uncontrolled cost-driver for local school districts, resulting in higher property taxes across the state.

The 2020-21 budget proposes comprehensive Charter School Law reform that will save school districts across the commonwealth an estimated **\$280 million** per year. These resources can be reinvested into students and educators, including funding universal, free, full-day kindergarten and meeting minimum teacher salary requirements. This package of policy and budget initiatives promotes innovation and choice in the charter sector while ensuring charter schools are providing a high-quality education, accountable for their academic performance and financial management, and meeting the same standards Pennsylvanians expect from traditional public schools. The budget includes:

- **Applying the Special Education Formula to All Charter Schools:** Currently, school districts receive funding for special education students through a four-tiered Special Education Funding formula, with funding increasing as the student's need for special education services increases. Special education tuition payments to charters, however, are calculated based on the outdated assumption that all school districts have a special education population of 16 percent, regardless of the level of services a student's Individualized Education Plan outlines. The governor's budget applies the four-tiered Special Education Funding formula to all charters to better align Special Education Funding with actual costs of providing services to special education students. This was a recommendation from the bipartisan Special Education Funding Commission and will save school districts an estimated **\$147 million** annually.
- **Establishing a Statewide Cyber Charter Tuition Rate:** Currently, cyber charter schools in Pennsylvania charge school districts between \$7,700 and \$21,400 per student per year. For comparison, the typical tuition rates an Intermediate Unit charges to provide a comparable online education is around \$5,400 per student per year. The governor's budget establishes a statewide cyber tuition rate of \$9,500 per student per year and will better align tuition with the actual costs of providing an online education. This reform will save school districts an estimated **\$133 million** annually.
- **Improving the Redirection Process:** Currently, if a school district does not pay the tuition for the students in its district who attend a charter school or there is a dispute between a school district and a charter on tuition payments, the charter school may petition the Department of Education to reconcile the dispute through the redirection process. This budget proposal provides clarification on the redirection process, including the basis for reported expenditures and the deductions included in the tuition rate calculation, to increase fairness, accountability, and transparency.

Theme: Promoting Fairness, Equity, and Quality in Our Public Education System

Continuing Investments in Education to Build the Best Workforce in the Nation

Over the past five years, the governor worked with the General Assembly to reverse historic cuts to education and invest \$1.4 billion in new resources for Pennsylvania's public education system. The 2020-21 budget invests **\$179 million** in education funding to build on this progress and ensure every Pennsylvania student is college, career, and community ready.

The new investments for classroom funding include:

- **\$100 million increase in Basic Education Fair Funding Formula.** This investment enables school districts to have the basic resources they need to provide a high-quality education for Pennsylvania students.
- **\$25 million increase in Special Education Funding Formula.** This investment ensures school districts have the basic resources they need to provide high-quality special education services to students with disabilities and special needs.

Making College More Affordable

The Nellie Bly Tuition Program for PA State System of Higher Education (PASSHE) Students

To support Pennsylvania's workforce and economic needs, the state must strengthen its commitment to increasing the number of Pennsylvania students who complete a high-quality postsecondary degree or credential. The State Board of Education established a goal for 60 percent of working-age Pennsylvanians to have a postsecondary degree or credential by 2025, with a focus on closing attainment gaps for historically unrepresented populations. The commonwealth must also find ways to incentivize people to learn, work, and stay in Pennsylvania, and make higher education more affordable to students and families.

The 2020-21 budget proposes repurposing **\$204 million** from the Pennsylvania Race Horse Development Trust Fund to support the Nellie Bly Tuition Program, which will provide financial assistance to targeted full-time students in the PASSHE system if the student agrees to stay in Pennsylvania for the same number of years for which they receive the benefit. This needs-based tuition will fill the gap between the students' financial aid and other financial assistance to cover the tuition and the real costs of college, including room and board, books, supplies, and graduation expenses. The tuition converts to a loan if the student moves out of the commonwealth during the commitment period and can be deferred while the student pursues further education.

The program will align with the PASSHE Board of Governors accountability framework for PASSHE universities. This proposal will help reach the state's credential attainment goal, make higher education more affordable, support on-time graduation and student retention, promote social mobility for low-income students, and get students into the workforce with less student loan debt.

Increasing State Grant Awards for Pennsylvania College Students

In 2019, Pennsylvania college students graduated with an average student debt load of \$37,000, one of the highest levels in the nation. In comparison, recipients of the Pennsylvania State Grant through the Pennsylvania Higher Education Assistance Agency (PHEAA) graduated with an average student debt load of \$28,000, demonstrating the state grant is an important tool to make college more affordable and reduce student loan debt.

The 2020-21 budget proposes \$30 million in new state funding, matched by \$30 million from PHEAA, for a total investment of **\$60 million** in the Pennsylvania State Grant Program. This new investment will allow PHEAA to increase the maximum state grant award.

Supporting PASSHE System Redesign and Transforming Public Higher Education

PASSHE is entering its third phase of System Redesign, an initiative to transform the State System in response to challenges facing public higher education in Pennsylvania and nationally. By prioritizing student success, leveraging university strengths, and transforming the governance and leadership, PASSHE is positioning itself to sustainably drive economic development and advance social mobility across the commonwealth.

The 2020-21 budget proposes **\$12.9 million** to support System Redesign, build out a shared IT infrastructure, and put the systems in place for PASSHE universities to communicate and collaborate to more efficiently and effectively serve students.

Theme: Making Pennsylvania a Better Place for Workers and Businesses

Making Pennsylvania a Better Place for Workers and Businesses

Governor Wolf understands that businesses and workers need each other to thrive, so he has remained steadfast in his commitment to make Pennsylvania the best place to live, work, and do business. He has fought to improve Pennsylvania's business climate by proposing to lower our Corporate Net Income Tax and institute combined reporting, making the commonwealth more competitive with surrounding states. In the 2020-21 budget, Governor Wolf is once again proposing combined reporting and to reduce the Corporate Net Income Tax from 9.99 to 8.99 percent on January 1, 2021, then continue to reduce the tax incrementally to 5.99 percent by 2025.

Last year, the governor signed an executive order establishing the Keystone Economic Development and Workforce Command Center, which researched barriers preventing job-seeking Pennsylvanians from connecting to workplaces needing employees. Governor Wolf's 2020-21 budget seeks to implement programs that will help workers overcome these barriers while improving the quality of life for all Pennsylvanians.

Addressing Barriers to Employment

The public-private Keystone Economic Development and Workforce Command Center identified five key barriers for employees and employers: transportation, child care, training, licensure, and re-entry from institutional settings. This budget provides **\$12 million** to establish a new competitive grant program through the Department of Community and Economic Development (DCED) to address the barriers using recommendations from the Command Center. Best practices that are scalable and can be replicated regionally or statewide will be prioritized for funding. Eligible applicants will include, but not be limited to, businesses, education and workforce partners, community-based and non-profit organizations, institutions of higher education, child care providers, and transit organizations.

Employees or jobseekers with children cannot go to work without having a plan for child care. As the number of jobs that require non-traditional work schedules — evenings, weekends, and overnight — increases, demand for child care during non-traditional hours has grown. The lack of accessible, affordable non-traditional child care is a barrier for both employees and employers. When combined with workplace policies that are not family-friendly, the lack of non-traditional child care creates a significant barrier to maintaining employment for many families — both those eligible for subsidies and otherwise. Likewise, the lack of non-traditional child care contributes to employers' difficulty in recruiting and retaining staff. Through DCED's new competitive grant program, child care providers and other partnerships will be encouraged to apply for grant funding to support building non-traditional child care into their business models and incentivize child care workers to provide services during these critical evening, weekend, and overnight hours.

The Department of Human Services will redesign its employment and training programs to better meet the needs of clients and their families as they move toward career pathways and family-sustaining wages, reducing their need for Temporary Assistance for Needy Families (TANF) benefits. This will include providing individualized services based on client needs, an increased emphasis on case management, and services that focus on barrier remediation to address circumstances that may negatively impact long-term employment. An additional **\$14.8 million** in federal dollars will be used to allow contractors to redesign their program and provide incentive payments for high quality outcomes.

Increasing the Minimum Wage to \$15

In 2020, 21 states will increase their minimum wage. Pennsylvania's minimum wage of \$7.25 (\$15,080 per year), has not increased in more than 10 years and is keeping Pennsylvania families living in poverty. While the cost of living for Pennsylvanians is increasing, the minimum wage has remained stagnant, limiting the purchasing power of low wage workers trying to afford necessities.

The 2020-21 budget proposes increasing the state minimum wage to \$12 per hour effective July 1, 2020, with annual increases of \$0.50 until the minimum wage reaches \$15 per hour on July 1, 2026. By increasing the minimum wage, low-income workers will have the ability to better afford basic needs — housing, groceries,

Theme: Making Pennsylvania a Better Place for Workers and Businesses

transportation, and child care — and will take a step out of poverty and toward self-sufficiency. Raising the minimum wage will also improve productivity and morale for millions of workers, reduce reliance on public benefits, and invest in people providing critical workforce needs, including early childhood educators and direct care workers caring for the most vulnerable Pennsylvanians.

Addressing the Benefits Cliff

Family Size Allowances for a cash grant within the TANF program have remained unchanged since they were set in 1990. Because the value of the grant has eroded over time due to inflation, it no longer takes many hours worked, even at minimum wage, to lose TANF eligibility. Allowing a TANF recipient to stay on TANF longer as they earn more income makes them more likely to attain self-sufficiency. The 2020-21 budget will include **\$23.4 million** in federal funding for a work expense deduction to address the benefits cliff and create a pathway for Pennsylvania's families to work towards self-sufficiency.

The 2020-21 budget will support a restructuring of the co-payment contribution calculation required of families participating in the Child Care Works (CCW) program to streamline an antiquated annual process. The copayment restructuring plan ensures that the financial contribution or co-payment paid by families enrolled in CCW gradually and equitably increases as income increases. Families gradually assume a greater portion of the child care payment prior to exiting the program at 235 percent of the Federal Poverty Guideline.

Investing in New Manufacturing and Attracting New and Innovative Businesses to Pennsylvania

Historically, Pennsylvania has been a leader in innovation. Today's economy is rapidly changing and investment in innovation and technology are required to support economic development. The Ben Franklin Technology Partners, Partnerships for Regional Economic Performance (PREP), Small Business Development Centers, Local Development Districts, and Industrial Resource Centers are a few of the partners funded through state assistance that work towards the goal of fostering technology and innovation.

A strong community and entrepreneurial network are crucial for success. This holds true for start-ups, as well as established businesses. Creating a holistic funding strategy fosters creation of new innovative companies and sees them through every stage. Attracting new talented workers and retaining the students our world renown universities develop ensures new innovative ideas and companies start, and stay, in Pennsylvania. Creating livable communities ensures those workers and entrepreneurs start their business in an area they are proud to call home.

This budget builds on three fundamental building blocks: education, workforce development, and economic development - and cements Governor Wolf's dedication to creating the friendliest entrepreneurial environment in the country. This is achieved by focusing on creating safe and vibrant communities, to attract and retain talent who in turn create businesses or aid innovative companies to grow and expand.

Manufacturing is critical to the health and prosperity of Pennsylvania's economy. Likewise, Industrial Resource Centers (IRCs) are critical to the small- and medium-sized manufacturers that make up more than 92 percent of the commonwealth's manufacturing base. The IRC network represents seven private, nonprofit IRCs located across the commonwealth that help manufacturers respond to changing markets, new technology, and remain competitive. The IRC network will receive a **\$2.5 million** increase, to be awarded competitively among IRCs that propose to partner with institutions of higher education and deliver innovative services to new and existing companies in areas such as talent pipeline, robotics utilization, 3-D printing, and advanced manufacturing techniques.

The PREP Network, Small Business Development Centers, Local Development Districts, and Industrial Development Organizations will receive a **\$2.5 million** increase, to be awarded competitively among the partners, requiring regions to be creative and innovative in their applications for service and to partner with institutions of higher education. This will drive greater impacts to accelerator participation, entrepreneurial internships, decreased student outmigration, and business incubation.

Invent Penn State was launched in 2015, blending entrepreneurship-focused academic programs with business startup training and incubation. The program funds university, community, and industry collaborations, training, and commercialization to turn research into products and services that benefit Pennsylvanians. This

Theme: Making Pennsylvania a Better Place for Workers and Businesses

coordinated effort spans the university's 24 campuses, all academic colleges, including the College of Medicine and Penn State Law. Entrepreneurs enjoy free access to accelerator programs, working space, mentorship, prototyping, and funding. This successful program will receive an additional **\$2.35 million**.

The Ben Franklin Technology Partners have cultivated Pennsylvania's innovation economy for the last few decades. They have provided unrivaled startup funding and technical assistance to companies throughout the commonwealth. Sending the message that Pennsylvania is the best state to start your business will take additional resources on the ground in each community to foster that entrepreneurial spirit. An additional **\$5 million** to the Ben Franklin Technology Development Authority will be driven out competitively and tied to achieving new levels of innovation and collaboration with institutions of higher education.

Building on the governor's commitment to strengthen accountability, additional audits and reporting requirements will be applied to grantees, not just businesses, using state funding.

Investing in Pennsylvania's Business Community Through Job Training

An additional **\$2 million** for the Workforce and Economic Development Network of Pennsylvania (WEDnetPA), Pennsylvania's premier incumbent workforce training program, will provide additional support to help companies assess their training needs and develop training plans. Companies will continue to receive assistance in obtaining a level of training – both essential skills and technical skills - among employees that they otherwise could not have reached. WEDnetPA has helped more than 20,000 companies train more than 1.2 million Pennsylvania workers since its inception in 1999.

Ensuring Adequate Community Support After Commonwealth Facility Closures

\$5 million for a State Facility Closure Transition Fund will be established within DCED to provide grants and loans to local municipalities affected by the permanent closure of a state-operated or state-owned facility. Grants and loans may be used for economic development opportunities or the payment of expenses incurred by the local municipality related to the facility closure.

Investing in our Public Health Workforce

The Primary Health Care Practitioner Program encourages primary care practitioners to practice in Health Professional Shortage Areas throughout Pennsylvania, helping to ensure health care access in underserved communities. An additional **\$450,000** for the Primary Health Care Practitioner Program will facilitate expanded access to quality, affordable primary health care in areas of need by increasing the volume of health care providers as well as helping to provide them with adequate resources to treat vulnerable populations. This additional investment will help to reduce the clinician shortage in Pennsylvania through a more robust support network that will entice more health care professionals to work in the commonwealth.

Keeping Pennsylvanians Safe

On August 16, 2019, Governor Wolf signed a sweeping executive order on gun violence. The order tasked state agencies in the governor's jurisdiction to work together to identify and implement evidence-based initiatives to help address the public health and public safety crisis of gun violence in Pennsylvania.

The order created new entities within state government to help marshal these efforts, including a new Office of Gun Violence Prevention at the Pennsylvania Commission on Crime and Delinquency (PCCD) and a Division of Violence Prevention with the Department of Health. It also established a new 18-member Special Council on Gun Violence within PCCD that includes members representing public health, public safety, law enforcement, victim services, education, human services, criminal and juvenile justice, research, and members of the General Assembly.

Governor Wolf's 2020-21 budget builds on this executive order to create programs to reduce gun violence while building our police force to help combat all types of crime.

Reducing Gun Violence

Within this budget the governor is committing **\$6 million** in additional funds to comprehensive gun violence prevention and reduction grants within PCCD. These funds will be directed towards community programs that focus on implementing evidence-based strategies or promising practices recommended by the Special Council on Gun Violence related to preventing suicide by firearms, reducing community gun violence, preventing domestic violence-related shootings, reducing the likelihood of accidental shootings, and combatting mass shootings. Funded projects will use public health and public safety approaches and will include multiple cross-sector partners.

Philadelphia Gun Violence Task Force

Created in 2006, the Gun Violence Task Force (GVTF) is a unique collaboration between Office of the Attorney General (OAG), the Philadelphia Police Department, the Philadelphia District Attorney's Office, State Police, the Federal Bureau of Investigation, and the Bureau of Alcohol, Tobacco, Firearms and Explosives that investigates the origins of crime guns and traces them back to prevent future crimes. GVTF is the largest group of law enforcement personnel that are dedicated to straw purchase and origin-of-crime-gun investigations in Pennsylvania.

This collaboration has grown stronger over time. From its first year of operation in 2007 through the end of 2019, GVTF has conducted 5,564 investigations, resulting in 1,770 arrests and 2,789 firearms taken off the streets. Last year alone, GVTF conducted 641 investigations, made 216 arrests, and recovered 233 firearms.

To improve the intelligence available for GVTF's investigations through a data-driven approach, OAG launched its Track + Trace initiative in 2019. Track + Trace focuses on increasing law enforcement access to data, encouraging gun retailers to use the State Police's electronic record of sale, educating consumers on the dangers of straw purchasing, and improving safe storage practices and reporting of lost and stolen firearms. The 2020-21 budget includes an additional **\$4 million** for the GVTF to continue and enhance this work.

Providing Fair Funding for Police Coverage

Across the commonwealth, 67 percent of municipalities rely on the Pennsylvania State Police (PSP) to provide local police support. This coverage comes at no cost to the municipality, but instead is borne by all taxpayers statewide. However, PSP also provides services that benefit all citizens of the commonwealth. For that reason, the proposed fee structure this year has changed.

It is essential to find a solution that closes the funding gap caused by the decreasing reliance on Motor License Fund support. The PSP has developed a model that is fair, reasonable, and a good starting point for ongoing discussions.

To address the inequity, the 2020-21 budget assesses a fairer service fee to all benefitting from policing provided by PSP. Rather than a flat fee or a sliding fee based on population, this proposal would be assessed on every municipality in the commonwealth, because services are provided to all, regardless of the level of municipal police coverage. This fee is predicated on station coverage costs, which are driven by incidents and coverage area, and consider various factors, including population and income. It is further weighted for municipalities benefitting from full- or part-time police services.

The fee proposal allows four additional cadet classes to begin in 2020-21 to maintain the complement at full strength despite expected retirements and turnover. By the end of 2020-21, the resulting graduates will increase the filled trooper complement level to the highest point in the history of the department.

Protecting the Most Vulnerable

In July, Governor Wolf signed an executive order calling for a thorough review of Pennsylvania's programs serving vulnerable populations. The executive order established the Council on Reform, which delivered a list of recommendations to the governor on November 1, 2019. Several of the Council on Reform's recommendations have already been acted upon, and other initiatives are in-progress. Governor Wolf's 2020-21 budget further supports the Council on Reform's recommendations, helping to ensure all Pennsylvanians are treated with the care and dignity they deserve.

Supporting Adults with Disabilities in Long-Term Care Facilities

By adjusting the eligibility criteria for the Ventilator Dependent Resident Grant Program from requiring at least 8 hours per day of ventilator support to any pressure support ventilation and increasing the list of supplies that are reimbursable, relief will be provided to nursing facilities and access to these critical services will be maintained. This includes an investment of **\$1.4 million** into the program.

Legal Services for Vulnerable Populations

Additional funding of **\$1 million** will be provided to expand the legal services program that provides legal assistance to low-income individuals and families who are unable to afford necessary legal services from the private sector. Such services include emergency protective services for victims of abuse without consideration of income and consultation, advice, assessment, negotiation, and representation for clients under 125 percent of the federal poverty level.

Direct Care Worker Comprehensive Training

A new investment of **\$1.2 million** will establish a direct care worker training to support the workers and those receiving long-term services and supports as recommended by the Governor's Council on Reform. According to the National Association for States United for Aging and Disabilities, the growing use of home and community-based services in lieu of institutional services, as well as the growth of the aging population, has increased demand for direct care workers. To support the growing population of individuals becoming eligible for long-term care services, however, the number of individuals performing this work needs to increase. One strategy to address the direct care worker crisis is through a standardized core training and credentialing system for direct care workers in the Participant Directed Model, which will provide career pathways throughout the continuum of long-term services and supports.

Commitment to Performance-Based Metrics, Accountability and Transparency in Services and Licensing

Additional administrative funding of **\$4 million** will be made available to counties to support individuals with intellectual disabilities and/or autism living in the community by better equipping counties with resources needed to ensure better risk management and independent incident investigations to better serve this vulnerable population.

Additional staff funded by a **\$5.1 million** budget increase will be provided to several program areas within the Department of Human Services (DHS) to support increased workloads and complete timely inspections of facilities to ensure full compliance with regulations, investigate complaints, and monitor the implementation of corrective action measures, as directed by the Vulnerable Populations Executive Order and as recommended by the Council on Reform.

Supporting Vulnerable Populations through Home and Community-Based Services and Reducing Waiting Lists

With the announcement of the closures of Polk and White Haven State Centers, DHS is working to transition individuals to community homes. In order to meet the unique needs of residents with the highest acuity, start-up funding is proposed in the budget for property acquisition and/or modification necessary for many residents to transition to the community.

Continuing on the commitment to service individuals in the community, **\$1.25 million** is proposed for 20 Community Hospital Integration Projects Program (CHIPP) discharges to reduce the state hospital populations. The program is targeted for individuals ready for discharge but for whom community resources or programs are not available to support a successful transition to the community. Through the CHIPP, the mental health programs have been able

Theme: Protecting the Most Vulnerable

to enhance their systems and develop additional community-based services which are intended to divert individuals from going back to a state hospital.

Pennsylvania continues to see an increase of individuals eligible for long-term services and supports and increased need for protective services for older adults. To address the growing need, the 2020-21 budget will provide services to 1,700 people on the OPTIONS in-home services waiting list with **\$8.1 million** in new funding.

The 2020-21 budget proposes to move 732 individuals with an intellectual disability and/or autism from the emergency waitlist into the Community Living Waiver and 100 individuals into the Consolidated Waiver. The **\$15 million** investment will provide community services to people with unanticipated emergencies, people transferring from private intermediate care facilities, or state hospitals. As recommended by Governor Wolf's Council on Reform, this initiative will include moving up to 40 children with complex medical needs into the Community Living and Consolidated Waivers to support their transition from congregate care settings ensuring they have an opportunity to live and grow up with their families in their own home.

Resources for Organizations Best Positioned to Steward Change in the Community

An investment of **\$1.3 million** in the Court Appointed Special Advocate (CASA) Program will support court-appointed volunteer advocacy in communities so that children who have been victims of abuse or neglect can be safe, establish permanency, and have the opportunity to thrive. Local CASA programs recruit, screen, train, and supervise CASA volunteers appointed through dependency court for children facing abuse and neglect.

Prevention Services to Support At-Risk Families

\$1 million in additional state dollars will be used to fill decreased federal dollars to maintain the existing evidence-based home visiting programs that enables Pennsylvania families to receive essential services to promote parental and child bonding and monitoring of developmental milestones.

DHS will also expand a newly established home visiting initiative through the Medicaid managed care organizations that will provide in-home visits for new parents with an additional **\$1.4 million** in state funds. Evidence-based and evidence-informed home visiting family support programs have a family-centered focus and strength-based approach that works with both the child and parent. Studies of various home visiting programs have shown positive impacts for the mother and baby during pregnancy and after birth, such as a decrease in domestic violence and smoking during pregnancy, a significant decrease in pre-term births, and a majority of babies being born at a healthy weight.

Improving Food Security while Supporting Agriculture

An additional investment of **\$1 million** in the Pennsylvania Agricultural Surplus System (PASS) will further address food insecurity in Pennsylvania and ensure more Pennsylvanians have access to healthy meals for their families. Through PASS, the Department of Agriculture provides funding to cover the costs associated with harvesting, processing, packaging, and transporting surplus products including fruits, vegetables, eggs, dairy, meat, and grains in order to donate those items to the charitable food system. Current funding has allowed healthy and nutritious surplus food to be brought into the charitable food system to nourish 1.6 million Pennsylvanians who struggle to put food on the table.

Theme: Investing in Our Environmental Protection and Restoration

Investing in Our Environmental Protection and Restoration

Governor Wolf wants generations of future Pennsylvanians to be able to enjoy our beautiful lands and waterways. He has sought to implement smarter energy and conservation policy that balances energy and business needs with environmental protection. The guidelines set by his Methane Reduction Strategy and statewide carbon reduction goal make progress toward reducing some of the biggest air pollutants in Pennsylvania. In late 2019, the governor announced Pennsylvania would join the Regional Greenhouse Gas Initiative, a regional cap-and-trade program that will limit carbon dioxide emissions.

Governor Wolf's 2020-21 budget includes bold action toward further reducing pollutants in Pennsylvania's air, water and land.

Bolstering Staffing for Environmental Protection

Staff at the Department of Environmental Protection (DEP) are critical to fulfilling the agency's mission to "protect Pennsylvania's air, land and water from pollution, and to provide for the health and safety of our citizens." This budget invests **\$2.5 million** in several core initiatives at DEP.

To effectively and successfully implement Pennsylvania's Phase 3 Chesapeake Bay Watershed Implementation Plan (Phase 3 WIP) requires expansion of several key roles and responsibilities at DEP, including coordinating continued development of the Phase 3 WIP, deploying financial and technical supports for the continued development and implementation of Countywide Action Plans, ensuring successful tracking of progress towards pollutant reduction goals, and verifying that best management practices installed on the ground are operating properly. This budget provides an additional **\$1 million** for hiring additional staff and related supports.

DEP's Bureau of Air Quality is responsible for safeguarding the health of Pennsylvanians by achieving the goals of the federal Clean Air Act and the Pennsylvania Air Pollution Control Act. The bureau develops air quality regulations, conducts meteorological tracking and air quality modeling studies and reviews; develops transportation control measures and other mobile source programs. This budget provides **\$1.5 million** to hire additional staff.

Pennsylvania's state parks and forests welcome more than 40 million visitors each year, contributing more than \$1 billion to our state's economy and supporting our dynamic outdoor recreation industry. Visitors have high expectations when recreating in Pennsylvania's parks and forests, and public safety is a priority. Park and forest rangers are on the front lines when it comes to addressing the health and safety of the public and must respond quickly to an array of issues. The very nature of the Department of Conservation and Natural Resource's lands, set in mostly secluded wilderness, creates challenges and requires an active staff to monitor and assist visitors. As record numbers of people visit our parks and forests, additional rangers are needed to ensure adequate and year-round staffing. This budget provides an additional **\$2.5 million** for state park and forest rangers.

Stabilizing the Hazardous Sites Cleanup Fund

The Hazardous Sites Cleanup Fund (HSCF) provides the financial means for the cleanup and restoration of abandoned hazardous waste sites in the commonwealth. During 2017-18, DEP approved 367 successful cleanups and within the 22-year history of the Land Recycling Program, DEP has approved over 6,687 actions. However, while site investigations ramp up and the number of sites in need of remediation increase, HSCF is projected to be financially insolvent by the close of 2020 unless a new funding source is established. A steady and adequate funding source is needed to ensure that projects can obtain HSCF funding. This budget calls for legislative action on a **\$1 per ton** increase to the tipping fee on municipal waste landfill deposits to generate an additional \$22.6 million and maintain fund solvency.

Calling for Action on Pipeline Safety

Several gaps in existing law have tied the hands of the executive and independent agencies charged with protecting public health, safety, and the environment. Governor Wolf continues to call for the following issues to be addressed legislatively:

Theme: Investing in Our Environmental Protection and Restoration

- No state agency currently has authority to review intrastate pipeline routes, which can result in pipeline companies deciding to site through densely populated high-consequence areas. Many states have passed legislation providing an enhanced role in siting decisions to their utility or public service commission. Legislation should provide the Public Utility Commission (PUC) with authority to regulate siting and routing of intrastate pipelines in Pennsylvania.
- Currently, pipeline operators are not required to provide information to schools or child care centers located near a pipeline, including how to respond to a leak. Legislation should require this information for schools and child care centers within 1,000 feet of a pipeline.
- Further, pipeline companies should be required to provide notification to residents, municipalities and other applicable parties affected by drilling at least five days in advance of the initiation of any project.
- Related legislation should require public utility facilities transporting natural gas or natural gas liquids to meet with the county emergency coordinator entrusted to respond in the event of natural gas release and provide vital emergency response and evacuation information.
- County emergency officials must have the information they need to make sure first responders can react appropriately in emergency situations. Currently, pipeline companies have the authority to decide what is or is not confidential security information. Legislation is needed to mandate pipeline operators to provide current Emergency Response Plans to the PUC. This could be confidentially shared with county emergency service agencies for the purpose of coordinating a response to a pipeline incident.
- In order to respond to a potential leak, automatic or remote shutoff valves are critical. Legislation should require the installation of such valves in high consequence areas in compliance with federal requirements for transmission line valves.
- DEP has significant regulatory authority for construction activities related to environmental resources under both the Pennsylvania Clean Streams Law and the Dam Safety and Encroachments Act. There remain some gaps that could benefit from legislative action or confirmation, such as explicit legislative action establishing pipeline infrastructure setback requirements and authority to consider these setbacks from regulated environmental features, like wetlands and surface waters, which may also include affirmative preference for co-location of infrastructure in existing or single rights of way.
- Legislation to provide enhanced PUC authority should include the ability to establishing pipeline infrastructure setback requirements for public safety purposes, from such features as primary residential buildings, primary education buildings, and hospitals pipeline infrastructure.

At present, Chapter 59 of the PUC's regulations is titled "Gas Service" with its primary focus on the regulation of natural gas distribution service, safety and facilities. In 2019, the PUC issued an Advanced Notice of Proposed Rulemaking and sought comments from interested persons regarding the amendment and enhancement of Chapter 59 to enable PUC to more comprehensively regulate the design, construction, operations and maintenance of public utilities transporting petroleum products and other hazardous liquids under the jurisdiction of PUC. At present the PUC is extensively considering the safety standards applicable to hazardous liquid public utilities. This proposed rulemaking should enhance pipeline safety in Pennsylvania and move forward expeditiously. Significant improvements to hazardous liquid public utility safety standards can be accomplished regulatorily by building upon the federal pipeline safety laws.

Theme: Repairing and Improving Our Infrastructure

Repairing and Improving Our Infrastructure

Governor Wolf believes all Pennsylvanians should live in vibrant communities with access to clean water, safe schools, and good jobs. During the last five years, more than 20,000 miles of roadway and nearly 2,000 bridges in Pennsylvania have been repaired and improved with investments totaling approximately \$10 billion. The governor recognizes that much more work needs to be done to help communities cope with Pennsylvania's aging infrastructure, and the proposals in his 2020-21 budget make key investments that will improve the quality of life for all Pennsylvanians.

Fixing Toxic Schools

The Redevelopment Assistance Capital Program (RACP) is a commonwealth grant program for the acquisition and construction of regional economic, cultural, civic, recreational, and historic, improvement projects. RACP projects have a regional or multi-jurisdictional impact and generate substantial increases or maintain current levels of employment, tax revenues, or other measures of economic activity. The governor's proposed 2020-21 budget includes an expansion of RACP-eligible projects by **\$1 billion** in the Capital Budget Itemization Act to include grant availability for lead and asbestos remediation projects, with the inclusion of schools as eligible grantees.

Reducing Lead Exposure Across the Commonwealth

Pennsylvania is working with the Centers for Medicare & Medicaid Services for a Health Services Initiative (HSI) to improve the health of children and families in Pennsylvania by increasing funding of lead testing and remediation activities in places where children have been exposed to high levels of lead. The Lead Exposure Reduction Program as proposed in the HSI contains three specific components that will help reduce lead exposure and poisoning in Pennsylvania children—all-access testing, lead abatement activities, and education and outreach. Each component addresses a wide variety of issues in reducing lead exposure while also continuing the work of establishing a statewide structure for communities to gather best practices, technical assistance, and capacity. A state share will be required to support this initiative in the 2020-21 budget with a guaranteed federal match, if approved.

Legislation recently passed in Congress allowing a state to transfer up to 5 percent of the cumulative amount of the federal grant dollars awarded for its clean water state revolving fund to its drinking water state revolving fund to address lead. PENNVEST will take advantage of this new flexibility by providing grants for lead service line replacement. In 2020, the commonwealth will work with communities to identify shovel-ready projects that can be funded in 2021. Potential grant recipients will need to do testing, feasibility studies, and other consulting work to prep for projects.

Making Critical Infrastructure Repairs and Improvements

Last year, the governor unveiled Restore Pennsylvania, his ambitious infrastructure improvement plan that would invest **\$4.5 billion** over four years in projects that would increase high-speed internet access, combat blight, assist communities with storm preparedness and disaster recovery, eliminate contaminants, clean up brownfields, build green infrastructure, repair rural roadways and develop new business sites. Projects completed through Restore Pennsylvania will be funded by the monetization of a commonsense severance tax and will help catapult Pennsylvania ahead of every state for the strength of its technology, development, and infrastructure.

Investing in the Arts

Pennsylvania is home to a diverse and vibrant culture of the arts, yet access is not equal for everyone. This budget includes **\$1.5 million** to the Pennsylvania Council on the Arts to support two initiatives that will strengthen the cultural, educational and economic vitality of Pennsylvania's communities through the arts.

The budget provides \$500,000 to expand the Creative Communities Initiative, a competitive grant program that provides funding over four years to community-driven, arts-based projects that promote economic development and community connectedness. This funding will allow for six additional creative communities projects and will maintain the four current projects.

The remaining \$1 million will increase support to rural and African American, Latino, Asian, Native American, and Hispanic communities that historically lack equitable access to the arts. The grants will expand arts programming to better reflect Pennsylvania's diversity by supporting existing arts providers and promoting cross-sector projects with non-arts organizations.

Economic Outlook

The Pennsylvania [Department of Revenue](#) and the [Office of the Budget](#) utilize economic forecast data supplied by [IHS Markit](#) and [Moody's Analytics](#) in constructing the official tax revenue estimates and forecasts. Analysis and discussion throughout this section are based upon data from each source in addition to further analysis from the Department of Revenue and the Office of the Budget.

U.S. Recent Trends and Current Conditions

The United States GDP growth continued in 2019, as the fundamentals for the U.S. economy remain sound. This growth was led by strong gains in household sector wealth and growth in real income which supported continued consumer spending.

The U.S. economy is projected to see similar GDP growth in calendar year 2020 as recent softness in business fixed investment is expected to be replaced with a modest upturn next year. Equity markets pushed to record highs on continued economic performance, as news that the US and China resolved trade issues and the decision by the Federal Reserve to cut its policy rate in late October. Solid employment gains are projected to lower the unemployment rate to 3.4 percent. Near term recession risks appears to be contained as manufacturing weakness seems to be abating.

The Forecast

The Bipartisan Budget Act of 2019, and favorable financial conditions, should support slightly above-trend growth of GDP through calendar year 2020. Continued strong gains in household net worth and income should support solid consumer spending in calendar year 2020. Recession risks have been reduced as IHS Markit, predicting about a 20 percent chance of a recession in the next 12 months. The [Federal Reserve](#) cut the federal funds rate by a quarter point at the October 2019 meeting, and the expectation is that there may be a tightening in December 2020.

Table 1 and Table 2 are U.S. macro forecast projections from IHS Markit. Table 1 outlines the expected outlook for lower unemployment and a minimal decrease in GDP in calendar year 2020. Table 2 notes that over the next two years there is a 60 percent probability of slowing GDP growth, with an increase in consumer spending and a decrease in business fixed investment. Table 2 also provides narrative for each economic indicator.

Chart 1
REAL GROSS DOMESTIC PRODUCT
Annual Growth

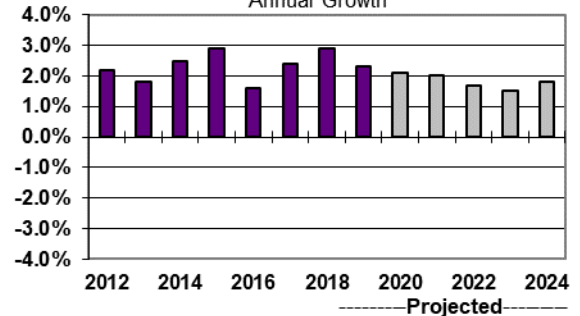


Chart 2
FEDERAL FUNDS RATE

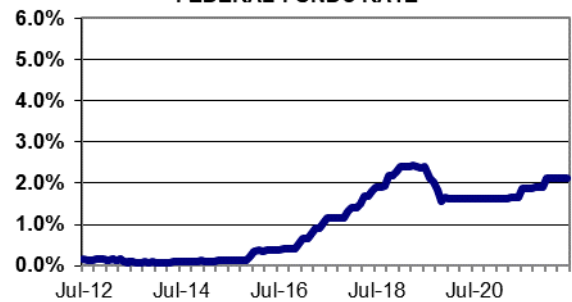


Table 1
Forecast Change in
Key U.S. Economic Indicators
Annual Percentage Growth

Indicator	2018	2019p	2020p	2021p
Nominal GDP	5.4	4.1	4.1	4.3
Real GDP	2.9	2.3	2.1	2.0
Total Consumption	3.0	2.6	2.8	2.6
Corporate Profits (After Tax)	1.7	0.5	3.4	4.7
Unemployment Rate (Rate)	3.9	3.7	3.5	3.5
CPI	2.4	1.8	1.8	1.8
Federal Funds (Rate)	1.83	2.17	1.63	2.01

*Assumptions in this chart, as well as other assumptions, are incorporated in the 2020-21 fiscal year revenue estimates
p = projected

Table 2
U.S. Macro Forecast Projections from IHS Global Insight
December 2019

Baseline Forecast (60% Probability)	
GDP Growth	Growth slows to 2.2% in 2019 amid slowing global growth and remains at 2.2% in 2020
Consumer Spending	Growth edges up to 2.7% in 2019 and holds at that level in 2020
Business Fixed Investment	Growth is projected to fall to 0.4% in 2019 as nonfarm business sector output slows, then climbs to 3.3% in 2020
Housing	Housing starts expected to rise from 1.31 million in fourth quarter 2019 and fall to 1.28 million in fourth quarter 2020
Exports	Expected to fall 1.1% in 2019 and rise 4.2% in 2020
Fiscal Policy	Personal tax cuts extended, while entitlement spending will follow current program guidelines
Monetary Policy	Federal Reserve is at the end of its easing cycle and the federal funds rate eventually rises to 2.50-2.75%
Credit Conditions	Gradually easing
Consumer Confidence	Gradually declines from the third quarter in 2020 through the end of forecast
Oil Prices (Dollars/barrel)	Brent crude oil averages \$64 in 2019 and \$57 in 2020
Stock Markets	The S&P 500 gains 25.2% over 2019 (Dec. to Dec.) but only registers a gain of 3.8% in 2020 (Dec. to Dec.)
Inflation (CPI)	Core personal consumption (PCE) price inflation rises 1.6% in 2019, then grows at 2.0% in 2020 and 2021
Foreign Growth	In 2019, Eurozone growth drops to 1.2%, while China's growth eases to 6.2%
U.S. Dollar	The real dollar gradually appreciates through 2023 before falling through the end of forecast

Pennsylvania Outlook

Pennsylvania benefits from a highly diversified economy with a mix of industries. No single employment sector dominates Pennsylvania. Since the turbulent diversification of the Pennsylvania economy during the 1970's and 1980's, Pennsylvania has a much more stable economy which tends to track the national economy but with less volatility. During periods of national economic contraction, Pennsylvania often will outperform the U.S. in areas such as growth in real gross state product, growth in real personal income and employment growth. Pennsylvania's unemployment rate generally trends below the U.S. rate and per capita income levels in the commonwealth exceed national levels. However, during periods of economic expansion, Pennsylvania will often lag behind the rate of growth in the national economy.

The Marcellus shale natural gas deposit is a long-term asset for the state and region, although drilling activity has slowed due to low prices for natural gas. The buildout of infrastructure to transport the gas to market continues, with construction of pipelines, compressing stations and processing facilities continuing to benefit Pennsylvania. Development of natural gas continues to be a factor for Pennsylvania's economic outlook. Direct employment in natural resources and mining is small relative to the total jobs in the state but other industries, such as construction, transportation, and professional services have benefited from the natural gas industry. Longer-term, Pennsylvania's competitiveness in manufacturing should be enhanced by the decreased costs of energy and petrochemical feedstocks coming from beneath the state.

Portions of the state, especially the Pittsburgh area, have become magnets for high-tech jobs such as software development and robotics. Pittsburgh has continued to build on its reputation as one of the nation's leading cities for startup businesses, in part due to the presence of its universities and the graduates they produce.

Education and health care sectors remain a vital part of the state economy. The health care sector expects to benefit from increased demand building upon expanded insurance coverage already provided through the [Affordable Care Act](#). Pennsylvania also boasts many top-flight research hospitals that draw patients from outside the state. The state's education providers, especially its notable research

universities, not only provide jobs on campus but also help to nurture new businesses with the graduates they produce.

Pennsylvania is expected to add jobs at an annual average rate of 1.3 percent over the next five years. The health care sector remains the most reliable source of new jobs and investments in the state, while the ethane cracker plant in western Pennsylvania will provide an additional demand source. Overall employment growth in Pennsylvania is expected to be 0.7 percent for 2019, then decline slightly over the next several years.

Table 3 shows various historical and projected key economic indicators for Pennsylvania and the U.S. economy.

Table 3
Key Economic Indicators for Pennsylvania and the United States

PENNSYLVANIA: Key Economic Indicators	2017	2018	2019	2020	2021	2022
Real Gross State Product (in millions, 2012 dollars)	693,676	711,822	726,752	737,226	747,902	756,295
Real Gross State Product (percentage change)	0.6%	2.6%	2.1%	1.4%	1.4%	1.1%
Total Employment (in thousands)	5,941.9	6,007.5	6,048.7	6,089.3	6,105.1	6,102.8
Total Employment (percentage change)	1.0%	1.1%	0.7%	0.7%	0.3%	0.0%
Manufacturing Employment (in thousands)	562.9	569.2	564.2	558.4	548.6	547.7
Nonmanufacturing Employment (in thousands)	5,379.0	5,438.4	5,484.5	5,531.0	5,556.5	5,555.1
Population (in thousands)	12,793.1	12,809.1	12,824.7	12,839.3	12,854.0	12,868.6
Population (percentage change)	0.1%	0.1%	0.1%	0.1%	0.1%	0.1%
Unemployment Rate (percentage)	4.9%	4.3%	4.0%	3.8%	3.8%	3.9%
Personal Income (percentage change)	3.0%	5.9%	4.7%	3.4%	3.7%	3.7%
U.S. ECONOMY						
Real Gross Domestic Product (percentage change)	2.4%	2.9%	2.3%	2.0%	1.9%	1.7%
Employment (percentage change)	1.4%	1.5%	1.4%	1.2%	0.8%	0.5%

Copyright 2019 IHS Markit, Inc.

Summary of Major Operating Funds

The total 2020-21 operating budget for the commonwealth is \$89.2 billion. It includes \$36.1 billion in the General Fund, \$2.9 billion in the Motor License Fund, \$1.9 billion in the Lottery Fund, \$30.7 billion in federal funds and \$17.6 billion in fees and other special fund revenues.

Summary of Major Operating Funds

(Dollar Amounts in Thousands)

Major Operating Fund Expenditures	Actual 2018-19	Available 2019-20	Budget 2020-21	2020-21 Change from 2019-20	
				Dollars	Percent
General Fund	\$ 33,401,521	\$ 34,595,457	\$ 36,055,896	\$ 1,460,439	4.22%
Motor License Fund	\$ 3,066,155	\$ 2,866,605	\$ 2,940,767	\$ 74,162	2.59%
Lottery Fund	\$ 1,952,080	\$ 1,825,592	\$ 1,858,898	\$ 33,306	1.82%

The majority of the commonwealth's operating expenses are paid from the General Fund, Motor License Fund and Lottery Fund. The following provides an overview of major revenues and expenditures. More details regarding these funds may be found in Section C: Summary by Fund and Section E: Department Presentations.

General Fund

Revenue

The General Fund is the commonwealth's largest operating fund. All tax revenue, non-tax revenue and federal grants and entitlements not specified by law to be deposited elsewhere are deposited into the General Fund. The General Assembly makes appropriations of specific amounts from tax revenue and certain non-tax revenue of the General Fund. These amounts are contained in this budget as General Fund Revenue Sources.

For 2020-21, tax revenue constitutes more than 98 percent of projected General Fund revenue. Four revenue sources (the Personal Income Tax, the Sales and Use Tax, the Corporate Net Income Tax and the Cigarette Tax) together provide over 86 percent of projected General Fund tax revenue. For non-tax revenue, which can vary significantly each fiscal year, the largest sources of revenue are typically from profit transfers from the Pennsylvania Liquor Control Board, licenses and fees, and the escheats or "unclaimed property" program.

Recent Revenue Trends: For the five fiscal years ending with 2018-19, total General Fund receipts increased by 13.9 percent, which represents an average annual growth rate of 3.3 percent. Without adjusting for tax rate and base changes, the four largest tax revenue sources (Personal Income, Sales and Use, Corporate Net Income and Gross Receipts) increased by 16.2 percent, which is an average annual rate of 3.8 percent. The Realty Transfer Tax (29.0 percent, 6.6 percent average annual rate) and the Cigarette Tax (20.7 percent, 4.8 percent average annual rate) also contributed to revenue growth. Collections from all other tax revenue sources increased by 3.4 percent, which is an average annual rate of 0.8 percent. The phaseout of the Capital Stock and Franchise Tax was the largest cause of this decline. Non-tax revenues decreased by 27.1 percent over this five-year period, primarily due to a legislative change that increased escheats collections in 2014-15.

Receipts from the Personal Income Tax have been steadily improving with average growth of 3.9 percent over the last five fiscal years. Estimates for the Personal Income Tax are developed from a series of regression equations that use forecasts of wages, salaries, interest, dividends, rents, proprietors' income, and capital gains income.

The Sales and Use Tax is levied on taxable property and services used by consumers and by businesses. Annual growth has averaged 4.0 percent over the last five fiscal years. Estimates for the Sales and Use Tax are developed from a series of regression equations that use forecasts of national

Overview: Major Operating Funds

consumer expenditures on new and used motor vehicles, business nonresidential investment in transportation equipment and Pennsylvania personal income.

The largest General Fund tax on businesses is the Corporate Net Income Tax. Annual receipts from the Corporate Net Income Tax can vary significantly from year-to-year and may experience a year-over-year decline. This variability is due to fluctuations in corporate profitability, including losses, the availability and use of tax credits and net operating loss deductions, and the timing of estimated and final state tax payments based on when a corporation's tax year begins. Corporate Net Income Tax receipts over the past five completed fiscal years have increased by 4.8 percent annually. Estimates for the Corporate Net Income Tax are developed from a regression equation that uses forecasts of national before-tax corporate profits.

Expenditures

The General Fund is the primary funding source for most state agencies and institutions. More than 78 cents of every dollar is returned to individuals, local governments, institutions or school districts, among others, in the form of grants and subsidies. The remainder pays operating expenses and debt service.

The total General Fund budget proposed for 2020-21 is \$36.1 billion. General Fund expenditure growth is projected to increase 4.2 percent. Major program expenditures occur in the areas of education, public health and human services and state correctional institutions.

PreK-12 Education: The financial responsibility for public education in Pennsylvania is shared by the commonwealth and 500 local school districts. Funds provided by the commonwealth supplement funds raised locally. State aid to local school districts is provided through various school subsidy payments for basic instruction, career and technical education, debt service, pupil transportation, school employees' retirement and various special education programs.

The largest such subsidy is the Basic Education subsidy, which provides commonwealth aid to local school districts. This budget proposes over \$6.8 billion for the Basic Education subsidy in state funds in 2020-21, which now includes school district Social Security Payments. This is an increase of \$100 million, in addition to the \$160 million increase in 2019-20. PreK-12 education increases include \$25 million, or 11.5 percent, for Pre-K Counts; \$5 million, or 7.8 percent, for Head Start Supplemental Assistance; and \$25 million, or 2.1 percent, for Special Education. In total, state funding for preK-12 education is more than \$13 billion in 2020-21.

Higher Education: Higher education in Pennsylvania is provided through 243 degree-granting institutions, which include the 14 universities of the State System of Higher Education, four state-related universities, community colleges and various other independent institutions. The budget proposes more than \$2.08 billion for higher education.

Health and Human Services: The commonwealth provides support for its residents who are seeking to achieve and sustain independence. It also provides care, treatment and rehabilitation to persons with behavioral, intellectual and physical disabilities. For 2020-21, the total health and human services expenditures from all sources is \$44.7 billion; the amount from the General Fund will be \$14.7 billion, which is an increase of \$1.1 billion or 8.5 percent.

The largest component of health and human service expenditures is the Medical Assistance (MA) program, which includes long-term living home and community based programs. In the last ten years, these programs grew at an annual rate of 8.58 percent. Caseload growth continues to increase especially for the elderly. *Medicaid Expansion* closed the coverage gap for working adults and streamlined delivery of health care services and this budget continues to provide this health insurance for over 700,000 adults. General medical inflation, including increases in pharmaceutical prices, a decrease in the federal financial participation rate for *Medicaid Expansion* costs, and an increase in caseload contributes to an overall increase in the projected State MA expenditures in 2020-21. This increase is mitigated through cost containment, operational efficiencies, and proposed revenue strategies. Total funding in 2020-21 increased by \$800 million from \$29 billion in 2019-20 to \$29.8 billion in 2020-21. State funds are anticipated to increase from \$7.6 billion in 2019-20 to \$8.4 billion in 2020-21, which is an increase of \$829 million or 10.9 percent.

Overview: Major Operating Funds

Income maintenance, including child care services and cash assistance payments for families in transition to independence and self-sufficiency, totaled \$2.7 billion from all sources for 2019-20. The 2020-21 budget proposes total resources at \$2.8 billion.

The 2020-21 budget continues to provide a continuum of services for individuals with behavioral health and intellectual disabilities, ranging from home and community-based supports to quality institutional care. In June 2002, the state supported 5,098 institutional beds. By June 2020, that will be reduced to 2,156, a reduction of 58 percent. Over that period the community budgets will have grown by more than \$3.1 billion, an increase of 180.4 percent.

State Correctional Institutions: The cost of operating the state correctional institution system has stayed relatively level, averaging less than a 1.5 percent annual increase from \$1.909 billion in 2015-16 to \$2.044 billion in 2020-21. Since July 2015, the population has declined from 50,562 to a projected 45,625 based on legislative changes and recidivism reduction initiatives.

Motor License Fund

The Motor License Fund is one of the special revenue funds of the commonwealth and a major operating fund of the commonwealth. It is the fund that receives most of the revenues required by the Constitution of Pennsylvania to be used only for costs of construction, reconstruction, maintenance and repair of and safety on highways and bridges and for the payment of debt service on obligations incurred for such purposes. The major sources of revenue to the Motor License Fund are from motor fuels taxes, vehicle registration fees, license and operators' license fees and excise taxes imposed on products used in motor transportation. Certain revenues are further restricted to specific highway uses and are not included in the Motor License Fund estimate of revenue.

Taxes on motor fuels provided approximately 64 percent of total non-restricted Motor License Fund revenues in 2018-19. Total non-restricted fuels tax revenue had been growing incrementally over the past several years, but 2018-19 levels came in 0.5 percent lower than 2017-18. For the five-year period ending with 2018-19, non-restricted fuels tax revenues increased at an annual average rate of 7.5 percent. For 2019-20, tax revenues are expected to decrease by 0.2 percent over fiscal year 2018-19. License and fee revenues represent the other major source of revenues for the Motor License Fund. Annual growth of receipts from these sources has also been modest in recent years. For the five-year period ending with 2018-19, license and fee revenues increased at an annual average rate of 2.2 percent. An increase of 2 percent in license and fee revenue is projected for fiscal year 2019-20. For the five-year period ending with 2018-19, total non-restricted revenues increased at an annual average rate of 3.2 percent. Total Motor License Fund revenue is expected to increase 0.4 percent for fiscal year 2019-20 versus fiscal year 2018-19.

The Department of Transportation will continue to establish and maintain a first-rate infrastructure, which unites roads, rails, waterways, airports and information networks linking goods, services, people and ideas to our community, state and world markets.

Lottery Fund

The Lottery Fund is a special revenue fund that receives the proceeds of lottery sales. It provides funding for lottery prizes and for programs supporting older Pennsylvanians. These programs include assistance in the purchase of pharmaceuticals, property tax and rent assistance, community care programs and public transportation subsidies.

The Property Tax and Rent Rebate Program within the Department of Revenue allows older Pennsylvanians, surviving spouses over age 50 and permanently disabled citizens to lead fuller lives by restoring a portion of their income through property tax and rent rebate assistance. Act 1 of Special Session No. 1 of 2006 expanded the current Property Tax / Rent Rebate program to give more Pennsylvanians a rebate while also increasing the amounts of the rebates. The expansion included increasing the household income limit from \$15,000 to \$35,000 and increasing the maximum rebate from \$500 to \$650. As a result of Act 156 of 2014, income eligibility guidelines changed so that income increases due solely to Social Security cost-of-living adjustments (COLAs) will no longer disqualify claimants from receiving rebates. Act 117 of 2016 eliminated federal veterans' disability payments and state veterans' benefits from the definition of income when determining a claimant's eligibility for a rebate.

Overview: Major Operating Funds

The Pharmaceutical Assistance Contract for the Elderly (PACE/PACENET) program provides pharmaceutical benefits to qualified older Pennsylvanians who face a growing burden from the cost of prescription drugs required to maintain healthy and productive lives.

The PENNCARE program provides home and community-based services to older Pennsylvanians to enrich their lives and enable them to delay or avoid moving to a nursing home. For 2020-21, \$293.8 million is provided for the PENNCARE appropriation which includes an increase of \$8.1 million to reduce the OPTIONS waiting list. Attendant Care services has fully transitioned to Community HealthChoices including the annualization of the third phase which began January 2020. For additional details, see the Department of Aging's presentation.

The Lottery Fund also provides funds to offset program costs for older Pennsylvanians in the Department of Human Services. For 2020-21, \$348.9 million is provided to offset costs for the Community HealthChoices appropriation to reflect the transition of older Pennsylvanians who were previously funded from Long-Term Care, Home and Community-Based Services and the PENNCARE appropriations.

Act 44 of 2007 provides a transfer to the Public Transportation Trust Fund for distribution to transit systems providing free rides to older Pennsylvanians.

Rainy Day Fund

Act 91 of 2002 created the Budget Stabilization Reserve Fund to replace the Tax Stabilization Reserve Fund as the commonwealth's Rainy Day Fund. The purpose of the Rainy Day Fund is to provide financial assistance to counterbalance downturns in the economy that result in revenue shortfalls in order to promote greater continuity and predictability in the funding of vital government services.

The Budget Stabilization Reserve Fund is to receive an annual transfer of 25 percent of the General Fund's fiscal year ending balance. The transfer requirement is reduced to 10 percent of the General Fund's ending balance if the balance of the Budget Stabilization Reserve Fund equals or exceeds 6 percent of actual General Fund revenues received for the fiscal year. Appropriations out of the Budget Stabilization Reserve Fund require approval by two-thirds of the members of each house of the General Assembly.

At the close of the 2001-02 fiscal year, the balance of the former Tax Stabilization Reserve Fund was nearly \$1.04 billion. In order to balance the 2001-02 and 2002-03 General Fund budgets, Act 91 of 2002 repealed the Tax Stabilization Reserve Fund and by law the entire balance was transferred to the General Fund. The General Appropriation Act of 2002 transferred \$300 million from the General Fund as an initial deposit into the new Budget Stabilization Reserve Fund. Subsequently, the General Appropriation Act of 2003 repealed this transfer and the \$300 million reverted back to the General Fund. In accordance with Act 91 of 2002, 25 percent of the General Fund's 2002-03 fiscal year ending balance, or \$69.8 million, was transferred to the Rainy Day Fund after the close of the fiscal year.

The transfer from the 2003-04 General Fund balance to the Budget Stabilization Reserve Fund of \$190 million exceeded the 25 percent statutory minimum and increased the balance in the Fund to more than \$260 million, bringing it slightly higher than the balance in 1996-97. In accordance with Act 41 of 2005, the transfer from the General Fund balance for the fiscal year 2004-05 was 15 percent of the balance; the amount transferred was \$64.4 million. Transfers of 25 percent of the General Fund balance amounted to \$171.4 million in 2005-06 and \$177 million in 2006-07.

Act 53 of 2008 suspended the transfer of surplus funds to the Budget Stabilization Reserve Fund for 2007-08. To help balance the 2009-10 budget, Act 50 of 2009 authorized the transfer of \$755 million from the Budget Stabilization Reserve Fund to the General Fund. Act 46 of 2010 authorized the transfer of \$745,000 to the General Fund. The transfer was suspended for fiscal years 2010-11 through 2015-16. There was no surplus for fiscal year 2016-17. Act 42 of 2018 reinstated the General Fund transfer at fifty percent for fiscal year 2017-18. Act 20 of 2019 transferred one hundred percent of the 2018-19 General Fund surplus; the amount transferred was \$317 million.

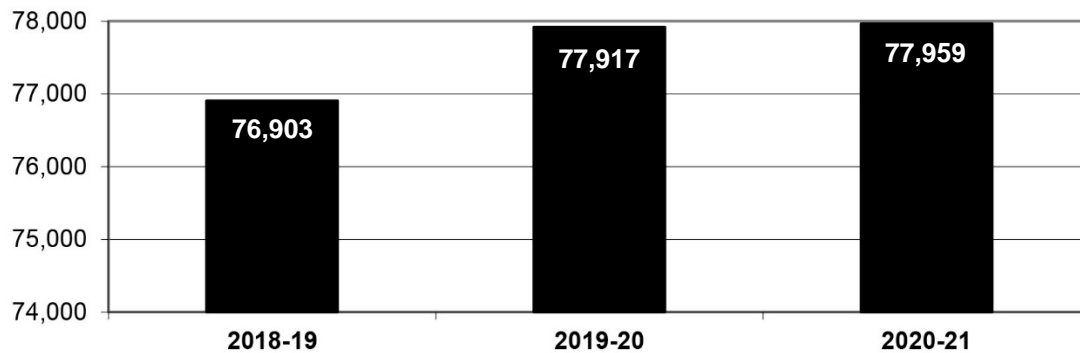
The Budget Stabilization Reserve Fund is anticipated to have a balance of \$341 million as of June 30, 2020. This budget proposes reverting back to the Act 91 requirement for a transfer of twenty-five percent of the 2019-20 General Fund surplus to the Budget Stabilization Fund.

Complement

A major component of any budget is the size of its workforce or complement. In Pennsylvania, a complement level (the number of full-time equivalent (FTE) salaried positions) is authorized by appropriation for each agency under the governor's jurisdiction. A summary of authorized and filled salaried complement by department is included in Section I of this budget document.

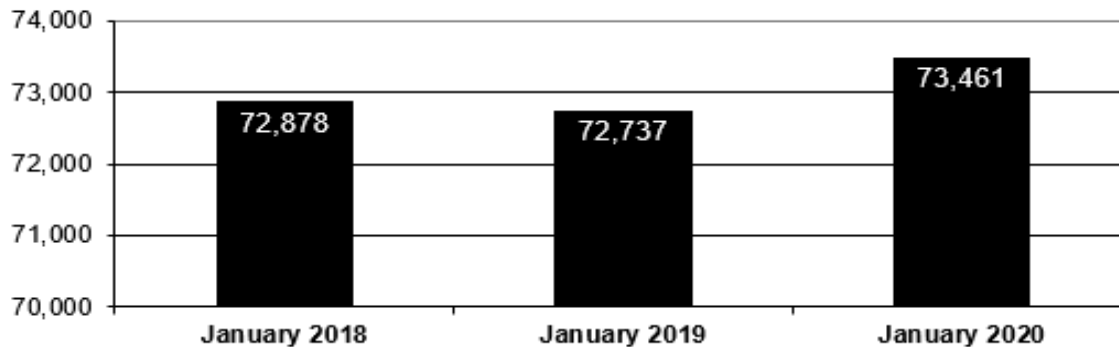
Authorized Complement

This budget proposes an overall increase in the commonwealth's current authorized FTE salaried complement level in 2020-21 of 42 positions, from 77,917 to 77,959 positions.



Filled Complement

The filled complement has increased from 72,737 to 73,461 since January 2019.





STATEMENTS

This section summarizes the budget for the General Fund and selected Special Funds. It includes seven year financial statements for each of these funds, a seven year summary by agency and fund, summaries by the seven commonwealth programs, and several summaries for the General Fund including income by major source and outgo by program.

– THIS PAGE INTENTIONALLY LEFT BLANK –

Seven Year Financial Statements By Fund

The following financial statements are a summary of the General Fund and selected Special Fund revenues and expenditures for the 2018-19 actual year, 2019-20 available year and 2020-21 budget year, as well as future year estimates. Additional information on revenues and expenditures is detailed in subsequent tables and in Section C of this budget.

General Fund

(Dollar Amounts in Thousands)

	<u>2018-19</u>	<u>2019-20</u>	<u>2020-21</u>	<u>2021-22</u>	<u>2022-23</u>	<u>2023-24</u>	<u>2024-25</u>
Beginning Balance.....	\$ 22,362	\$ 0	\$ 3,257	\$ 4,621	\$ 3,772	\$ 3,139	\$ 2,540
Revenues.....	\$ 34,857,878	\$ 35,696,800	\$ 37,299,800	\$ 38,311,600	\$ 38,941,200	\$ 39,644,400	\$ 40,269,700
Adjustments*	-1,161,847	-1,097,000	-1,241,000	-1,251,000	-1,261,000	-1,271,000	-1,281,000
Funds Available.....	\$ 33,718,393	\$ 34,599,800	\$ 36,062,057	\$ 37,065,221	\$ 37,683,972	\$ 38,376,539	\$ 38,991,240
Total Spending.....	33,401,521	34,595,457	36,055,896	37,060,192	37,679,787	38,373,152	38,989,538
Preliminary Balance.....	\$ 316,872	\$ 4,343	\$ 6,161	\$ 5,029	\$ 4,185	\$ 3,387	\$ 1,702
Less Transfer to Budget Stabilization							
Reserve Fund.....	-316,872	-1,086	-1,540	-1,257	-1,046	-847	-426
Ending Balance.....	\$ <u>0</u>	\$ <u>3,257</u>	\$ <u>4,621</u>	\$ <u>3,772</u>	\$ <u>3,139</u>	\$ <u>2,540</u>	\$ <u>1,276</u>

* Includes refunds, lapses and adjustments to beginning balances.

Seven Year Financial Statements By Fund

Motor License Fund^a

(Dollar Amounts in Thousands)

	<u>2018-19</u>	<u>2019-20</u>	<u>2020-21</u>	<u>2021-22</u>	<u>2022-23</u>	<u>2023-24</u>	<u>2024-25</u>
Beginning Balance.....	\$ 216,436	\$ 28,977	\$ 51,272	\$ 22,405	\$ 12,560	\$ 11,075	\$ 8,892
Receipts.....	<u>2,878,696</u>	<u>2,886,900</u>	<u>2,911,900</u>	<u>2,927,700</u>	<u>2,944,700</u>	<u>2,972,800</u>	<u>2,971,100</u>
Funds Available.....	\$ 3,095,132	\$ 2,915,877	\$ 2,963,172	\$ 2,950,105	\$ 2,957,260	\$ 2,983,875	\$ 2,979,992
Less Expenditures.....	<u>-3,066,155</u>	<u>-2,864,605</u>	<u>-2,940,767</u>	<u>-2,937,545</u>	<u>-2,946,185</u>	<u>-2,974,983</u>	<u>-2,972,989</u>
Ending Balance.....	<u>\$ 28,977</u>	<u>\$ 51,272</u>	<u>\$ 22,405</u>	<u>\$ 12,560</u>	<u>\$ 11,075</u>	<u>\$ 8,892</u>	<u>\$ 7,003</u>

Lottery Fund

(Dollar Amounts in Thousands)

	<u>2018-19</u>	<u>2019-20</u>	<u>2020-21</u>	<u>2021-22</u>	<u>2022-23</u>	<u>2023-24</u>	<u>2024-25</u>
Beginning Balance.....	\$ 4,244	\$ 4,249	\$ 4,040	\$ 4,669	\$ 4,504	\$ 4,161	\$ 4,759
Add Reserve From Prior Year.....	-1	2	0	0	0	0	0
Receipts.....	<u>1,952,086</u>	<u>1,825,381</u>	<u>1,859,527</u>	<u>1,847,988</u>	<u>1,841,199</u>	<u>1,834,868</u>	<u>1,828,843</u>
Funds Available.....	\$ 1,956,329	\$ 1,829,632	\$ 1,863,567	\$ 1,852,657	\$ 1,845,703	\$ 1,839,029	\$ 1,833,602
Less Expenditures.....	<u>-1,952,080</u>	<u>-1,825,592</u>	<u>-1,858,898</u>	<u>-1,848,153</u>	<u>-1,841,542</u>	<u>-1,834,270</u>	<u>-1,829,144</u>
Less Reserve for Current Year.....	<u>0</u>	<u>0</u>	<u>0</u>	<u>0</u>	<u>0</u>	<u>0</u>	<u>0</u>
Ending Balance.....	<u>\$ 4,249</u>	<u>\$ 4,040</u>	<u>\$ 4,669</u>	<u>\$ 4,504</u>	<u>\$ 4,161</u>	<u>\$ 4,759</u>	<u>\$ 4,458</u>

^a Excludes restricted revenue.

Overview and Summaries

Seven Year Department Summary by Fund

The following is a summary by department of 2018-19 actual expenditures, the 2019-20 amounts available, the 2020-21 amounts budgeted and future year estimates for the General Fund and selected Special Funds.

	(Dollar Amounts in Thousands)						
	2018-19 Actual	2019-20 Available	2020-21 Budget	2021-22 Estimated	2022-23 Estimated	2023-24 Estimated	2024-25 Estimated
Governor's Office							
General Fund.....	\$ 6,548	\$ 6,872	\$ 7,516	\$ 7,516	\$ 7,516	\$ 7,516	\$ 7,516
Executive Offices							
General Fund.....	\$ 108,993	\$ 107,034	\$ 103,087	\$ 102,988	\$ 102,988	\$ 103,087	\$ 102,988
Motor License Fund.....	1,074	0	0	0	0	0	0
Department Total.....	\$ 110,067	\$ 107,034	\$ 103,087	\$ 102,988	\$ 102,988	\$ 103,087	\$ 102,988
Commission on Crime and Delinquency							
General Fund.....	\$ 30,806	\$ 33,241	\$ 58,142	\$ 58,142	\$ 58,142	\$ 58,142	\$ 58,142
Lieutenant Governor							
General Fund.....	\$ 1,813	\$ 2,831	\$ 2,283	\$ 2,283	\$ 2,283	\$ 2,283	\$ 2,283
Attorney General							
General Fund.....	\$ 105,216	\$ 114,190	\$ 124,081	\$ 124,081	\$ 124,081	\$ 124,081	\$ 124,081
Auditor General							
General Fund.....	\$ 42,905	\$ 38,865	\$ 39,275	\$ 39,275	\$ 39,360	\$ 39,275	\$ 39,275
Treasury							
General Fund.....	\$ 1,164,954	\$ 1,197,352	\$ 1,213,309	\$ 1,311,907	\$ 1,352,453	\$ 1,431,908	\$ 1,459,883
Motor License Fund.....	80,097	81,705	82,786	83,236	82,894	76,863	76,704
Department Total.....	\$ 1,245,051	\$ 1,279,057	\$ 1,296,095	\$ 1,395,143	\$ 1,435,347	\$ 1,508,771	\$ 1,536,587
Aging							
Lottery Fund.....	\$ 519,665	\$ 469,889	\$ 471,895	\$ 486,459	\$ 483,063	\$ 484,746	\$ 481,514
Agriculture							
General Fund.....	\$ 151,802	\$ 171,294	\$ 166,927	\$ 166,927	\$ 166,927	\$ 166,927	\$ 166,927
Motor License Fund.....	33,228	33,228	33,817	33,817	33,817	33,817	33,817
Department Total.....	\$ 185,030	\$ 204,522	\$ 200,744	\$ 200,744	\$ 200,744	\$ 200,744	\$ 200,744
Community and Economic Development							
General Fund.....	\$ 157,068	\$ 179,386	\$ 157,688	\$ 168,961	\$ 168,961	\$ 168,961	\$ 168,961
Motor License Fund.....	750	500	500	500	500	500	500
Department Total.....	\$ 157,818	\$ 179,886	\$ 158,188	\$ 169,461	\$ 169,461	\$ 169,461	\$ 169,461
Conservation and Natural Resources							
General Fund.....	\$ 122,653	\$ 117,178	\$ 145,861	\$ 145,532	\$ 145,532	\$ 145,532	\$ 148,532
Motor License Fund.....	7,000	7,000	7,000	7,000	7,000	7,000	7,000
Department Total.....	\$ 129,653	\$ 124,178	\$ 152,861	\$ 152,532	\$ 152,532	\$ 152,532	\$ 155,532
Criminal Justice							
General Fund.....	\$ 2,562,064	\$ 2,690,683	\$ 2,617,403	\$ 2,603,929	\$ 2,598,699	\$ 2,598,750	\$ 2,598,698
Drug and Alcohol Programs							
General Fund.....	\$ 46,596	\$ 47,389	\$ 47,664	\$ 47,664	\$ 47,664	\$ 47,664	\$ 47,664

Overview and Summaries

Seven Year Department Summary by Fund

(Dollar Amounts in Thousands)

	2018-19 Actual	2019-20 Available	2020-21 Budget	2021-22 Estimated	2022-23 Estimated	2023-24 Estimated	2024-25 Estimated
Education							
General Fund.....	\$ 13,748,081	\$ 14,220,809	\$ 14,515,603	\$ 14,827,456	\$ 14,974,035	\$ 15,115,142	\$ 15,243,791
Motor License Fund.....	1,100	1,100	1,100	1,100	1,100	1,100	1,100
Department Total.....	\$ 13,749,181	\$ 14,221,909	\$ 14,516,703	\$ 14,828,556	\$ 14,975,135	\$ 15,116,242	\$ 15,244,891
Higher Education Assistance Agency							
General Fund.....	\$ 322,661	\$ 369,382	\$ 412,199	\$ 412,199	\$ 412,199	\$ 412,199	\$ 412,199
Emergency Management Agency							
General Fund.....	\$ 23,020	\$ 16,879	\$ 17,284	\$ 15,275	\$ 15,275	\$ 15,275	\$ 15,275
Environmental Protection							
General Fund.....	\$ 158,539	\$ 137,721	\$ 174,350	\$ 176,328	\$ 176,328	\$ 176,328	\$ 176,328
Ethics Commission							
General Fund.....	\$ 2,750	\$ 3,015	\$ 3,170	\$ 3,170	\$ 3,170	\$ 3,170	\$ 3,170
General Services							
General Fund.....	\$ 120,747	\$ 119,533	\$ 124,698	\$ 124,698	\$ 124,698	\$ 124,698	\$ 124,698
Motor License Fund.....	9,387	9,444	9,371	9,371	9,371	9,371	9,371
Department Total.....	\$ 130,134	\$ 128,977	\$ 134,069	\$ 134,069	\$ 134,069	\$ 134,069	\$ 134,069
Health							
General Fund.....	\$ 199,058	\$ 203,443	\$ 188,420	\$ 190,420	\$ 189,114	\$ 189,114	\$ 189,114
Health Care Cost Containment Council							
General Fund.....	\$ 3,355	\$ 3,355	\$ 3,355	\$ 3,355	\$ 3,355	\$ 3,355	\$ 3,355
Historical and Museum Commission							
General Fund.....	\$ 22,353	\$ 23,555	\$ 24,799	\$ 24,799	\$ 24,799	\$ 24,799	\$ 24,799
Human Services							
General Fund.....	\$ 12,801,606	\$ 13,197,183	\$ 14,370,474	\$ 14,929,141	\$ 15,330,133	\$ 15,764,345	\$ 16,190,072
Lottery Fund.....	372,355	337,513	352,466	339,466	339,466	333,466	334,466
Department Total.....	\$ 13,173,961	\$ 13,534,696	\$ 14,722,940	\$ 15,268,607	\$ 15,669,599	\$ 16,097,811	\$ 16,524,538
Insurance							
General Fund.....	\$ 0	\$ 0	\$ 7,000	\$ 7,000	\$ 7,000	\$ 7,000	\$ 7,000
Labor and Industry							
General Fund.....	\$ 80,746	\$ 81,235	\$ 79,897	\$ 79,897	\$ 79,897	\$ 79,897	\$ 79,897
Military and Veterans Affairs							
General Fund.....	\$ 150,401	\$ 160,332	\$ 159,571	\$ 168,360	\$ 172,219	\$ 176,676	\$ 181,782
Revenue							
General Fund.....	\$ 189,978	\$ 192,305	\$ 194,019	\$ 195,019	\$ 197,019	\$ 199,019	\$ 193,019
Lottery Fund.....	894,631	847,283	863,630	851,321	848,106	845,151	842,257
Motor License Fund.....	49,685	45,360	51,836	49,139	49,139	49,139	49,139
Department Total.....	\$ 1,134,294	\$ 1,084,948	\$ 1,109,485	\$ 1,095,479	\$ 1,094,264	\$ 1,093,309	\$ 1,084,415
State							
General Fund.....	\$ 11,163	\$ 14,207	\$ 18,096	\$ 16,086	\$ 16,086	\$ 16,086	\$ 16,096

Overview and Summaries

Seven Year Department Summary by Fund

(Dollar Amounts in Thousands)

	2018-19 Actual	2019-20 Available	2020-21 Budget	2021-22 Estimated	2022-23 Estimated	2023-24 Estimated	2024-25 Estimated
State Police							
General Fund.....	\$ 306,710	\$ 368,683	\$ 304,400	\$ 332,459	\$ 364,529	\$ 396,598	\$ 428,668
Motor License Fund.....	769,669	737,600	705,530	673,461	641,391	609,322	577,252
Department Total.....	\$ 1,076,379	\$ 1,106,283	\$ 1,009,930	\$ 1,005,920	\$ 1,005,920	\$ 1,005,920	\$ 1,005,920
Transportation							
General Fund.....	\$ 1,618	\$ 3,445	\$ 1,228	\$ 1,228	\$ 1,228	\$ 1,228	\$ 1,228
Lottery Fund.....	165,429	170,907	170,907	170,907	170,907	170,907	170,907
Motor License Fund.....	2,114,165	1,950,668	2,048,827	2,079,921	2,120,973	2,187,871	2,218,106
Department Total.....	\$ 2,281,212	\$ 2,125,020	\$ 2,220,962	\$ 2,252,056	\$ 2,293,108	\$ 2,360,006	\$ 2,390,241
Legislature							
General Fund.....	\$ 340,135	\$ 350,220	\$ 350,220	\$ 350,220	\$ 350,220	\$ 350,220	\$ 350,220
Judiciary							
General Fund.....	\$ 355,503	\$ 355,789	\$ 355,826	\$ 355,826	\$ 355,826	\$ 355,826	\$ 355,826
Government Support Agencies							
General Fund.....	\$ 61,679	\$ 68,051	\$ 68,051	\$ 68,051	\$ 68,051	\$ 68,051	\$ 68,051
COMMONWEALTH TOTALS:							
General Fund.....	\$ 33,401,521	\$ 34,595,457	\$ 36,055,896	\$ 37,060,192	\$ 37,679,787	\$ 38,373,152	\$ 38,989,538
Motor License Fund.....	3,066,155	2,866,605	2,940,767	2,937,545	2,946,185	2,974,983	2,972,989
Lottery Fund.....	1,952,080	1,825,592	1,858,898	1,848,153	1,841,542	1,834,270	1,829,144
GRAND TOTAL.....	\$ 38,419,756	\$ 39,287,654	\$ 40,855,561	\$ 41,845,890	\$ 42,467,514	\$ 43,182,405	\$ 43,791,671

General and Special Funds

This table shows a summary by Commonwealth Programs of 2018-19 actual expenditures, the 2019-20 amounts available, the 2020-21 amounts budgeted and future year estimates for the General Fund and selected Special Funds.

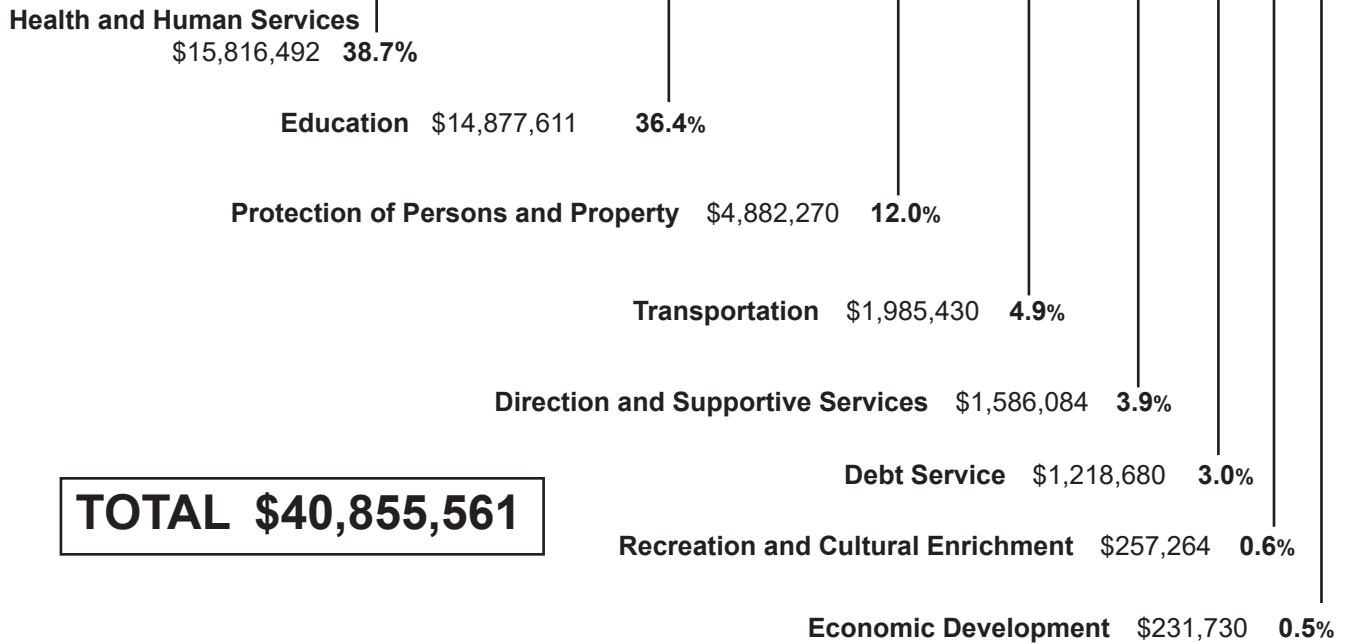
Seven Year Commonwealth Program Summary

Commonwealth Program	(Dollar amounts in Thousands)						
	2018-19 Actual	2019-20 Available	2020-21 Budget	2021-22 Estimated	2022-23 Estimated	2023-24 Estimated	2024-25 Estimated
Direction and Supportive Services.....	\$ 1,583,594	\$ 1,552,470	\$ 1,586,084	\$ 1,576,179	\$ 1,579,149	\$ 1,582,208	\$ 1,577,215
Protection of Persons and Property.....	4,756,866	4,951,908	4,882,270	4,854,969	4,850,029	4,849,489	4,851,505
Education.....	14,026,510	14,541,123	14,877,611	15,189,464	15,336,043	15,477,150	15,605,799
Health and Human Services.....	14,338,424	14,647,956	15,816,492	16,388,650	16,784,699	17,215,051	17,639,652
Economic Development.....	231,077	256,130	231,730	243,003	243,003	243,003	243,003
Transportation	2,086,412	1,907,473	1,985,430	2,018,962	2,059,724	2,127,213	2,155,390
Recreation and Cultural Enrichment.....	224,600	225,595	257,264	256,935	256,935	256,935	259,935
Debt Service.....	1,172,273	1,204,999	1,218,680	1,317,728	1,357,932	1,431,356	1,459,172
GENERAL FUND AND SPECIAL							
FUNDS TOTAL.....	\$ 38,419,756	\$ 39,287,654	\$ 40,855,561	\$ 41,845,890	\$ 42,467,514	\$ 43,182,405	\$ 43,791,671

Distribution of the Commonwealth Dollar

**GENERAL FUND AND
SPECIAL FUNDS**

2020-21 Fiscal Year
(Dollar Amounts in Thousands)



This presentation shows the amount and portion of the total General Fund and selected special funds allocated to major program areas.

General Fund

This table shows a summary by Commonwealth Program of 2018-19 actual expenditures, the 2019-20 amounts available, the 2020-21 amounts budgeted and future year estimates.

Seven Year Commonwealth Program Summary

	(Dollar amounts in Thousands)						
	2018-19 Actual	2019-20 Available	2020-21 Budget	2021-22 Estimated	2022-23 Estimated	2023-24 Estimated	2024-25 Estimated
Commonwealth Program							
Direction and Supportive Services.....	\$ 853,404	\$ 865,427	\$ 871,196	\$ 872,097	\$ 874,182	\$ 876,196	\$ 870,097
Protection of Persons and Property.....	3,760,787	3,965,078	3,908,619	3,915,825	3,942,665	3,974,785	4,006,813
Education.....	14,025,410	14,540,023	14,876,511	15,188,364	15,334,943	15,476,050	15,604,699
Health and Human Services.....	13,195,204	13,597,254	14,753,031	15,327,825	15,731,370	16,170,039	16,600,872
Economic Development.....	230,327	255,630	231,230	242,503	242,503	242,503	242,503
Transportation	0	1,900	0	0	0	0	0
Recreation and Cultural Enrichment....	217,600	218,595	250,264	249,935	249,935	249,935	252,935
Debt Service.....	1,118,789	1,151,550	1,165,045	1,263,643	1,304,189	1,383,644	1,411,619
GENERAL FUND TOTAL.....	\$ 33,401,521	\$ 34,595,457	\$ 36,055,896	\$ 37,060,192	\$ 37,679,787	\$ 38,373,152	\$ 38,989,538

GENERAL FUND


2020-21 Fiscal Year



Income

(Dollar Amounts in Thousands)

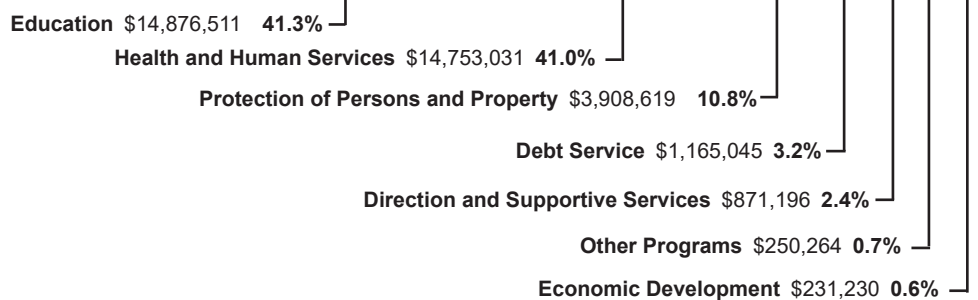
TOTAL INCOME	\$37,299,800
Refunds	-1,316,000
Beginning Balance.....	3,257
Lapses	75,000
<hr/>	
TOTAL	\$36,062,057



Outgo

(Dollar Amounts in Thousands)


TOTAL OUTGO	\$ 36,055,896
Budget Stabilization	
Reserve Fund	1,540
Plus Ending Surplus	4,621
<hr/>	
TOTAL	\$ 36,062,057



This presentation shows the amount and proportion for the major revenue sources and major program areas for the total General Fund.

USE OF THE GENERAL FUND DOLLAR

2020-21 Fiscal Year



Over 75 cents of each General Fund dollar is returned to individuals, local governments, institutions, school districts, etc. in the form of grants and subsidies.



FEDERAL BLOCK GRANTS

The federal government has two primary types of grants: categorical grants and block grants. Categorical grants are generally distributed for specific purposes. Block grants are distributed to state and local governments based on a distribution formula and are available for an activity that falls within the purposes of the federal authorizing legislation. Generally, block grants provide state and local governments with greater flexibility than categorical grants.

The commonwealth implemented eight block grants based on the Federal Omnibus Reconciliation Act of 1981. Since that time, block grants have been added and revised based on changes in federal law. The Personal Responsibility and Work Opportunity Reconciliation Act of 1996 created two new block grants: Temporary Assistance to Needy Families and the Child Care and Development Fund, which replaced the Child Care Block Grant.

The Anti-Drug Abuse and Workforce Innovation and Opportunity programs have also been included because the federal government provides flexibility on the activities eligible for funding.

The tables within this section provide information on the estimated amount to be received from the federal government and an estimated distribution of the funds by program within the block grant. Generally, the amounts shown for administrative costs represent the amount allowable by the federal government. The 2019-20 estimated block grant amounts reflect the current estimate of amounts available and, therefore, may be different from amounts appropriated.

The recommended distribution by program for 2020-21 is a preliminary proposal. Opportunities for public review and comment may result in modifications to the proposed distribution.

Overview: Federal Block Grants

Summary of Federal Block Grants

This table shows a summary by federal block grant of 2018-19 expenditures, 2019-20 available and 2020-21 amounts budgeted as presented in the 2020-21 Governor's Executive Budget.

(Dollar Amounts in Thousands)

	2018-19 Actual Block Grant	2019-20 Available Block Grant	2020-21 Recommended Block Grant
Anti-Drug Abuse.....	\$ 14,400	\$ 12,500	\$ 12,400
Child Care and Development Fund.....	484,615	508,973	503,212
Community Services.....	51,607	51,607	51,607
Low-Income Home Energy Assistance.....	400,500	266,922	265,063
Maternal and Child Health Services.....	32,539	32,639	36,097
Mental Health Services.....	24,663	24,679	32,596
Preventive Health and Health Services.....	11,509	12,544	11,632
Social Services.....	92,798	92,798	92,831
Substance Abuse.....	76,102	88,641	88,371
Temporary Assistance to Needy Families.....	595,668	616,551	728,110
Workforce Innovation and Opportunity.....	244,000	249,000	247,000
TOTAL.....	\$ 2,028,401	\$ 1,956,854	\$ 2,068,919

Anti-Drug Abuse

The Justice Assistance Grant program provides funding for state and local governments to implement a wide range of drug enforcement and correctional treatment projects as well as providing victim services and juvenile and criminal justice system improvement initiatives throughout the commonwealth.

The Residential Substance Abuse Treatment program is intended to assist state and local governments in developing and implementing residential substance abuse treatment programs within state and local correctional facilities in which prisoners are incarcerated for a period of time sufficient to permit substance abuse treatment.

(Dollar Amounts in Thousands)

Department / Appropriation	2018-19 Actual Block Grant	2019-20 Available Block Grant	2020-21 Recommended Block Grant
Commission on Crime and Delinquency:			
Justice Assistance Grants.....	\$ 12,000	\$ 10,000	\$ 10,000
Justice Assistance Grants — Administration.....	1,100	1,100	1,000
Residential Substance Abuse Treatment Program.....	1,300	1,400	1,400
Subtotal.....	\$ 14,400	\$ 12,500	\$ 12,400
Criminal Justice:			
Residential Substance Abuse Treatment Program (EA).....	\$ 502 ^a	\$ 502 ^a	\$ 460 ^a
State Police:			
Law Enforcement Projects (EA).....	\$ 3,215 ^a	\$ 4,681 ^a	\$ 3,435 ^a
TOTAL.....	\$ 14,400	\$ 12,500	\$ 12,400

^a Subgrants not added to total to avoid double counting.

Child Care and Development Fund

The Personal Responsibility and Work Opportunity Reconciliation Act of 1996 created this block grant, which provides funding for an integrated child care program. This program allows states flexibility in developing programs to provide child care to children of low-income working parents and parents trying to become independent of public assistance, to provide consumer education information to parents, to promote parental choice and to implement state health, safety, licensing and registration standards. States are not required to match discretionary funds; however, there are some maintenance of effort and state matching requirements.

(Dollar Amounts in Thousands)

Department / Appropriation	2018-19 Actual Block Grant	2019-20 Available Block Grant	2020-21 Recommended Block Grant
Executive Offices:			
<i>Inspector General - Welfare Fraud</i>			
CCDFBG — Subsidized Day Care Fraud.....	\$ 905	\$ 905	\$ 905
Human Services:			
CCDFBG — Administration.....	\$ 23,206	\$ 28,640	\$ 31,201
CCDFBG — Child Care Services.....	376,829	392,812	431,136
CCDFBG — School Age.....	1,260	1,260	1,260
CCDFBG — Child Care Assistance.....	82,415	85,356	38,710
Subtotal.....	\$ 483,710	\$ 508,068	\$ 502,307
TOTAL.....	<u>\$ 484,615</u>	<u>\$ 508,973</u>	<u>\$ 503,212</u>

Community Services

This block grant provides funding for community-based programs that offer health, nutrition, housing and employment-related services to improve the standard of living for low-income persons. Programs consolidated into the block grant include Community Action, Senior Opportunities and Services, Community Food and Nutrition, Energy Conservation and Training, Evaluation and Technical Assistance.

Federal law requires that 90 percent of the funding be distributed to Community Action Agencies (CAA). Five percent is allowed for administration and the remaining five percent is utilized for competitive projects. The remaining 90 percent of program monies are granted to existing CAAs for operating costs and low-income energy assistance efforts, the Community Action Association of Pennsylvania and competitive grants in the areas of employment training, job preparedness, community conservation corps, community economic development, summer employment and youth programs, emergency assistance and homeless assistance.

The funds estimated for administration are based on the statutory limitation of five percent and will be utilized for program purposes if not needed for administration.

(Dollar Amounts in Thousands)

Department / Appropriation	2018-19 Actual Block Grant	2019-20 Available Block Grant	2020-21 Recommended Block Grant
Community and Economic Development:			
CSBG — Administration.....	\$ 1,607	\$ 1,607	\$ 1,607
Community Services Block Grant.....	50,000	50,000	50,000
TOTAL.....	<u>\$ 51,607</u>	<u>\$ 51,607</u>	<u>\$ 51,607</u>

Low-Income Home Energy Assistance

This block grant provides funding to assist eligible low-income individuals and families in meeting the cost of home energy through cash assistance paid to the utility company or fuel provider and to alleviate crisis situations. The amounts below include weather-related contingency funding.

(Dollar Amounts in Thousands)

<u>Department / Appropriation</u>	<u>2018-19 Actual Block Grant</u>	<u>2019-20 Available Block Grant</u>	<u>2020-21 Recommended Block Grant</u>
Community and Economic Development:			
LIHEABG — Administration.....	\$ 1,500	\$ 1,500	\$ 1,500
LIHEABG — Weatherization Program.....	48,000	48,000	48,000
Subtotal.....	<u>\$ 49,500</u>	<u>\$ 49,500</u>	<u>\$ 49,500</u>
Human Services:			
LIHEABG — Administration.....	\$ 31,000	\$ 28,859	\$ 27,000
LIHEABG — Low-Income Families and Individuals.....	320,000	188,563	188,563
Subtotal.....	<u>\$ 351,000</u>	<u>\$ 217,422</u>	<u>\$ 215,563</u>
TOTAL.....	<u><u>\$ 400,500</u></u>	<u><u>\$ 266,922</u></u>	<u><u>\$ 265,063</u></u>

Maternal and Child Health Services

This block grant provides funding for planning, promoting and evaluating health care for pregnant women, mothers, infants and children with special health care needs. This is accomplished by providing health services for mothers and children who do not otherwise have access to adequate health care and nutritional resources. Administrative costs cannot exceed ten percent. These personnel and operational costs are found in the Administration and Operation line item, which also contains some programmatic costs, such as outreach, promotional costs, laboratory supplies and help line services.

(Dollar Amounts in Thousands)

<u>Department / Appropriation</u>	<u>2018-19 Actual Block Grant</u>	<u>2019-20 Available Block Grant</u>	<u>2020-21 Recommended Block Grant</u>
Health:			
MCHSBG — Administration and Operation.....	\$ 14,641	\$ 14,847	\$ 16,596
MCHSBG — Program Services.....	17,898	17,792	19,501
TOTAL.....	<u>\$ 32,539</u>	<u>\$ 32,639</u>	<u>\$ 36,097</u>

Mental Health Services

This block grant provides funding for the provision of services to adults with serious mental illness or children with serious emotional disturbance. Services may be provided by a variety of community-based programs including community mental health programs, psychosocial rehabilitation programs, mental health peer support programs and mental health primary consumer directed programs.

(Dollar Amounts in Thousands)

Department / Appropriation	2018-19 Actual Block Grant	2019-20 Available Block Grant	2020-21 Recommended Block Grant
Human Services:			
MHSBG — Administration.....	\$ 563	\$ 579	\$ 596
MHSBG — Community Mental Health Services.....	24,100	24,100	32,000
TOTAL.....	<u>\$ 24,663</u>	<u>\$ 24,679</u>	<u>\$ 32,596</u>

Preventive Health and Health Services

This block grant provides funding for preventive health services. Programs include activities to promote improvements in health status through achievement of the National Year 2020 Health Objectives; programs for community and school-based fluoridation; feasibility studies and planning for emergency medical services systems and the establishment, expansion and improvement of such systems; services to victims of sex offenders; and related planning, administration and educational activities. Funding also supports efforts to eliminate disparities between the health status of the general population and that of identifiable subpopulations including geographical, racial, ethnic, gender or other groups. Administration is limited to ten percent.

(Dollar Amounts in Thousands)

Department / Appropriation	2018-19 Actual Block Grant	2019-20 Available Block Grant	2020-21 Recommended Block Grant
Health:			
PHHSBG — Administration and Operation.....	\$ 4,509	\$ 4,549	\$ 4,524
PHHSBG — Block Program Services.....	7,000	7,995	7,108
Subtotal.....	<u>\$ 11,509</u>	<u>\$ 12,544</u>	<u>\$ 11,632</u>
Human Services:			
PHHSBG — Domestic Violence (EA).....	\$ 100 ^a	\$ 100 ^a	\$ 100 ^a
TOTAL.....	<u>\$ 11,509</u>	<u>\$ 12,544</u>	<u>\$ 11,632</u>

^a Subgrant not added to total to avoid double counting.

Overview: Federal Block Grants

Social Services

This block grant provides funding to help individuals achieve or maintain self-sufficiency; to prevent, reduce or eliminate dependency; to prevent or remedy abuse and neglect of children and adults; and to prevent or reduce institutional care. Most services are delivered by local entities that receive grants or contract with the Department of Human Services. These federal allocations serve to augment state appropriations, thereby increasing the total level of services provided.

In addition to funds received directly through this block grant, the Personal Responsibility and Work Opportunity Reconciliation Act of 1996 authorized transfers from the Temporary Assistance to Needy Families Block Grant.

(Dollar Amounts in Thousands)

<u>Department / Appropriation</u>	<u>2018-19 Actual Block Grant</u>	<u>2019-20 Available Block Grant</u>	<u>2020-21 Recommended Block Grant</u>
Human Services:			
SSBG — Administration.....	\$ 325	\$ 325	\$ 358
SSBG — County Assistance Offices.....	3,000	3,000	3,000
SSBG — Basic Institutional Programs.....	10,000	10,000	10,000
SSBG — Community Mental Health Services.....	10,366	10,366	10,366
SSBG — Community ID Services.....	7,451	7,451	7,451
SSBG — Child Welfare.....	12,021	12,021	12,021
SSBG — Child Care Services.....	30,977	30,977	30,977
SSBG — Domestic Violence Programs.....	5,705	5,705	5,705
SSBG — Rape Crisis.....	1,721	1,721	1,721
SSBG — Family Planning.....	2,000	2,000	2,000
SSBG — Legal Services.....	5,049	5,049	5,049
SSBG — Homeless Services.....	4,183	4,183	4,183
TOTAL.....	<u>\$ 92,798</u>	<u>\$ 92,798</u>	<u>\$ 92,831</u>

Substance Abuse

This block grant provides funding to establish and maintain programs to combat alcohol and drug abuse. These programs include individual substance abuse services, community services, drug and alcohol formula grants and alcoholism treatment and rehabilitation services.

(Dollar Amounts in Thousands)

<u>Department / Appropriation</u>	<u>2018-19 Actual Block Grant</u>	<u>2019-20 Available Block Grant</u>	<u>2020-21 Recommended Block Grant</u>
Commission on Crime and Delinquency:			
SABG — PA Youth Survey - DDAP (EA).....	\$ 0 ^a	\$ 50 ^a	\$ 75 ^a
Criminal Justice:			
SABG — Drug and Alcohol Programs (EA).....	\$ 1,965 ^a	\$ 1,965 ^a	\$ 1,965 ^a
Drug and Alcohol Programs:			
SABG — Administration and Operation.....	\$ 8,327	\$ 8,782	\$ 8,782
SABG — Drug and Alcohol Services.....	67,775	79,859	79,589
Subtotal.....	\$ 76,102	\$ 88,641	\$ 88,371
Health:			
SABG — DDAP Support Services (EA).....	\$ 150 ^a	\$ 153 ^a	\$ 156 ^a
Human Services:			
SABG — Homeless Services (EA)	1,983 ^a	1,983 ^a	1,983 ^a
TOTAL.....	<u>\$ 76,102</u>	<u>\$ 88,641</u>	<u>\$ 88,371</u>

^a Subgrant not added to total to avoid double counting.

Temporary Assistance to Needy Families

The Personal Responsibility and Work Opportunity Reconciliation Act of 1996 created a block grant that makes funds available to the states to operate the Temporary Assistance to Needy Families (TANF) program. Funds are available to provide temporary cash and other benefits to help needy families participating in activities designed to end dependence on government benefits and to provide services for dependent and abused children. In addition, funding may be used for services designed to prevent future dependency. This block grant requires a state maintenance of effort and establishes mandatory work participation rates. States are allowed to transfer up to a total of 30 percent of their TANF funds to the Child Care and Development Fund and Social Services block grants. No more than 10 percent may be transferred to the Social Services Block Grant. These transfers are included in the Child Care and Development Fund and the Social Services Block Grant.

(Dollar Amounts in Thousands)

<u>Department / Appropriation</u>	<u>2018-19 Actual Block Grant</u>	<u>2019-20 Available Block Grant</u>	<u>2020-21 Recommended Block Grant</u>
Executive Offices:			
<i>Inspector General - Welfare Fraud</i>			
TANFBG — Program Accountability.....	\$ 1,500	\$ 1,500	\$ 1,500
Education:			
TANFBG — Teenage Parenting Education (EA).....	\$ 13,784 ^a	\$ 14,200 ^a	\$ 14,200 ^a
Labor and Industry:			
TANFBG — Youth Employment and Training.....	\$ 25,000	\$ 25,000	\$ 25,000
Human Services:			
TANFBG — Administration.....	\$ 13,898	\$ 13,898	\$ 15,208
TANFBG — Information Systems.....	11,347	12,631	11,189
TANFBG — Statewide.....	1,072	1,072	1,072
TANFBG — County Assistance Offices.....	51,369	55,689	51,037
TANFBG — New Directions.....	109,249	111,346	126,197
TANFBG — Cash Grants.....	207,633	183,693	207,093
TANFBG — Alternatives to Abortion.....	1,000	1,000	1,000
TANFBG — Child Welfare.....	58,508	58,508	58,508
TANFBG — Child Care Assistance.....	115,092	152,214	230,306
Subtotal.....	<u>\$ 569,168</u>	<u>\$ 590,051</u>	<u>\$ 701,610</u>
TOTAL.....	<u>\$ 595,668</u>	<u>\$ 616,551</u>	<u>\$ 728,110</u>

^a Subgrant not added to total to avoid double counting.

Workforce Innovation and Opportunity

The Workforce Innovation and Opportunity (WIOA) Act of 2014 supersedes the Workforce Investment Act of 1998. WIOA retains and amends the Adult Education and Family Literacy Act, the Wagner-Peyser Act, and the Rehabilitation Act of 1973. The act took effect on July 1, 2015, however current state and local plan provisions and current performance accountability systems continue to apply until June 30, 2016. WIOA continues the three main program components: adult, youth and dislocated workers. The adult program improves the quality of the workforce, reduces dependency and enhances the productivity and competitiveness of the nation's economy by providing workforce investment activities that increase the employment, retention and earnings of participants, and increases occupational skill attainment by the participants. The youth program assists low-income youth between the ages of 14 and 21 to acquire the educational and occupational skills, training and support needed to achieve academic and employment success and transition to careers and productive adulthood. The dislocated worker program shares the same purpose of the adult program with emphasis on reemployment of these workers.

The commonwealth distributes funds by formula to 23 local agencies called local workforce investment areas for the attainment of agreed-upon performance goals.

<u>Department / Appropriation</u>	<u>(Dollar Amounts in Thousands)</u>		
	2018-19 Actual Block Grant	2019-20 Available Block Grant	2020-21 Recommended Block Grant
Labor and Industry:			
WIOA — Administration.....	\$ 13,000	\$ 13,000	\$ 11,000
WIOA — Adult Employment and Training.....	50,000	50,000	50,000
WIOA — Youth Employment and Training.....	52,000	52,000	52,000
WIOA — Statewide Activities.....	20,000	25,000 ^a	25,000
WIOA — Dislocated Workers.....	109,000	109,000	109,000
TOTAL.....	\$ 244,000	\$ 249,000	\$ 247,000

^a Includes recommended supplemental appropriation of \$7,000,000.

– THIS PAGE INTENTIONALLY LEFT BLANK –

Public Information and Communications

The Commonwealth spends funds on activities to provide government information to the news media and the general public and for other essential communications efforts. Funds are budgeted in 28 agencies to provide public notification and information to the Commonwealth's public, news media, businesses, legislators and citizens regarding the bidding of contracts, issuance of rules and regulations, announcement of public hearings and the availability of services and financial aid. The amounts that are detailed below exclude those items that are strictly educational and materials that are offered for public sale such as the "Game News" and "Pennsylvania Angler and Boater".

	(Dollar Amounts in Thousands)		
	2019-20 Estimate	2020-21 Estimate	
Governor's Office.....	\$ 1,086	\$ 1,118	2.9%
Executive Offices.....	266	279	4.9%
Aging.....	329	245	-25.5%
Agriculture.....	698	689	-1.3%
Banking and Securities.....	513	504	-1.8%
Community and Economic Development.....	182	187	2.7%
Conservation and Natural Resources.....	405	416	2.7%
Criminal Justice.....	517	529	2.3%
Drug & Alcohol Programs.....	4,317	1,090	-74.8%
Education.....	897	438	-51.2%
Emergency Management Agency.....	360	384	6.7%
Environmental Protection.....	2,541	2,616	3.0%
Fish and Boat Commission.....	280	280	0.0%
Game Commission.....	511	546	6.8%
General Services.....	151	156	3.3%
Health.....	556	583	4.9%
Historical and Museum Commission.....	381	381	0.0%
Human Services.....	822	838	1.9%
Insurance.....	425	435	2.4%
Labor and Industry.....	638	634	-0.6%
Liquor Control Board.....	551	571	3.6%
Military and Veterans Affairs.....	478	493	3.1%
Milk Marketing Board.....	9	7	-22.2%
Public Utility Commission.....	358	391	9.2%
Revenue.....	522	482	-7.7%
State.....	1,806	1,810	0.2%
State Police.....	469	481	2.6%
Transportation.....	6,701	6,701	0.0%
TOTAL	<u>\$ 26,769</u>	<u>\$ 23,284</u>	-13.0%

---- Lottery sales promotion - \$51 million will be spent on advertising campaigns to promote lottery sales and to disseminate information on the various lottery programs including property tax and rent assistance for older Pennsylvanians during 2020-21. These expenditures are expected to generate approximately \$5 billion in lottery revenues during 2020-21.

---- Economic development - A total of \$5 million is budgeted in the Tourism Promotion Fund restricted account to promote tourism and economic development. This will contribute to an estimated \$44 billion in 2020-21 business and leisure travel revenues to Pennsylvania and supports the State's aggressive effort to preserve and create jobs.

– THIS PAGE INTENTIONALLY LEFT BLANK –



Commonwealth of Pennsylvania

Governor's Executive Budget

PROGRAM BUDGET SUMMARY

This section summarizes the budget by major revenue source and major program area of expenditure. This summary includes programs funded from the General Fund, the two budgeted special revenue funds, federal funds, and other revenues including augmentations, restricted receipts and revenues, and other special revenue funds.

Detailed supporting information is provided for each major program area of expenditure by component categories and subcategories (subdivisions of activities) which contribute to the commonwealth's total effort in that program. Detailed information on individual revenue sources may be found in the appropriate fund presentation in the Summary by Fund section of this document.

Guide to the “*Summary of Revenues and Expenditures for the Operating Program*” Statement

The Summary of Revenues and Expenditures for the Operating Program comprehensive statement shown on page B3 is an “all funds” seven-year summary of revenues and expenditures for the commonwealth’s operating program. This guide is intended to assist readers with interpreting and understanding the revenue and expenditure items presented on the comprehensive statement.

Beginning and Ending Balances

Beginning and ending balances are included only for state General Fund and state Special Funds as Federal Funds and Other Funds revenues and expenditures are considered to be self-balancing. The General Fund and Special Funds beginning and ending balances are based on their respective financial statements found in Section A2.

Revenues

All General Fund, Special Funds, Federal Funds and Other Funds revenues contributing to the commonwealth’s operating program are shown on the statement.

General Fund – The General Fund is the commonwealth’s largest operating fund. It receives all tax revenue, non-tax revenue and federal grants and entitlements not specified by law to be deposited elsewhere. Tax revenue comprises 98 percent of annual General Fund revenue. The largest sources of non-tax revenue are profit transfers from the Pennsylvania Liquor Control Board, the escheats or “unclaimed property” program and licenses and fees charged by state agencies. General Fund revenue categories shown on the statement include Corporation Taxes, Personal Income Tax, Sales and Use Tax, and All Other Revenues/Taxes. A Less Refunds category is shown as a negative revenue adjustment to account for various tax refunds. Additional information on General Fund revenue sources can be found in Section C1.

Special Funds – Motor License and Lottery Funds contribute revenue to the commonwealth operating program. Additional information on Special Fund revenue sources can be found in Section C.

Federal Funds – All monies received from the federal government are deposited into the State Treasury and must be appropriated. The Department of Human Services receives the most federal funds. Other agencies receiving significant federal funds include the departments of Education, Health, Labor and Industry, and Transportation. Additional information on federal funds budgeted by agency can be found in Section C for federal funds related to General Fund budgets and in Section E: Department Presentations in each agency’s Summary by Fund and Appropriation statement.

Other Funds – There are more than 150 Other Funds contributing revenue to the commonwealth’s operating program. The State Stores Fund, the Public Transportation Trust Fund, the State Gaming Fund, the Tobacco Settlement Fund and the Property Tax Relief Fund contribute significant revenues to the Other Funds revenue total. See Section H: Other Special Funds for information and financial data on these funds. Additional information on Other Funds can be found in Section E: Department Presentations on each agency’s Summary by Fund and Appropriation statement.

Program Expenditures

Program expenditures are categorized by the eight Commonwealth Programs beginning with Direction and Supportive Services and ending with Debt Service. These programs include expenditures from all General Fund, Special Funds, Federal Funds and Other Funds contributing to total operating program expenditures as shown on pages B4 and B5. More detailed expenditure breakdowns by program category and subcategory are shown on pages B6 through B13.

Total operating program expenditures are adjusted to include expenditure reductions from General Fund or Special Fund lapses of unspent prior-year funds. Other adjustments, such as fund transfers to the operating program (resulting in expenditure increases) or fund transfers from the operating program (resulting in expenditure decreases) shown on the statement will impact total program expenditures and ending balances.

Program Budget Summary

SUMMARY OF REVENUES AND EXPENDITURES FOR THE OPERATING PROGRAM

The following table is a seven year summary of the revenues and expenditures by Commonwealth Program for the operating budget. Balances are included only for State funds - General Fund and Special Funds - as Federal Funds and Other Funds revenues and expenditures are considered to be self-balancing.

(Dollar Amounts in Thousands)

	2018-19 Actual	2019-20 Available	2020-21 Budget	2021-22 Estimated	2022-23 Estimated	2023-24 Estimated	2024-25 Estimated
BEGINNING BALANCES							
General Fund	\$ 22,362	\$ 0	\$ 3,257	\$ 4,621	\$ 3,772	\$ 3,139	\$ 2,540
Adjustment to Beginning Balance.....	-55,847	9,000	0	0	0	0	0
Adjusted Beginning Balance.....	<u>\$ -33,485</u>	<u>\$ 9,000</u>	<u>\$ 3,257</u>	<u>\$ 4,621</u>	<u>\$ 3,772</u>	<u>\$ 3,139</u>	<u>\$ 2,540</u>
Motor License Fund	\$ 216,436	\$ 28,977	\$ 51,272	\$ 22,405	\$ 12,560	\$ 11,075	\$ 8,892
Lottery Fund	4,244	4,249	4,040	4,669	4,504	4,161	4,759
Adjustment to LF Beginning Balance.....	-1	2	0	0	0	0	0
Special Funds	<u>\$ 220,679</u>	<u>\$ 33,228</u>	<u>\$ 55,312</u>	<u>\$ 27,074</u>	<u>\$ 17,064</u>	<u>\$ 15,236</u>	<u>\$ 13,651</u>
REVENUES							
General Fund:							
Corporation Taxes.....	\$ 3,397,543	\$ 3,400,500	\$ 3,692,500	\$ 3,877,900	\$ 3,762,700	\$ 3,466,300	\$ 3,182,400
Personal Income Tax.....	14,095,522	14,741,700	15,466,900	15,929,400	16,680,200	17,290,400	17,832,300
Sales and Use Tax.....	11,099,649	11,595,200	12,213,000	12,560,000	12,530,500	12,904,400	13,258,200
All Other Revenues/Taxes.....	6,265,164	5,959,400	5,927,400	5,944,300	5,967,800	5,983,300	5,996,800
Less Refunds.....	-1,306,000	-1,306,000	-1,316,000	-1,326,000	-1,336,000	-1,346,000	-1,356,000
Total General Fund.....	<u>\$ 33,551,878</u>	<u>\$ 34,390,800</u>	<u>\$ 35,983,800</u>	<u>\$ 36,985,600</u>	<u>\$ 37,605,200</u>	<u>\$ 38,298,400</u>	<u>\$ 38,913,700</u>
Motor License Fund.....	2,849,251	2,886,900	2,911,900	2,927,700	2,944,700	2,972,800	2,971,100
Lottery Fund.....	1,930,647	1,825,381	1,859,527	1,847,988	1,841,199	1,834,868	1,828,843
Federal Funds.....	30,265,192	30,509,695	30,751,462	31,176,076	31,256,692	31,565,864	31,749,258
Other Funds.....	17,278,095	17,343,110	17,640,188	17,465,110	17,547,408	17,703,998	17,779,239
Total Revenues and Balances.....	<u>\$ 86,062,258</u>	<u>\$ 86,998,112</u>	<u>\$ 89,205,446</u>	<u>\$ 90,434,169</u>	<u>\$ 91,216,035</u>	<u>\$ 92,394,305</u>	<u>\$ 93,258,331</u>
PROGRAM EXPENDITURES							
Direction and Supportive							
Services.....	\$ 2,314,010	\$ 2,360,579	\$ 2,424,601	\$ 2,405,260	\$ 2,408,230	\$ 2,411,289	\$ 2,406,296
Protection of Persons and							
Property.....	10,181,560	10,594,803	10,571,156	10,533,719	10,596,652	10,654,201	10,712,382
Education.....	17,392,338	18,047,809	18,616,100	18,925,775	19,072,917	19,215,879	19,345,378
Health and Human Services.....	43,544,068	43,284,408	44,695,928	45,705,379	46,172,971	46,931,278	47,532,888
Economic Development.....	2,183,323	2,310,883	2,273,595	2,256,881	2,232,194	2,233,017	2,233,914
Transportation.....	8,378,095	8,453,629	8,553,429	8,436,237	8,523,848	8,667,261	8,718,399
Recreation and Cultural Enrichment.....	720,269	812,193	823,375	820,933	822,403	824,447	827,766
Debt Service.....	1,249,380	1,276,155	1,289,027	1,402,892	1,442,399	1,514,895	1,543,145
Total Program Expenditures.....	<u>85,963,043</u>	<u>87,140,459</u>	<u>89,247,211</u>	<u>90,487,076</u>	<u>91,271,614</u>	<u>92,452,267</u>	<u>93,320,168</u>
Less General Fund Lapses.....	-200,000	-200,000	-75,000	-75,000	-75,000	-75,000	-75,000
Less Motor License Fund Lapses.....	-29,445	-2,000	0	0	0	0	0
Less Lottery Fund Lapses.....	-21,439	0	0	0	0	0	0
Total Operating Expenditures.....	<u>\$ 85,712,159</u>	<u>\$ 86,938,459</u>	<u>\$ 89,172,211</u>	<u>\$ 90,412,076</u>	<u>\$ 91,196,614</u>	<u>\$ 92,377,267</u>	<u>\$ 93,245,168</u>
Motor License and Lottery Fund							
Expenditures, Transfers and Reserves	0	0	0	0	0	0	0
Transfer to Budget Stabilization							
Reserve Fund.....	-316,872	-1,086	-1,540	-1,257	-1,046	-847	-426
ENDING BALANCES							
General Fund.....	<u>\$ 0</u>	<u>\$ 3,257</u>	<u>\$ 4,621</u>	<u>\$ 3,772</u>	<u>\$ 3,139</u>	<u>\$ 2,540</u>	<u>\$ 1,276</u>
Motor License Fund	<u>\$ 28,977</u>	<u>\$ 51,272</u>	<u>\$ 22,405</u>	<u>\$ 12,560</u>	<u>\$ 11,075</u>	<u>\$ 8,892</u>	<u>\$ 7,003</u>
Lottery Fund	<u>\$ 4,249</u>	<u>\$ 4,040</u>	<u>\$ 4,669</u>	<u>\$ 4,504</u>	<u>\$ 4,161</u>	<u>\$ 4,759</u>	<u>\$ 4,458</u>

Program Budget Summary

Seven Year Summary of Commonwealth Programs

The following is a summary for the seven Commonwealth Programs of 2018-19 actual expenditures, 2019-20 amounts available, 2020-21 amounts budgeted and future year estimates for all the operating funds and capital bond authorizations as presented in the 2020-21 Governor's Executive Budget. A breakdown of each Commonwealth Program by Category and Subcategory is shown on subsequent pages.

(Dollar Amounts in Thousands)

	2018-19 Actual	2019-20 Available	2020-21 Budget	2021-22 Estimated	2022-23 Estimated	2023-24 Estimated	2024-25 Estimated
Direction and Supportive Services							
General Fund.....	\$ 853,404	\$ 865,427	\$ 871,196	\$ 872,097	\$ 874,182	\$ 876,196	\$ 870,097
Motor License Fund.....	86,759	83,060	90,358	87,661	87,661	87,661	87,661
Lottery Fund.....	643,431	603,983	624,530	616,421	617,306	618,351	619,457
Federal Funds.....	16,303	16,820	65,211	65,211	65,211	65,211	65,211
Other Funds.....	714,113	791,289	773,306	763,870	763,870	763,870	763,870
Total Operating.....	\$ 2,314,010	\$ 2,360,579	\$ 2,424,601	\$ 2,405,260	\$ 2,408,230	\$ 2,411,289	\$ 2,406,296
Protection of Persons and Property							
General Fund.....	\$ 3,760,787	\$ 3,965,078	\$ 3,908,619	\$ 3,915,825	\$ 3,942,665	\$ 3,974,785	\$ 4,006,813
Motor License Fund.....	996,079	986,830	973,651	939,144	907,364	874,704	844,692
Lottery Fund.....	0	0	0	0	0	0	0
Federal Funds.....	849,890	956,952	908,368	898,172	898,172	898,172	898,172
Other Funds.....	4,574,804	4,685,943	4,780,518	4,780,578	4,848,451	4,906,540	4,962,705
Total Operating.....	\$ 10,181,560	\$ 10,594,803	\$ 10,571,156	\$ 10,533,719	\$ 10,596,652	\$ 10,654,201	\$ 10,712,382
Education							
General Fund.....	\$ 14,025,410	\$ 14,540,023	\$ 14,876,511	\$ 15,188,364	\$ 15,334,943	\$ 15,476,050	\$ 15,604,699
Motor License Fund.....	1,100	1,100	1,100	1,100	1,100	1,100	1,100
Lottery Fund.....	0	0	0	0	0	0	0
Federal Funds.....	2,470,522	2,616,760	2,654,301	2,652,420	2,652,420	2,652,420	2,652,420
Other Funds.....	895,306	889,926	1,084,188	1,083,891	1,084,454	1,086,309	1,087,159
Total Operating.....	\$ 17,392,338	\$ 18,047,809	\$ 18,616,100	\$ 18,925,775	\$ 19,072,917	\$ 19,215,879	\$ 19,345,378
Health and Human Services							
General Fund.....	\$ 13,195,204	\$ 13,597,254	\$ 14,753,031	\$ 15,327,825	\$ 15,731,370	\$ 16,170,039	\$ 16,600,872
Motor License Fund.....	0	0	0	0	0	0	0
Lottery Fund.....	1,143,220	1,050,702	1,063,461	1,060,825	1,053,329	1,045,012	1,038,780
Federal Funds.....	24,168,889	23,786,524	24,012,432	24,449,123	24,529,739	24,838,911	25,022,305
Other Funds.....	5,036,755	4,849,928	4,867,004	4,867,606	4,858,533	4,877,316	4,870,931
Total Operating.....	\$ 43,544,068	\$ 43,284,408	\$ 44,695,928	\$ 45,705,379	\$ 46,172,971	\$ 46,931,278	\$ 47,532,888
Economic Development							
General Fund.....	\$ 230,327	\$ 255,630	\$ 231,230	\$ 242,503	\$ 242,503	\$ 242,503	\$ 242,503
Motor License Fund.....	750	500	500	500	500	500	500
Lottery Fund.....	0	0	0	0	0	0	0
Federal Funds.....	769,708	801,131	793,821	793,821	793,821	793,821	793,821
Other Funds.....	1,182,538	1,253,622	1,248,044	1,220,057	1,195,370	1,196,193	1,197,090
Total Operating.....	\$ 2,183,323	\$ 2,310,883	\$ 2,273,595	\$ 2,256,881	\$ 2,232,194	\$ 2,233,017	\$ 2,233,914
Transportation							
General Fund.....	\$ 0	\$ 1,900	\$ 0	\$ 0	\$ 0	\$ 0	\$ 0
Motor License Fund.....	1,920,983	1,734,666	1,814,523	1,848,055	1,888,817	1,956,306	1,984,483
Lottery Fund.....	165,429	170,907	170,907	170,907	170,907	170,907	170,907
Federal Funds.....	1,932,209	2,262,811	2,248,136	2,248,136	2,248,136	2,248,136	2,248,136
Other Funds.....	4,359,474	4,283,345	4,319,863	4,169,139	4,215,988	4,291,912	4,314,873
Total Operating.....	\$ 8,378,095	\$ 8,453,629	\$ 8,553,429	\$ 8,436,237	\$ 8,523,848	\$ 8,667,261	\$ 8,718,399

Program Budget Summary

Seven Year Summary of Commonwealth Programs

The following is a summary for the seven Commonwealth Programs of 2018-19 actual expenditures, 2019-20 amounts available, 2020-21 amounts budgeted and future year estimates for all the operating funds and capital bond authorizations as presented in the 2020-21 Governor's Executive Budget. A breakdown of each Commonwealth Program by Category and Subcategory is shown on subsequent pages.

(Dollar Amounts in Thousands)

	2018-19 Actual	2019-20 Available	2020-21 Budget	2021-22 Estimated	2022-23 Estimated	2023-24 Estimated	2024-25 Estimated
Recreation and Cultural Enrichment							
General Fund.....	\$ 217,600	\$ 218,595	\$ 250,264	\$ 249,935	\$ 249,935	\$ 249,935	\$ 252,935
Motor License Fund.....	7,000	7,000	7,000	7,000	7,000	7,000	7,000
Lottery Fund.....	0	0	0	0	0	0	0
Federal Funds.....	57,671	68,697	69,193	69,193	69,193	69,193	69,193
Other Funds.....	437,998	517,901	496,918	494,805	496,275	498,319	498,638
Total Operating.....	\$ 720,269	\$ 812,193	\$ 823,375	\$ 820,933	\$ 822,403	\$ 824,447	\$ 827,766
Debt Service							
General Fund.....	\$ 1,118,789	\$ 1,151,550	\$ 1,165,045	\$ 1,263,643	\$ 1,304,189	\$ 1,383,644	\$ 1,411,619
Motor License Fund.....	53,484	53,449	53,635	54,085	53,743	47,712	47,553
Lottery Fund.....	0	0	0	0	0	0	0
Federal Funds.....	0	0	0	0	0	0	0
Other Funds.....	77,107	71,156	70,347	85,164	84,467	83,539	83,973
Total Operating.....	\$ 1,249,380	\$ 1,276,155	\$ 1,289,027	\$ 1,402,892	\$ 1,442,399	\$ 1,514,895	\$ 1,543,145
Capital Bond Authorizations...	\$ 0	\$ 0	\$ 1,052,918	\$ 965,815	\$ 932,055	\$ 887,263	\$ 880,499
Program Total.....	\$ 1,249,380	\$ 1,276,155	\$ 2,341,945	\$ 2,368,707	\$ 2,374,454	\$ 2,402,158	\$ 2,423,644
COMMONWEALTH TOTALS							
General Fund.....	\$ 33,401,521	\$ 34,595,457	\$ 36,055,896	\$ 37,060,192	\$ 37,679,787	\$ 38,373,152	\$ 38,989,538
Motor License Fund.....	3,066,155	2,866,605	2,940,767	2,937,545	2,946,185	2,974,983	2,972,989
Lottery Fund.....	1,952,080	1,825,592	1,858,898	1,848,153	1,841,542	1,834,270	1,829,144
Federal Funds.....	30,265,192	30,509,695	30,751,462	31,176,076	31,256,692	31,565,864	31,749,258
Other Funds.....	17,278,095	17,343,110	17,640,188	17,465,110	17,547,408	17,703,998	17,779,239
Total Operating.....	\$ 85,963,043	\$ 87,140,459	\$ 89,247,211	\$ 90,487,076	\$ 91,271,614	\$ 92,452,267	\$ 93,320,168
Capital Bond Authorizations...	\$ 0	\$ 0	\$ 1,052,918	\$ 965,815	\$ 932,055	\$ 887,263	\$ 880,499
Program Total.....	\$ 85,963,043	\$ 87,140,459	\$ 90,300,129	\$ 91,452,891	\$ 92,203,669	\$ 93,339,530	\$ 94,200,667

Program Budget Summary

Direction and Supportive Services

The goal of this commonwealth program is to provide an efficient and effective administrative support system through which the goals and objectives of commonwealth programs can be attained. This commonwealth program supports the administration's goals to streamline state government and achieve efficiencies.

Centralized functions affecting all agencies comprise this program. Administrative costs specifically related to particular programs usually appear in a program subcategory to which they relate.

The agencies in this program include the Governor's Office, Executive Offices, Lieutenant Governor, Auditor General, Treasury, departments of General Services and Revenue, Ethics Commission, Health Care Cost Containment Council, the State Employees' Retirement System, Government Support Agencies and the Legislature.

Contribution by Category and Subcategory

General Fund and Special Funds

(Dollar Amounts in Thousands)

	2018-19	2019-20	2020-21	2021-22	2022-23	2023-24	2024-25
	Actual	Available	Budget	Estimated	Estimated	Estimated	Estimated
Administrative and Support Services.....	\$ 143,507	\$ 148,389	\$ 142,737	\$ 142,638	\$ 142,638	\$ 142,737	\$ 142,638
Executive Direction.....	71,501	68,295	61,665	61,566	61,566	61,665	61,566
Ethics Commission.....	2,750	3,015	3,170	3,170	3,170	3,170	3,170
Legal Services.....	4,222	5,673	6,496	6,496	6,496	6,496	6,496
Health Care Reporting.....	3,355	3,355	3,355	3,355	3,355	3,355	3,355
Government Support Agencies.....	61,679	68,051	68,051	68,051	68,051	68,051	68,051
Fiscal Management.....	\$ 968,748	\$ 923,756	\$ 957,920	\$ 948,114	\$ 951,084	\$ 954,044	\$ 949,150
Revenue Collection and Administration.....	854,135	811,961	842,368	832,562	835,447	838,492	833,598
Disbursement.....	71,708	72,930	76,277	76,277	76,277	76,277	76,277
Auditing.....	42,905	38,865	39,275	39,275	39,360	39,275	39,275
Physical Facilities and Commodities Management.....	\$ 130,134	\$ 128,977	\$ 134,069	\$ 134,069	\$ 134,069	\$ 134,069	\$ 134,069
Facility, Property and Commodity Management.....	130,134	128,977	134,069	134,069	134,069	134,069	134,069
Legislative Processes.....	\$ 340,135	\$ 350,220	\$ 350,220	\$ 350,220	\$ 350,220	\$ 350,220	\$ 350,220
Legislature.....	340,135	350,220	350,220	350,220	350,220	350,220	350,220
Interstate Relations.....	\$ 1,070	\$ 1,128	\$ 1,138	\$ 1,138	\$ 1,138	\$ 1,138	\$ 1,138
Interstate Relations.....	1,070	1,128	1,138	1,138	1,138	1,138	1,138
PROGRAM TOTAL.....	\$ 1,583,594	\$ 1,552,470	\$ 1,586,084	\$ 1,576,179	\$ 1,579,149	\$ 1,582,208	\$ 1,577,215

Protection of Persons and Property

The goal of this commonwealth program is to provide an environment and a social system in which the lives and property of individuals and organizations are protected from natural and human-made disasters and from illegal and unfair actions. This commonwealth program supports the administration's goal to protect the public health and safety of Pennsylvania's citizens.

This program addresses the substantive areas of consumer and environmental protection, certain regulatory activities, the criminal justice system and mitigation of the effects of disasters. Within these broad areas, the State Police, Department of Banking and Securities, Attorney General, Department of Criminal Justice, Commission on Crime and Delinquency, Public Utility Commission, Liquor Control Board, Pennsylvania Emergency Management Agency, the Judiciary, Milk Marketing Board, Department of State and the Insurance Department deal almost entirely with protection of persons and property. Several agencies such as the Executive Offices and the departments of Environmental Protection, Agriculture, Labor and Industry, Military and Veterans Affairs and Transportation are more diversified and some of their activities are included in this program as well as in other commonwealth programs.

Contribution by Category and Subcategory

General Fund and Special Funds

(Dollar Amounts in Thousands)

	2018-19	2019-20	2020-21	2021-22	2022-23	2023-24	2024-25
	Actual	Available	Budget	Estimated	Estimated	Estimated	Estimated
General Administration and Support \$	50,439	49,284	77,483	77,483	77,483	77,483	77,483
Criminal and Juvenile Justice Planning.....	30,806	33,241	58,142	58,142	58,142	58,142	58,142
Environmental Support Services.....	19,633	16,043	19,341	19,341	19,341	19,341	19,341
Public Protection and Law Enforcement \$	1,376,395	1,438,020	1,369,543	1,363,095	1,363,385	1,362,794	1,364,852
State Police.....	1,076,379	1,106,283	1,009,930	1,005,920	1,005,920	1,005,920	1,005,920
Attorney General.....	105,216	114,190	124,081	124,081	124,081	124,081	124,081
Highway Safety Administration and Licensing.....	194,800	217,547	235,532	233,094	233,384	232,793	234,851
Control and Reduction of Crime \$	2,562,064	2,690,683	2,617,403	2,603,929	2,598,699	2,598,750	2,598,698
Incarcerated Individuals.....	2,388,742	2,515,064	2,443,860	2,431,431	2,425,001	2,425,052	2,425,000
Reentry into Communities.....	173,322	175,619	173,543	172,498	173,698	173,698	173,698
Juvenile Crime Prevention \$	21,940	21,988	22,093	22,093	22,093	22,093	22,093
Reintegration of Juvenile Delinquents.....	21,940	21,988	22,093	22,093	22,093	22,093	22,093
Adjudication of Defendants \$	355,503	355,789	355,826	355,826	355,826	355,826	355,826
State Judicial System.....	355,503	355,789	355,826	355,826	355,826	355,826	355,826
Public Order and Community Safety \$	45,263	47,343	50,370	43,023	43,023	43,023	43,023
Emergency Management.....	20,244	13,771	13,908	11,899	11,899	11,899	11,899
State Military Readiness.....	25,019	33,572	36,462	31,124	31,124	31,124	31,124
Protection From Natural Hazards and Disasters \$	138,906	121,678	155,009	156,987	156,987	156,987	156,987
Environmental Protection and Management.....	138,906	121,678	155,009	156,987	156,987	156,987	156,987
Consumer Protection \$	174,426	196,962	203,073	201,063	201,063	201,063	201,073
Consumer Protection.....	11,163	14,207	18,096	16,086	16,086	16,086	16,096
Insurance Industry Regulation.....	0	0	7,000	7,000	7,000	7,000	7,000
Protection and Development of Agricultural Industries.....	163,263	182,755	177,977	177,977	177,977	177,977	177,977
Community and Occupational Safety and Stability \$	21,629	19,854	20,899	20,899	20,899	20,899	20,899
Community and Occupational Safety and Stability.....	18,853	16,746	17,523	17,523	17,523	17,523	17,523
Fire Prevention and Safety.....	2,776	3,108	3,376	3,376	3,376	3,376	3,376
Prevention & Elimination of Discriminatory Practices \$	10,301	10,307	10,571	10,571	10,571	10,571	10,571
Prevention & Elimination of Discriminatory Practices.....	10,301	10,307	10,571	10,571	10,571	10,571	10,571
PROGRAM TOTAL	<u>4,756,866</u>	<u>4,951,908</u>	<u>4,882,270</u>	<u>4,854,969</u>	<u>4,850,029</u>	<u>4,849,489</u>	<u>4,851,505</u>

Program Budget Summary

Education

The goal of this commonwealth program is to provide a system of learning experiences and opportunities that will permit each individual to achieve his or her full potential intellectual development through high-quality basic education and special education programs, and through high-quality career and technical education and higher education. This commonwealth program supports the administration's goals to support an agenda for excellence, a world-class education that enables all Pennsylvania children to achieve their full potential, and to expand educational opportunities and alternative pathways to teaching and leadership.

This commonwealth program is financed primarily through the Department of Education. Other agencies providing support are the departments of Health, Human Services, Revenue, and Labor and Industry, and the Higher Education Assistance Agency and the Tax Equalization Board.

Contribution by Category and Subcategory

General Fund and Special Funds

(Dollar Amounts in Thousands)

	2018-19	2019-20	2020-21	2021-22	2022-23	2023-24	2024-25
	Actual	Available	Budget	Estimated	Estimated	Estimated	Estimated
Educational Support Services \$	30,687	\$ 32,063	\$ 35,631	\$ 35,631	\$ 35,631	\$ 35,631	\$ 35,631
Education Support Services.....	30,687	32,063	35,631	35,631	35,631	35,631	35,631
Basic Education \$	12,310,621	\$ 12,741,197	\$ 13,018,350	\$ 13,330,203	\$ 13,476,782	\$ 13,617,889	\$ 13,746,538
PreK-12 Education.....	12,293,823	12,723,977	13,002,098	13,313,951	13,460,530	13,601,637	13,730,286
Public Utility Realty Payments.....	16,798	17,220	16,252	16,252	16,252	16,252	16,252
Higher Education \$	1,685,202	\$ 1,767,863	\$ 1,823,630	\$ 1,823,630	\$ 1,823,630	\$ 1,823,630	\$ 1,823,630
Higher Education.....	1,362,541	1,398,481	1,411,431	1,411,431	1,411,431	1,411,431	1,411,431
Financial Assistance to Students.....	293,894	340,503	381,876	381,876	381,876	381,876	381,876
Financial Assistance to Institutions.....	28,767	28,879	30,323	30,323	30,323	30,323	30,323
PROGRAM TOTAL \$	14,026,510	\$ 14,541,123	\$ 14,877,611	\$ 15,189,464	\$ 15,336,043	\$ 15,477,150	\$ 15,605,799

Program Budget Summary

Health and Human Services

The goals of this commonwealth program are to ensure access to quality medical care for all citizens, support people seeking self-sufficiency, provide military readiness and assistance to veterans and maximize opportunities for individuals and families to participate in society.

This program addresses the following substantive areas: research; prevention and treatment of physical, mental health and intellectual disabilities; maternal and child health care; financial assistance for older Pennsylvanians, medically needy individuals and families in transition; and other programs to address the various issues individuals encounter in a complex society.

These activities are primarily the responsibility of the departments of Health and Human Services with contributions by the departments of Agriculture, Labor and Industry, Military and Veterans Affairs, and Revenue.

Contribution by Category and Subcategory

General Fund and Special Funds

(Dollar Amounts in Thousands)

	2018-19	2019-20	2020-21	2021-22	2022-23	2023-24	2024-25
	Actual	Available	Budget	Estimated	Estimated	Estimated	Estimated
Human Services Support	\$ 180,847	\$ 194,840	\$ 215,512	\$ 225,712	\$ 225,712	\$ 225,712	\$ 225,712
Human Services Support.....	180,847	194,840	215,512	225,712	225,712	225,712	225,712
Social Development of Individuals	\$ 1,846,941	\$ 1,881,376	\$ 1,887,355	\$ 2,026,754	\$ 2,194,414	\$ 2,219,936	\$ 2,288,718
Human Services.....	1,358,671	1,405,802	1,396,355	1,436,343	1,578,588	1,578,674	1,622,001
Child Development.....	488,270	475,574	491,000	590,411	615,826	641,262	666,717
Support of Older Pennsylvanians	\$ 770,865	\$ 713,189	\$ 710,995	\$ 721,359	\$ 713,863	\$ 711,546	\$ 704,314
Community Services for Older Pennsylvanians.....	364,665	324,889	326,895	336,459	338,063	339,746	341,514
Homeowners and Renters Assistance.....	251,200	243,300	239,100	234,900	230,800	226,800	222,800
Pharmaceutical Assistance.....	155,000	145,000	145,000	150,000	145,000	145,000	140,000
Income Maintenance	\$ 500,269	\$ 498,575	\$ 555,019	\$ 559,646	\$ 563,505	\$ 567,962	\$ 573,068
Income Maintenance.....	478,231	475,793	531,281	531,281	531,281	531,281	531,281
Workers Compensation and Unemployment Assistance..	795	712	597	597	597	597	597
Military Compensation and Assistance.....	21,243	22,070	23,141	27,768	31,627	36,084	41,190
Physical Health Treatment	\$ 8,119,792	\$ 8,317,416	\$ 9,142,876	\$ 9,499,328	\$ 9,631,762	\$ 9,929,573	\$ 10,177,104
Medical Assistance and Health Care Delivery.....	4,603,801	3,982,327	4,677,846	4,652,366	4,676,812	4,683,032	4,670,926
Long-Term Living.....	3,144,431	3,957,800	4,106,211	4,476,643	4,585,937	4,877,528	5,137,165
Health Treatment Services.....	13,457	13,557	10,797	10,797	10,797	10,797	10,797
Health Support Services.....	56,747	57,318	57,839	57,839	56,533	56,533	56,533
Health Research.....	15,840	9,200	100	100	100	100	100
Emergency Food Assistance.....	21,767	21,767	22,767	22,767	22,767	22,767	22,767
Prevention and Treatment of Drug and Alcohol Abuse....	46,596	47,389	47,664	47,664	47,664	47,664	47,664
Preventive Health.....	113,014	123,368	119,684	121,684	121,684	121,684	121,684
Veterans Homes.....	104,139	104,690	99,968	109,468	109,468	109,468	109,468
Mental Health and Substance Use Services	\$ 835,010	\$ 861,270	\$ 906,310	\$ 906,310	\$ 906,310	\$ 906,310	\$ 906,310
Mental Health and Substance Use Services.....	835,010	861,270	906,310	906,310	906,310	906,310	906,310
Intellectual Disabilities	\$ 2,084,700	\$ 2,181,290	\$ 2,398,425	\$ 2,449,541	\$ 2,549,133	\$ 2,654,012	\$ 2,764,426
Intellectual Disabilities.....	2,084,700	2,181,290	2,398,425	2,449,541	2,549,133	2,654,012	2,764,426
PROGRAM TOTAL	\$ 14,338,424	\$ 14,647,956	\$ 15,816,492	\$ 16,388,650	\$ 16,784,699	\$ 17,215,051	\$ 17,639,652

Economic Development

The goal of this commonwealth program is to invest public resources to create jobs for Pennsylvanians. To do so, this program offers a variety of grants, loans and loan guarantees designed to stimulate economic investment, growth and expanded employment. This commonwealth program supports the administration's goal to create and maintain a business climate in which good, family-sustaining jobs can grow and communities can prosper.

This program works in tandem with numerous state authorities and agencies to aggregate and strategically invest resources to expand and retain Pennsylvania-based firms and attract new companies to the commonwealth that will offer Pennsylvania's communities stability, vitality and job opportunities. This program leverages workforce and community development resources that together with business investment enable Pennsylvania to compete on behalf of and for its business partners.

The total efforts of the Department of Community and Economic Development, the Pennsylvania Economic Development Financing Authority and the Infrastructure Investment Authority (PENNVEST) are devoted to this program. The Executive Offices, Auditor General, Housing Finance Agency, and the departments of Education, Labor and Industry, and Revenue also contribute to this program.

Contribution by Category and Subcategory

General Fund and Special Funds

(Dollar Amounts in Thousands)

	2018-19	2019-20	2020-21	2021-22	2022-23	2023-24	2024-25
	Actual	Available	Budget	Estimated	Estimated	Estimated	Estimated
Economic Development and Job Creation \$	53,176 \$	64,865 \$	60,757 \$	66,780 \$	66,780 \$	66,780 \$	66,780
Job Creation, Business Growth and Attraction.....	53,176	64,865	60,757	66,780	66,780	66,780	66,780
Global Economic Development \$	5,871 \$	5,871 \$	5,936 \$	5,936 \$	5,936 \$	5,936 \$	5,936
Pennsylvania Worldwide.....	5,871	5,871	5,936	5,936	5,936	5,936	5,936
Innovative Economic Development \$	39,480 \$	39,730 \$	58,630 \$	58,630 \$	58,630 \$	58,630 \$	58,630
Pennsylvania Innovation Economy.....	39,480	39,730	58,630	58,630	58,630	58,630	58,630
Workforce Investment \$	61,098 \$	63,777 \$	61,777 \$	61,777 \$	61,777 \$	61,777 \$	61,777
Workforce Development.....	12,313	12,563	10,563	10,563	10,563	10,563	10,563
Vocational Rehabilitation.....	48,785	51,214	51,214	51,214	51,214	51,214	51,214
Commonwealth Economic Assets \$	20,646 \$	20,166 \$	6,098 \$	6,098 \$	6,098 \$	6,098 \$	6,098
PA Happiness.....	20,646	20,166	6,098	6,098	6,098	6,098	6,098
Community Development \$	50,806 \$	61,721 \$	38,532 \$	43,782 \$	43,782 \$	43,782 \$	43,782
Pennsylvania Communities.....	38,645	49,254	26,767	32,017	32,017	32,017	32,017
Public Utility Realty Payments.....	12,161	12,467	11,765	11,765	11,765	11,765	11,765
PROGRAM TOTAL \$	231,077 \$	256,130 \$	231,730 \$	243,003 \$	243,003 \$	243,003 \$	243,003

Transportation

The goal of this commonwealth program is to provide a system for the fast, convenient, efficient and safe movement of individuals and goods within the commonwealth that is interfaced with a national and international system of transportation. This commonwealth program supports the administration's goal to create and maintain a business climate in which good, family-sustaining jobs can grow and communities can prosper.

Transportation systems are developed to serve the needs of citizens, commerce and industry and are financed through the Department of Transportation.

Contribution by Category and Subcategory

General Fund and Special Funds

(Dollar Amounts in Thousands)

	2018-19	2019-20	2020-21	2021-22	2022-23	2023-24	2024-25
	Actual	Available	Budget	Estimated	Estimated	Estimated	Estimated
Transportation Systems and Services	\$ 2,086,412	\$ 1,907,473	\$ 1,985,430	\$ 2,018,962	\$ 2,059,724	\$ 2,127,213	\$ 2,155,390
Transportation Support Services.....	62,671	66,821	66,400	66,400	66,400	66,400	66,400
Highways and Bridges.....	1,517,675	1,366,169	1,434,661	1,446,981	1,488,158	1,555,724	1,584,790
Local Highway and Bridge Assistance.....	340,637	303,576	313,462	334,674	334,259	334,182	333,293
Multimodal Transportation.....	165,429	170,907	170,907	170,907	170,907	170,907	170,907
PROGRAM TOTAL	\$ 2,086,412	\$ 1,907,473	\$ 1,985,430	\$ 2,018,962	\$ 2,059,724	\$ 2,127,213	\$ 2,155,390

Recreation and Cultural Enrichment

The goal of this commonwealth program is to improve the quality of life in Pennsylvania's urban, suburban and rural communities. This program focuses resources on our recreational and cultural amenities ensuring that Pennsylvanians can fully enjoy the natural beauty of the commonwealth. This program also ensures that residents and visitors can explore the diversity of cultural traditions, the creativity of our artistic community and the bountiful history of our state and its prominence in forming the heritage of our nation.

In working toward these broad commonwealth program goals, the Department of Conservation and Natural Resources undertakes a wide variety of activities in the development and provision of outdoor recreational opportunities. The Department of Education conducts a program to develop a system of local, county and regional public libraries, including the operation of the State Library at Harrisburg, and provides recreational opportunities through local school districts. The Historical and Museum Commission provides state and local museum assistance.

In addition, the Fish and Boat Commission, Game Commission and Council on the Arts contribute to this commonwealth program.

Contribution by Category and Subcategory

General Fund and Special Funds

(Dollar Amounts in Thousands)

	2018-19	2019-20	2020-21	2021-22	2022-23	2023-24	2024-25
	Actual	Available	Budget	Estimated	Estimated	Estimated	Estimated
Recreation \$	129,653	124,178	152,861	152,532	152,532	152,532	155,532
Parks and Forests Management.....	129,653	124,178	152,861	152,532	152,532	152,532	155,532
Cultural Enrichment \$	94,947	101,417	104,403	104,403	104,403	104,403	104,403
State Historical Preservation.....	20,353	21,555	22,799	22,799	22,799	22,799	22,799
Local Museum Assistance.....	2,000	2,000	2,000	2,000	2,000	2,000	2,000
Development of Artists and Audiences.....	10,464	10,474	12,061	12,061	12,061	12,061	12,061
State Library Services.....	62,130	67,388	67,543	67,543	67,543	67,543	67,543
PROGRAM TOTAL \$	224,600	225,595	257,264	256,935	256,935	256,935	259,935

Debt Service

The goal of this commonwealth program is to provide sufficient financial resources necessary to meet the timely payment of commonwealth debt obligations. Debt financing is used by the commonwealth to finance its capital programs and voter-approved bond referenda and to fund certain disaster relief programs. Most long-term financing of the commonwealth is provided by the issuance of general obligation debt. Debt financing is utilized by all other commonwealth programs to support the goals of each of the commonwealth's program categories.

The Treasury Department participates in this program.

Contribution by Category and Subcategory

General Fund and Special Funds

(Dollar Amounts in Thousands)

	2018-19	2019-20	2020-21	2021-22	2022-23	2023-24	2024-25
	Actual	Available	Budget	Estimated	Estimated	Estimated	Estimated
Debt Service.....	\$ 1,172,273	\$ 1,204,999	\$ 1,218,680	\$ 1,317,728	\$ 1,357,932	\$ 1,431,356	\$ 1,459,172
Debt Service.....	1,172,273	1,204,999	1,218,680	1,317,728	1,357,932	1,431,356	1,459,172
PROGRAM TOTAL.....	\$ 1,172,273	\$ 1,204,999	\$ 1,218,680	\$ 1,317,728	\$ 1,357,932	\$ 1,431,356	\$ 1,459,172

– THIS PAGE INTENTIONALLY LEFT BLANK –



Commonwealth of Pennsylvania

Governor's Executive Budget

SUMMARY

BY

FUND

– THIS PAGE INTENTIONALLY LEFT BLANK –



GENERAL FUND

The General Fund is the major operating fund of the commonwealth. It receives all tax receipts and other types of revenue not specified by law to be placed in special funds. Except for certain restricted receipts, the income of the General Fund is appropriated in specific amounts for the ordinary programs of government.

Pennsylvania's major sources of General Fund revenues are corporation taxes, consumption taxes, the Personal Income Tax and nontax revenues.

– THIS PAGE INTENTIONALLY LEFT BLANK –

Financial Statement

The following financial statement and accompanying notes are a summary of the General Fund revenues and expenditures for the 2018-19 actual year, 2019-20 available year and 2020-21 budget year. The financial statement excludes augmentations and Federal funds that are detailed in subsequent tables.

(Dollar Amounts in Thousands)

	2018-19 Actual	2019-20 Available	2020-21 Estimated
Beginning Balance	\$ 22,362	\$ 0	\$ 3,257
Adjustment to Beginning Balance.....	-55,847	9,000	0
Adjusted Beginning Balance	\$ -33,485	\$ 9,000	\$ 3,257
Revenue:			
Revenue Receipts.....	\$34,857,878	\$35,696,800	\$37,299,800
Less Refunds.....	-1,306,000	-1,306,000	-1,316,000
Total Revenue.....	\$33,551,878	\$34,390,800	\$35,983,800
Prior Year Lapses.....	200,000	200,000	75,000
Funds Available	\$33,718,393	\$34,599,800	\$36,062,057
Expenditures:			
Appropriations.....	\$33,401,521	\$34,007,687	\$36,055,896
Supplemental Appropriations.....	0	587,770	0
Total State Expenditures.....	\$33,401,521	\$34,595,457	\$36,055,896
Preliminary Balance.....	\$ 316,872	\$ 4,343	\$ 6,161
Less Transfer to Budget Stabilization			
Reserve Fund.....	-316,872	-1,086	-1,540
Ending Balance	<u>\$ 0</u>	<u>\$ 3,257</u>	<u>\$ 4,621</u>

NOTES ON FINANCIAL STATEMENT
(Dollar Amounts in Thousands)

PROPOSED TAX AND REVENUE MODIFICATIONS

	2020-21 Estimated
Tax Revenue:	
Corporate Net Income Tax (CNIT)	\$ 239,500
Effective for tax years beginning on or after January 1, 2021, cap Net Operating Losses at 40% of taxable income accompanied by mandatory combined reporting. Effective for tax years beginning on or after January 1, 2021, the CNIT rate is proposed to be reduced from 9.99% to 8.99%. The CNIT rate is proposed to be further reduced to 8.29% in 2022; 7.49% in 2023; 6.99% in 2024; and 5.99% in 2025 and thereafter.	
TOTAL PROPOSED TAX AND REVENUE MODIFICATIONS	<u>\$ 239,500</u>

This budget proposes the following transfers in 2020-21:

Transfer to Commonwealth Financing Agency	\$ -5,300
An additional transfer of funds from the Sales and Use Tax to a restricted account to provide for school construction (PlanCon) debt service payments related to 2020-21 obligations is proposed.	
Transfer to Tobacco Settlement Fund	\$ -115,300
A transfer of funds from the Cigarette Tax to the Tobacco Settlement Fund to replace monies deducted from the Master Settlement Agreement for deposit in the Tobacco Revenue Bond Debt Service Account is proposed.	
Transfer to Environmental Stewardship Fund	\$ -13,800
A transfer of funds from the Personal Income Tax to the Environmental Stewardship Fund for Growing Greener debt service payments is proposed.	

This budget proposes the following modifications in 2020-21:

Effective July 1, 2020, an increase in the minimum wage from \$7.25 per hour to \$12.00 per hour is proposed. The minimum wage increases annually by \$0.50 per hour each July 1 until it reaches \$15.00 per hour on July 1, 2026. The increase includes tipped workers currently making less than minimum wage. The proposal will generate \$133.3 million in combined personal income and sales and use tax revenue in 2020-21.

A modification of the transfer of video gaming terminal tax revenues from the Video Gaming Fund is proposed. The proposal allows appropriations for administration and reimbursement of startup costs, net of regulatory assessments, to be deducted from the amount of the transfer. The proposal will reduce the General Fund share of video gaming terminal tax revenue by \$2.2 million in 2020-21.

This budget proposes the following transfer in 2024-25:

A transfer of \$165.0 million from the Personal Income Tax to the Workers' Compensation Security Fund to repay a previous transfer is proposed.

NOTES ON FINANCIAL STATEMENT

(Dollar Amounts in Thousands)

SUPPLEMENTAL APPROPRIATIONS

	2019-20 Available
STATE SUPPLEMENTALS	
Treasury	
Cash Management Loan Interest.....	\$ 5,000
Criminal Justice	
Medical Care.....	\$ 14,900
State Correctional Institutions.....	75,000
Criminal Justice Total	<u>\$ 89,900</u>
Human Services	
Supplemental Grants - Aged, Blind and Disabled.....	\$ -237
Medical Assistance - Capitation.....	165,820
Medical Assistance - Workers with Disabilities	12,156
Medical Assistance - Transportation.....	-6,019
Children's Health Insurance Program.....	-1,193
Medical Assistance - Long-Term Care.....	46,430
Medical Assistance - Community HealthChoices.....	208,213
Home and Community-Based Services.....	31,975
Long-Term Care Managed Care.....	4,785
Services to Persons with Disabilities.....	12,752
Attendant Care.....	-5,788
Intellectual Disabilities - Intermediate Care Facilities.....	10,437
Autism Intervention and Services.....	-2,500
Early Intervention.....	16,039
Human Services Total	<u>\$ 492,870</u>
TOTAL STATE SUPPLEMENTALS	<u><u>\$ 587,770</u></u>
FEDERAL SUPPLEMENTALS	
Emergency Management Agency	
Hazardous Materials Planning and Training.....	\$ 600
Human Services	
Medical Assistance - Fee-for-Service.....	\$ 20,288
Medical Assistance - Workers with Disabilities	13,066
Medical Assistance - Long-Term Care.....	42,137
Medical Assistance - Community HealthChoices.....	88,042
Medical Assistance - Home and Community-Based Services.....	13,132
Medical Assistance - Long-Term Care Managed Care.....	5,409
Medical Assistance - Services to Persons with Disabilities.....	6,480
Medical Assistance - ID/ICF.....	10,586
Medical Assistance - Community ID Waiver Program.....	4,791
Medical Assistance - Early Intervention.....	3,063
Human Services Total	<u>\$ 206,994</u>
Labor and Industry	
Lead Certification and Accreditation.....	\$ 247
WIOA - Statewide Activities.....	7,000
Labor and Industry Total	<u>\$ 7,247</u>
TOTAL FEDERAL SUPPLEMENTALS	<u><u>\$ 214,841</u></u>
TOTAL SUPPLEMENTALS	<u><u>\$ 802,611</u></u>

Summary by Department

	(Dollar Amounts in Thousands)		
	2018-19	2019-20	2020-21
	Actual	Available	Budget
Governor's Office			
General Government			
Governor's Office.....	\$ 6,548	\$ 6,872	\$ 7,516
TOTAL STATE FUNDS.....	\$ 6,548	\$ 6,872	\$ 7,516
Augmentations.....	1,224	1,498	2,100
DEPARTMENT TOTAL.....	<u>\$ 7,772</u>	<u>\$ 8,370</u>	<u>\$ 9,616</u>
Executive Offices			
General Government			
Office of Administration.....	\$ 6,156	\$ 9,724	\$ 10,588
Medicare Part B Penalties.....	100	0	0
Commonwealth Technology Services.....	16,954	0	0
Office of Inspector General.....	4,070	4,450	4,778
Inspector General - Welfare Fraud.....	11,883	12,027	13,214
Office of the Budget.....	19,903	19,199	20,187
Audit of the Auditor General.....	0	0	99
Office of General Counsel.....	4,222	5,673	6,496
Human Relations Commission.....	10,301	10,307	10,571
Council on the Arts.....	874	884	971
Juvenile Court Judges' Commission.....	2,995	3,043	3,148
Transfer to Census Outreach - Complete Count.....	0	4,000	0
Transfer to Nonprofit Security Grant Fund.....	0	5,000	0
Loan to Video Gaming Fund (EA).....	0	1,192	0
Subtotal.....	<u>\$ 77,458</u>	<u>\$ 75,499</u>	<u>\$ 70,052</u>
Grants and Subsidies			
Juvenile Probation Services.....	\$ 18,945	\$ 18,945	\$ 18,945
Law Enforcement Activities.....	3,000	3,000	3,000
Grants to the Arts.....	9,590	9,590	11,090
Subtotal.....	<u>\$ 31,535</u>	<u>\$ 31,535</u>	<u>\$ 33,035</u>
TOTAL STATE FUNDS.....	\$ 108,993	\$ 107,034	\$ 103,087
Federal Funds.....	18,683	19,200	67,591
Augmentations.....	392,742	451,792	447,651
Restricted.....	22,568	17,776	17,649
DEPARTMENT TOTAL.....	<u>\$ 542,986</u>	<u>\$ 595,802</u>	<u>\$ 635,978</u>
Commission on Crime and Delinquency			
General Government			
Commission on Crime and Delinquency.....	\$ 7,350	\$ 9,735	\$ 18,035
Violence and Delinquency Prevention Programs.....	3,989	4,039	4,039
Office of Safe Schools Advocate.....	0	0	379
Subtotal.....	<u>\$ 11,339</u>	<u>\$ 13,774</u>	<u>\$ 22,453</u>
Grants and Subsidies			
Improvement of Adult Probation Services.....	\$ 0	\$ 0	\$ 16,222
Victims of Juvenile Offenders.....	1,300	1,300	1,300
Intermediate Punishment Treatment Programs.....	18,167	18,167	18,167
Subtotal.....	<u>\$ 19,467</u>	<u>\$ 19,467</u>	<u>\$ 35,689</u>
TOTAL STATE FUNDS.....	\$ 30,806	\$ 33,241	\$ 58,142

Summary by Department (continued)

	(Dollar Amounts in Thousands)		
	2018-19	2019-20	2020-21
	Actual	Available	Budget
Federal Funds.....	158,902	191,185	189,530
Augmentations.....	2,695	15,776	5,020
Restricted.....	23,443	32,635	24,631
DEPARTMENT TOTAL.....	\$ 215,846	\$ 272,837	\$ 277,323
Lieutenant Governor			
General Government			
Lieutenant Governor's Office.....	\$ 1,043	\$ 1,394	\$ 1,352
Board of Pardons.....	770	1,437	931
Subtotal.....	<u>\$ 1,813</u>	<u>\$ 2,831</u>	<u>\$ 2,283</u>
TOTAL STATE FUNDS.....	\$ 1,813	\$ 2,831	\$ 2,283
DEPARTMENT TOTAL.....	\$ 1,813	\$ 2,831	\$ 2,283
Attorney General			
General Government			
General Government Operations.....	\$ 46,496	\$ 47,496	\$ 48,998
Drug Law Enforcement.....	28,607	49,682	53,323
Local Drug Task Forces.....	13,644	0	0
Strategic Response Team.....	2,460	0	0
Joint Local-State Firearm Task Force.....	4,378	6,878	11,069
Witness Relocation.....	1,215	1,215	1,215
Child Predator Interception.....	5,375	5,375	5,929
Tobacco Law Enforcement.....	2,241	1,648	1,514
School Safety.....	600	1,696	1,833
Subtotal.....	<u>\$ 105,016</u>	<u>\$ 113,990</u>	<u>\$ 123,881</u>
Grants and Subsidies			
County Trial Reimbursement.....	\$ 200	\$ 200	\$ 200
TOTAL STATE FUNDS.....	\$ 105,216	\$ 114,190	\$ 124,081
Federal Funds.....	13,225	16,849	16,800
Augmentations.....	721	519	389
Restricted.....	50,228	64,121	63,107
DEPARTMENT TOTAL.....	\$ 169,390	\$ 195,679	\$ 204,377
Auditor General			
General Government			
Auditor General's Office.....	\$ 40,506	\$ 36,455	\$ 37,365
Special Financial Audits.....	500	500	0
Board of Claims.....	1,899	1,910	1,910
Subtotal.....	<u>\$ 42,905</u>	<u>\$ 38,865</u>	<u>\$ 39,275</u>
TOTAL STATE FUNDS.....	\$ 42,905	\$ 38,865	\$ 39,275
Augmentations.....	14,237	11,795	10,845
DEPARTMENT TOTAL.....	\$ 57,142	\$ 50,660	\$ 50,120
Treasury			
General Government			
General Government Operations.....	\$ 36,990	\$ 36,593	\$ 39,003
Board of Finance and Revenue.....	2,956	2,931	3,160

Summary by Department (continued)

	(Dollar Amounts in Thousands)		
	2018-19	2019-20	2020-21
	Actual	Available	Budget
Divestiture Reimbursement.....	39	40	83
Publishing Monthly Statements.....	15	10	5
Intergovernmental Organizations.....	1,070	1,128	1,138
Information Technology Modernization.....	1,000	0	0
Information Technology Cyber Security.....	0	1,000	1,000
Subtotal.....	<u>\$ 42,070</u>	<u>\$ 41,702</u>	<u>\$ 44,389</u>
Grants and Subsidies			
Law Enforcement & Emergency Response Personnel Death Benefit.....	\$ 2,980	\$ 2,980	\$ 2,980
Transfer to ABLE Fund.....	1,130	1,130	900
Subtotal.....	<u>\$ 4,110</u>	<u>\$ 4,110</u>	<u>\$ 3,880</u>
Debt Service			
Loan and Transfer Agent.....	\$ 40	\$ 40	\$ 40
Cash Management Loan Interest (EA).....	734	7,500	15,000
General Obligation Debt Service.....	1,118,000	1,144,000	1,150,000
Subtotal.....	<u>\$ 1,118,774</u>	<u>\$ 1,151,540</u>	<u>\$ 1,165,040</u>
TOTAL STATE FUNDS.....	<u>\$ 1,164,954</u>	<u>\$ 1,197,352</u>	<u>\$ 1,213,309</u>
Augmentations.....	9,522	7,808	7,608
DEPARTMENT TOTAL.....	<u>\$ 1,174,476</u>	<u>\$ 1,205,160</u>	<u>\$ 1,220,917</u>
Aging			
Federal Funds.....	158,702	126,154	104,717
DEPARTMENT TOTAL.....	<u>\$ 158,702</u>	<u>\$ 126,154</u>	<u>\$ 104,717</u>
Agriculture			
General Government			
General Government Operations.....	\$ 32,299	\$ 33,731	\$ 35,502
Spotted Lanternfly Control.....	3,000	0	0
Agricultural Preparedness and Response.....	0	4,000	4,000
Agricultural Excellence.....	1,331	2,800	2,800
Agricultural Business and Workforce Investment.....	0	4,500	4,500
Farmers' Market Food Coupons.....	2,079	2,079	2,079
Agricultural Research.....	2,187	2,187	0
Agricultural Promotion, Education and Exports.....	303	553	0
Hardwoods Research and Promotion.....	424	474	0
Subtotal.....	<u>\$ 41,623</u>	<u>\$ 50,324</u>	<u>\$ 48,881</u>
Grants and Subsidies			
Livestock and Consumer Health Protection.....	\$ 0	\$ 1,000	\$ 0
Animal Health and Diagnostic Commission.....	0	2,000	0
Livestock Show.....	215	215	0
Open Dairy Show.....	215	215	0
Youth Shows.....	169	169	169
State Food Purchase.....	19,688	19,688	18,188
Pennsylvania Agricultural Surplus System.....	0	0	2,500
Food Marketing and Research.....	494	494	0
Transfer to Nutrient Management Fund.....	2,714	6,200	6,200
Transfer to Conservation District Fund.....	869	869	869
Transfer to Agricultural College Land Scrip Fund.....	53,882	54,960	54,960
PA Preferred Program Trademark Licensing.....	605	3,205	3,205

Summary by Department (continued)

	(Dollar Amounts in Thousands)		
	2018-19	2019-20	2020-21
	Actual	Available	Budget
University of Pennsylvania - Veterinary Activities.....	31,039	31,660	31,660
University of Pennsylvania - Center for Infectious Disease.....	289	295	295
Subtotal.....	<u>\$ 110,179</u>	<u>\$ 120,970</u>	<u>\$ 118,046</u>
TOTAL STATE FUNDS.....	<u>\$ 151,802</u>	<u>\$ 171,294</u>	<u>\$ 166,927</u>
Federal Funds.....	97,353	95,253	94,970
Augmentations.....	9,441	8,962	9,724
Restricted.....	12,990	14,810	15,697
DEPARTMENT TOTAL.....	<u>\$ 271,586</u>	<u>\$ 290,319</u>	<u>\$ 287,318</u>
Banking and Securities			
Restricted.....	9,516	10,006	9,477
DEPARTMENT TOTAL.....	<u>\$ 9,516</u>	<u>\$ 10,006</u>	<u>\$ 9,477</u>
Community and Economic Development			
General Government			
General Government Operations.....	\$ 18,987	\$ 19,509	\$ 20,309
Center for Local Government Services.....	4,132	4,287	4,319
Office of Open Records.....	3,189	3,356	3,448
Office of International Business Development.....	5,871	5,871	5,936
Marketing to Attract Tourists.....	17,839	17,339	4,071
Marketing to Attract Business.....	2,007	2,027	2,027
Base Realignment and Closure.....	558	562	570
Regional Events Security and Support.....	850	0	0
Subtotal.....	<u>\$ 53,433</u>	<u>\$ 52,951</u>	<u>\$ 40,680</u>
Grants and Subsidies			
Transfer to Municipalities Financial Recovery Revolving Fund.....	\$ 1,000	\$ 4,500	\$ 4,500
Transfer to Ben Franklin Tech. Development Authority.....	14,500	14,500	19,500
Transfer to PA Economic Development Financing Authority.....	0	0	5,250
Invent Penn State.....	0	0	2,350
Intergovernmental Cooperation Authority - 3rd Class Cities.....	100	100	0
Pennsylvania First.....	15,000	32,000	12,000
WEDnetPA.....	0	0	10,000
Municipal Assistance Program.....	546	546	546
Keystone Communities.....	16,707	21,075	6,365
State Facility Closure Transition Program.....	0	0	5,000
Partnerships for Regional Economic Performance.....	9,880	9,880	9,880
Manufacturing PA.....	12,000	12,000	29,000
Strategic Management Planning Program.....	2,367	2,367	2,367
Tourism - Accredited Zoos.....	800	800	0
Infrastructure Technology Assistance Program.....	1,750	2,000	0
Super Computer Center.....	500	500	0
Powdered Metals.....	100	100	0
Rural Leadership Training.....	100	100	0
Infrastructure and Facilities Improvement Grants.....	16,000	10,000	10,000
Public Television Technology.....	750	750	250
Food Access Initiative.....	1,000	1,000	0
Local Municipal Relief.....	10,535	14,217	0
Subtotal.....	<u>\$ 103,635</u>	<u>\$ 126,435</u>	<u>\$ 117,008</u>
TOTAL STATE FUNDS.....	<u>\$ 157,068</u>	<u>\$ 179,386</u>	<u>\$ 157,688</u>

Summary by Department (continued)

	(Dollar Amounts in Thousands)		
	2018-19	2019-20	2020-21
	Actual	Available	Budget
Federal Funds.....	241,307	240,807	235,357
Augmentations.....	9,436	13,496	7,476
Restricted.....	3,025	11,120	10,246
DEPARTMENT TOTAL.....	\$ 410,836	\$ 444,809	\$ 410,767
Conservation and Natural Resources			
General Government			
General Government Operations.....	\$ 23,423	\$ 25,804	\$ 29,089
State Parks Operations.....	56,185	55,311	67,769
State Forests Operations.....	29,184	25,742	38,353
Parks and Forests Infrastructure Projects.....	2,500	900	0
Subtotal.....	<u>\$ 111,292</u>	<u>\$ 107,757</u>	<u>\$ 135,211</u>
Grants and Subsidies			
Heritage and Other Parks.....	\$ 3,025	\$ 1,025	\$ 2,250
Annual Fixed Charges - Flood Lands.....	65	70	70
Annual Fixed Charges - Project 70.....	88	88	88
Annual Fixed Charges - Forest Lands.....	7,758	7,808	7,812
Annual Fixed Charges - Park Lands.....	425	430	430
Subtotal.....	<u>\$ 11,361</u>	<u>\$ 9,421</u>	<u>\$ 10,650</u>
TOTAL STATE FUNDS.....	<u><u>\$ 122,653</u></u>	<u><u>\$ 117,178</u></u>	<u><u>\$ 145,861</u></u>
Federal Funds.....	43,878	53,404	55,065
Augmentations.....	59,529	70,526	55,279
Restricted.....	6,703	7,570	8,378
DEPARTMENT TOTAL.....	<u><u>\$ 232,763</u></u>	<u><u>\$ 248,678</u></u>	<u><u>\$ 264,583</u></u>
Criminal Justice			
Institutional			
Medical Care.....	\$ 275,117	\$ 308,710	\$ 313,813
Correctional Education and Training.....	43,495	42,601	44,781
State Correctional Institutions.....	2,021,715	2,118,718	2,043,515
Subtotal.....	<u>\$ 2,340,327</u>	<u>\$ 2,470,029</u>	<u>\$ 2,402,109</u>
General Government			
General Government Operations.....	\$ 48,415	\$ 45,035	\$ 41,751
State Field Supervision.....	135,742	140,602	151,379
Pennsylvania Parole Board.....	12,325	12,104	12,309
Office of Victim Advocate.....	2,465	0	3,021
Sexual Offenders Assessment Board.....	6,568	6,691	6,834
Subtotal.....	<u>\$ 205,515</u>	<u>\$ 204,432</u>	<u>\$ 215,294</u>
Grants and Subsidies			
Improvement of Adult Probation Services.....	\$ 16,222	\$ 16,222	\$ 0
TOTAL STATE FUNDS.....	<u><u>\$ 2,562,064</u></u>	<u><u>\$ 2,690,683</u></u>	<u><u>\$ 2,617,403</u></u>
Federal Funds.....	14,013	15,986	15,636
Augmentations.....	32,165	36,332	18,761
Restricted.....	11,150	19,721	547
DEPARTMENT TOTAL.....	<u><u>\$ 2,619,392</u></u>	<u><u>\$ 2,762,722</u></u>	<u><u>\$ 2,652,347</u></u>
Drug and Alcohol Programs			
General Government			
General Government Operations.....	\$ 1,864	\$ 2,657	\$ 2,932

Summary by Department (continued)

	(Dollar Amounts in Thousands)		
	2018-19	2019-20	2020-21
	Actual	Available	Budget
Grants and Subsidies			
Assistance to Drug and Alcohol Programs.....	\$ 44,732	\$ 44,732	\$ 44,732
TOTAL STATE FUNDS.....	\$ 46,596	\$ 47,389	\$ 47,664
Federal Funds.....	189,666	263,233	203,795
Augmentations.....	2	1	2
Restricted.....	0	900	450
DEPARTMENT TOTAL.....	\$ 236,264	\$ 311,523	\$ 251,911
Education			
General Government			
General Government Operations.....	\$ 26,947	\$ 28,323	\$ 35,631
Recovery Schools.....	250	250	250
Office of Safe Schools Advocate.....	372	379	0
Information and Technology Improvement.....	3,740	3,740	0
PA Assessment.....	49,446	48,990	48,990
Transfer to Empowerment.....	0	0	7,000
State Library.....	2,022	2,280	2,435
Subtotal.....	\$ 82,777	\$ 83,962	\$ 94,306
Institutional			
Youth Development Centers - Education.....	\$ 8,285	\$ 8,285	\$ 8,610
Grants and Subsidies			
Basic Education Funding.....	\$ 6,095,079	\$ 6,742,838	\$ 6,857,471
Ready to Learn Block Grant.....	268,000	268,000	268,000
Pre-K Counts.....	192,284	217,284	242,284
Head Start Supplemental Assistance.....	59,178	64,178	69,178
Mobile Science and Math Education Programs.....	3,964	4,714	0
Teacher Professional Development.....	5,309	5,309	5,809
Adult and Family Literacy.....	12,075	12,475	11,675
Career and Technical Education.....	92,000	99,000	99,000
Career and Technical Education Equipment Grants.....	2,550	5,550	5,550
Authority Rentals and Sinking Fund Requirements.....	10,500	10,500	10,500
Pupil Transportation.....	549,097	549,097	549,097
Nonpublic and Charter School Pupil Transportation.....	80,009	79,442	79,442
Special Education.....	1,136,815	1,186,815	1,211,815
Early Intervention.....	299,500	314,500	325,500
Tuition for Orphans and Children Placed in Private Homes.....	48,000	48,000	50,896
Payments in Lieu of Taxes.....	167	168	170
Education of Migrant Laborers' Children.....	853	853	853
PA Chartered Schools for the Deaf and Blind.....	52,336	54,584	57,057
Special Education - Approved Private Schools.....	111,089	114,738	122,656
School Food Services.....	30,000	30,000	30,000
School Employees' Social Security.....	541,205	64,568	66,505
School Employees' Retirement.....	2,487,500	2,628,000	2,747,000
Services to Nonpublic Schools.....	87,939	87,939	87,939
Textbooks, Materials and Equipment for Nonpublic Schools.....	26,751	26,751	26,751
Public Library Subsidy.....	54,470	59,470	59,470
Library Services for the Visually Impaired and Disabled.....	2,567	2,567	2,567
Library Access.....	3,071	3,071	3,071
Job Training and Education Programs.....	31,670	37,920	0
Safe School Initiative.....	10,000	11,000	11,000
Trauma-Informed Education.....	500	750	0
Community Colleges.....	239,074	243,855	243,855
Transfer to Community College Capital Fund.....	48,869	48,869	48,869
Regional Community Colleges Services.....	7,003	2,136	2,136

Summary by Department (continued)

	(Dollar Amounts in Thousands)		
	2018-19	2019-20	2020-21
	Actual	Available	Budget
Northern PA Regional College.....	0	7,000	7,000
Community Education Councils.....	2,346	2,393	2,393
Sexual Assault Prevention.....	1,000	1,000	1,000
Thaddeus Stevens College of Technology.....	14,701	18,701	18,701
State System of Higher Education.....	468,108	477,470	490,420
Penn State University - General Support.....	237,349	242,096	242,096
Pennsylvania College of Technology.....	22,736	26,736	26,736
University of Pittsburgh - General Support.....	148,536	151,507	151,507
Rural Education Outreach.....	2,846	3,346	3,346
Temple University - General Support.....	155,104	158,206	158,206
Lincoln University - General Support.....	14,869	15,166	15,166
Subtotal.....	<u>\$ 13,657,019</u>	<u>\$ 14,128,562</u>	<u>\$ 14,412,687</u>
TOTAL STATE FUNDS.....	<u>\$ 13,748,081</u>	<u>\$ 14,220,809</u>	<u>\$ 14,515,603</u>
Federal Funds.....	2,479,022	2,625,260	2,662,801
Augmentations.....	4,310	6,129	6,406
Restricted.....	169,733	207,775	200,788
DEPARTMENT TOTAL.....	<u>\$ 16,401,146</u>	<u>\$ 17,059,973</u>	<u>\$ 17,385,598</u>
 Higher Education Assistance Agency			
Grants and Subsidies			
Grants to Students.....	\$ 273,391	\$ 310,733	\$ 339,733
Pennsylvania Internship Program Grants.....	450	450	450
Ready to Succeed Scholarships.....	5,000	5,550	14,450
Matching Payments for Student Aid.....	12,496	13,121	13,777
Institutional Assistance Grants.....	26,521	26,521	27,847
Higher Education for the Disadvantaged.....	2,246	2,358	2,476
Higher Education of Blind or Deaf Students.....	47	49	51
Bond-Hill Scholarships.....	697	800	1,800
Cheyney Keystone Academy.....	1,813	3,500	5,000
Targeted Industry Cluster Scholarship Program.....	0	6,300	6,615
Subtotal.....	<u>\$ 322,661</u>	<u>\$ 369,382</u>	<u>\$ 412,199</u>
TOTAL STATE FUNDS.....	<u>\$ 322,661</u>	<u>\$ 369,382</u>	<u>\$ 412,199</u>
Augmentations.....	70,500	30,500	30,000
DEPARTMENT TOTAL.....	<u>\$ 393,161</u>	<u>\$ 399,882</u>	<u>\$ 442,199</u>
 Emergency Management Agency			
General Government			
General Government Operations.....	\$ 13,494	\$ 13,521	\$ 13,908
State Fire Commissioner.....	2,616	2,848	3,116
Subtotal.....	<u>\$ 16,110</u>	<u>\$ 16,369</u>	<u>\$ 17,024</u>
Grants and Subsidies			
Disaster Relief.....	\$ 5,500	\$ 0	\$ 0
Hazard Mitigation.....	1,000	0	0
Firefighters Memorial Flags.....	10	10	10
Red Cross Extended Care Program.....	150	250	250
Search and Rescue.....	250	250	0
Subtotal.....	<u>\$ 6,910</u>	<u>\$ 510</u>	<u>\$ 260</u>
TOTAL STATE FUNDS.....	<u>\$ 23,020</u>	<u>\$ 16,879</u>	<u>\$ 17,284</u>

Summary by Department (continued)

	(Dollar Amounts in Thousands)		
	2018-19	2019-20	2020-21
	Actual	Available	Budget
Federal Funds.....	176,362	219,042	159,892
Augmentations.....	1,146	1,145	1,145
Restricted.....	2,360	3,679	3,681
DEPARTMENT TOTAL.....	\$ 202,888	\$ 240,745	\$ 182,002
Environmental Protection			
General Government			
General Government Operations.....	\$ 17,143	\$ 13,469	\$ 16,668
Environmental Hearing Board.....	2,490	2,574	2,673
Environmental Program Management.....	30,932	28,420	35,504
Chesapeake Bay Agricultural Source Abatement.....	2,670	0	3,974
Environmental Protection Operations.....	93,190	84,523	101,520
Black Fly Control and Research.....	3,357	3,357	3,357
West Nile Virus and Zika Virus Control.....	5,378	5,378	5,643
Subtotal.....	<u>\$ 155,160</u>	<u>\$ 137,721</u>	<u>\$ 169,339</u>
Grants and Subsidies			
Delaware River Master.....	\$ 38	\$ 0	\$ 151
Susquehanna River Basin Commission.....	237	0	760
Interstate Commission on the Potomac River.....	23	0	51
Delaware River Basin Commission.....	217	0	1,048
Ohio River Valley Water Sanitation Commission.....	68	0	180
Chesapeake Bay Commission.....	275	0	300
Transfer to Conservation District Fund.....	2,506	0	2,506
Interstate Mining Commission.....	15	0	15
Subtotal.....	<u>\$ 3,379</u>	<u>\$ 0</u>	<u>\$ 5,011</u>
TOTAL STATE FUNDS.....	\$ 158,539	\$ 137,721	\$ 174,350
Federal Funds.....	223,456	252,944	252,881
Augmentations.....	30,606	66,070	38,898
Restricted.....	70,542	93,433	87,677
DEPARTMENT TOTAL.....	\$ 483,143	\$ 550,168	\$ 553,806
Ethics Commission			
General Government			
State Ethics Commission.....	\$ 2,750	\$ 3,015	\$ 3,170
TOTAL STATE FUNDS.....	\$ 2,750	\$ 3,015	\$ 3,170
DEPARTMENT TOTAL.....	\$ 2,750	\$ 3,015	\$ 3,170
General Services			
General Government			
General Government Operations.....	\$ 52,841	\$ 54,713	\$ 56,185
Capitol Police Operations.....	13,947	13,398	12,993
Rental, Relocation and Municipal Charges.....	25,024	22,302	22,702
Utility Costs.....	22,676	22,748	23,946
Excess Insurance Coverage.....	1,259	1,372	3,872
Capitol Fire Protection.....	5,000	5,000	5,000
Subtotal.....	<u>\$ 120,747</u>	<u>\$ 119,533</u>	<u>\$ 124,698</u>
TOTAL STATE FUNDS.....	\$ 120,747	\$ 119,533	\$ 124,698

Summary by Department (continued)

	(Dollar Amounts in Thousands)		
	2018-19	2019-20	2020-21
	Actual	Available	Budget
Augmentations.....	61,173	64,936	66,578
Restricted.....	5	1,500	1,500
DEPARTMENT TOTAL.....	\$ 181,925	\$ 185,969	\$ 192,776
Health			
General Government			
General Government Operations.....	\$ 27,009	\$ 26,283	\$ 27,529
Quality Assurance.....	23,009	23,513	23,366
Health Innovation.....	911	914	614
Achieving Better Care - MAP Program.....	3,077	3,172	2,729
Vital Statistics.....	9,165	100	100
State Laboratory.....	3,652	4,350	4,215
State Health Care Centers.....	18,000	22,505	23,014
Sexually Transmitted Disease Screening and Treatment.....	1,757	1,757	1,757
Subtotal.....	\$ 86,580	\$ 82,594	\$ 83,324
Grants and Subsidies			
Diabetes Programs.....	\$ 100	\$ 200	\$ 0
Primary Health Care Practitioner.....	0	4,550	5,000
Community-Based Health Care Subsidy.....	2,125	2,125	2,000
Newborn Screening.....	6,464	7,092	7,092
Cancer Screening Services.....	2,563	2,563	2,563
AIDS Programs and Special Pharmaceutical Services.....	12,436	12,436	10,436
Regional Cancer Institutes.....	700	1,200	0
School District Health Services.....	35,620	35,620	34,620
Local Health Departments.....	25,421	25,421	25,421
Local Health - Environmental.....	2,389	2,389	2,389
Maternal and Child Health Services.....	1,365	1,533	1,365
Tuberculosis Screening and Treatment.....	913	913	913
Renal Dialysis.....	6,300	6,300	6,300
Services for Children with Special Needs.....	1,728	1,728	1,728
Adult Cystic Fibrosis & Other Chronic Respiratory Illnesses.....	750	750	450
Cooley's Anemia.....	100	100	100
Hemophilia.....	959	959	959
Lupus.....	100	100	0
Sickle Cell.....	1,260	1,260	1,260
Regional Poison Control Centers.....	700	700	0
Trauma Prevention.....	460	460	0
Epilepsy Support Services.....	550	550	0
Bio-Technology Research.....	5,875	7,700	0
Tourette's Syndrome.....	150	150	0
Amyotrophic Lateral Sclerosis Support Services.....	750	850	0
Lyme Disease.....	2,500	3,000	2,500
Leukemia/Lymphoma.....	200	200	0
Subtotal.....	\$ 112,478	\$ 120,849	\$ 105,096
TOTAL STATE FUNDS.....	\$ 199,058	\$ 203,443	\$ 188,420
Federal Funds.....	642,363	656,785	647,419
Augmentations.....	8,550	3,204	3,965
Restricted.....	63,764	81,528	104,245
DEPARTMENT TOTAL.....	\$ 913,735	\$ 944,960	\$ 944,049

Summary by Department (continued)

	(Dollar Amounts in Thousands)		
	2018-19 Actual	2019-20 Available	2020-21 Budget
Health Care Cost Containment Council			
General Government			
Health Care Cost Containment Council.....	\$ 3,355	\$ 3,355	\$ 3,355
TOTAL STATE FUNDS.....	<u>\$ 3,355</u>	<u>\$ 3,355</u>	<u>\$ 3,355</u>
DEPARTMENT TOTAL.....	<u>\$ 3,355</u>	<u>\$ 3,355</u>	<u>\$ 3,355</u>
Historical and Museum Commission			
General Government			
General Government Operations.....	\$ 20,353	\$ 21,555	\$ 22,799
Grants and Subsidies			
Cultural and Historical Support.....	\$ 2,000	\$ 2,000	\$ 2,000
TOTAL STATE FUNDS.....	<u>\$ 22,353</u>	<u>\$ 23,555</u>	<u>\$ 24,799</u>
Federal Funds.....	4,313	5,813	4,648
Augmentations.....	1,314	1,465	1,566
Restricted.....	518	275	325
DEPARTMENT TOTAL.....	<u>\$ 28,498</u>	<u>\$ 31,108</u>	<u>\$ 31,338</u>
Human Services			
General Government			
General Government Operations.....	\$ 96,196	\$ 107,884	\$ 119,389
Information Systems.....	83,901	86,206	95,373
County Administration - Statewide.....	42,260	46,813	52,384
County Assistance Offices.....	255,350	255,350	298,635
Children's Health Insurance Administration.....	588	1,111	0
Child Support Enforcement.....	16,298	16,298	17,388
New Directions.....	15,682	15,682	21,730
Subtotal.....	<u>\$ 510,275</u>	<u>\$ 529,344</u>	<u>\$ 604,899</u>
Institutional			
Youth Development Institutions and Forestry Camps.....	\$ 63,008	\$ 63,699	\$ 64,516
Mental Health Services.....	776,853	803,169	848,409
Intellectual Disabilities - State Centers.....	117,324	115,646	120,052
Subtotal.....	<u>\$ 957,185</u>	<u>\$ 982,514</u>	<u>\$ 1,032,977</u>
Grants and Subsidies			
Cash Grants.....	\$ 25,457	\$ 18,287	\$ 18,287
Supplemental Grants - Aged, Blind and Disabled.....	123,184	123,363	122,857
Medical Assistance - Capitation.....	3,303,613	2,528,691	3,193,861
Medical Assistance - Fee-for-Service.....	342,544	435,335	352,611
Payment to Federal Government - Medicare Drug Program.....	754,726	775,602	813,249
Medical Assistance - Workers with Disabilities.....	43,517	64,418	81,807
Medical Assistance - Physician Practice Plans.....	10,071	10,071	6,571
Medical Assistance - Hospital-Based Burn Centers.....	3,782	4,437	4,437
Medical Assistance - Critical Access Hospitals.....	10,400	10,900	10,900
Medical Assistance - Obstetric and Neonatal Services.....	3,681	3,681	3,681
Medical Assistance - Trauma Centers.....	8,656	8,656	8,656
Medical Assistance - Academic Medical Centers.....	24,681	24,681	17,431
Medical Assistance - Transportation.....	75,054	63,634	63,928
Expanded Medical Services for Women.....	6,263	6,263	6,263
Access to Reproductive Health Care.....	0	0	3,000
Children's Health Insurance Program.....	12,725	41,347	107,951
Medical Assistance - Long-Term Living.....	850,149	537,825	124,271

Summary by Department (continued)

	(Dollar Amounts in Thousands)		
	2018-19	2019-20	2020-21
	Actual	Available	Budget
Medical Assistance - Community HealthChoices.....	693,766	2,551,553	3,461,654
Home and Community-Based Services.....	506,450	191,580	0
Long-Term Care Managed Care.....	149,039	161,718	171,320
Services to Persons with Disabilities.....	354,573	136,252	0
Attendant Care.....	221,599	44,859	0
Intellectual Disabilities - Community Base Program.....	149,379	149,653	149,934
Intellectual Disabilities - Intermediate Care Facilities.....	143,003	158,585	159,835
Intellectual Disabilities - Community Waiver Program.....	1,643,812	1,728,641	1,940,729
Intellectual Disabilities - Lansdowne Residential Services.....	340	340	200
Autism Intervention and Services.....	30,842	28,425	27,675
Behavioral Health Services.....	57,149	57,149	57,149
Special Pharmaceutical Services.....	1,008	952	752
County Child Welfare.....	1,225,354	1,259,322	1,261,383
Community-Based Family Centers.....	13,558	18,558	19,558
Child Care Services.....	162,482	156,482	156,482
Child Care Assistance.....	139,885	109,885	109,993
Nurse Family Partnership.....	13,178	13,178	13,178
Early Intervention.....	159,167	177,471	191,789
Domestic Violence.....	17,357	19,093	19,093
Rape Crisis.....	9,928	10,921	10,921
Breast Cancer Screening.....	1,723	1,723	1,723
Human Services Development Fund.....	13,460	13,460	13,460
Legal Services.....	2,661	2,661	3,661
Homeless Assistance.....	18,496	18,496	18,496
211 Communications.....	750	750	750
Health Program Assistance and Services.....	4,100	13,325	0
Services for the Visually Impaired.....	2,584	3,102	3,102
Subtotal.....	<u>\$ 11,334,146</u>	<u>\$ 11,685,325</u>	<u>\$ 12,732,598</u>
TOTAL STATE FUNDS.....	<u>\$ 12,801,606</u>	<u>\$ 13,197,183</u>	<u>\$ 14,370,474</u>
Federal Funds.....	22,949,065	22,492,729	22,794,401
Augmentations.....	3,822,537	3,634,537	3,603,935
Restricted.....	28,890	35,207	30,730
DEPARTMENT TOTAL.....	<u>\$ 39,602,098</u>	<u>\$ 39,359,656</u>	<u>\$ 40,799,540</u>
 Infrastructure Investment Authority			
Federal Funds.....	167,500	194,182	194,182
DEPARTMENT TOTAL.....	<u>\$ 167,500</u>	<u>\$ 194,182</u>	<u>\$ 194,182</u>
 Insurance			
Grants and Subsidies			
USTIF Loan Repayment.....	\$ 0	\$ 0	\$ 7,000
TOTAL STATE FUNDS.....	<u>\$ 0</u>	<u>\$ 0</u>	<u>\$ 7,000</u>
Federal Funds.....	8,750	6,000	5,000
DEPARTMENT TOTAL.....	<u>\$ 8,750</u>	<u>\$ 6,000</u>	<u>\$ 12,000</u>
 Labor and Industry			
General Government			
General Government Operations.....	\$ 13,799	\$ 13,799	\$ 14,387
Occupational and Industrial Safety.....	5,054	2,947	3,136
Subtotal.....	<u>\$ 18,853</u>	<u>\$ 16,746</u>	<u>\$ 17,523</u>

Summary by Department (continued)

	(Dollar Amounts in Thousands)		
	2018-19	2019-20	2020-21
	Actual	Available	Budget
Grants and Subsidies			
Occupational Disease Payments.....	\$ 362	\$ 299	\$ 213
Transfer to Vocational Rehabilitation Fund.....	45,626	47,942	47,942
Supported Employment.....	397	397	397
Centers for Independent Living.....	1,912	1,950	1,950
Workers' Compensation Payments.....	433	413	384
New Choices / New Options.....	500	750	750
Assistive Technology Financing.....	450	475	475
Assistive Technology Demonstration and Training.....	400	450	450
Industry Partnerships.....	4,813	4,813	2,813
Apprenticeship Training.....	7,000	7,000	7,000
Subtotal.....	<u>\$ 61,893</u>	<u>\$ 64,489</u>	<u>\$ 62,374</u>
TOTAL STATE FUNDS.....	<u>\$ 80,746</u>	<u>\$ 81,235</u>	<u>\$ 79,897</u>
Federal Funds.....	502,241	514,882	514,072
Augmentations.....	7,153	10,013	10,056
Restricted.....	2,095	2,125	2,125
DEPARTMENT TOTAL.....	<u>\$ 592,235</u>	<u>\$ 608,255</u>	<u>\$ 606,150</u>
Military and Veterans Affairs			
General Government			
General Government Operations.....	\$ 24,675	\$ 33,143	\$ 34,133
National Guard Youth Challenge Program.....	0	1,000	1,493
Burial Detail Honor Guard.....	99	99	99
American Battle Monuments.....	50	50	50
Armory Maintenance and Repair.....	160	245	2,145
Special State Duty.....	35	35	35
Subtotal.....	<u>\$ 25,019</u>	<u>\$ 34,572</u>	<u>\$ 37,955</u>
Institutional			
Veterans Homes.....	\$ 104,139	\$ 104,690	\$ 99,968
Grants and Subsidies			
Education of Veterans Children.....	\$ 120	\$ 125	\$ 135
Transfer to Educational Assistance Program Fund.....	13,000	13,265	14,083
Blind Veterans Pension.....	222	222	222
Amputee and Paralyzed Veterans Pension.....	3,714	3,714	3,714
National Guard Pension.....	5	5	5
Supplemental Life Insurance Premiums.....	164	164	164
Civil Air Patrol.....	100	100	100
Disabled American Veterans Transportation.....	336	336	336
Veterans Outreach Services.....	2,832	3,139	2,889
Behavioral Health Support for Veterans.....	750	0	0
Subtotal.....	<u>\$ 21,243</u>	<u>\$ 21,070</u>	<u>\$ 21,648</u>
TOTAL STATE FUNDS.....	<u>\$ 150,401</u>	<u>\$ 160,332</u>	<u>\$ 159,571</u>
Federal Funds.....	175,255	183,167	200,894
Augmentations.....	30,146	30,579	31,421
Restricted.....	45	100	101
DEPARTMENT TOTAL.....	<u>\$ 355,847</u>	<u>\$ 374,178</u>	<u>\$ 391,987</u>

Summary by Department (continued)

	(Dollar Amounts in Thousands)		
	2018-19 Actual	2019-20 Available	2020-21 Budget
Public Utility Commission			
Federal Funds.....	6,067	5,552	5,552
Restricted.....	74,185	75,533	78,061
DEPARTMENT TOTAL.....	<u>\$ 80,252</u>	<u>\$ 81,085</u>	<u>\$ 83,613</u>
Revenue			
General Government			
General Government Operations.....	\$ 145,596	\$ 148,511	\$ 152,239
Technology and Process Modernization.....	4,700	5,700	5,000
Commissions - Inheritance & Realty Transfer Taxes (EA).....	10,723	8,407	8,763
Subtotal.....	<u>\$ 161,019</u>	<u>\$ 162,618</u>	<u>\$ 166,002</u>
Grants and Subsidies			
Distribution of Public Utility Realty Tax.....	\$ 28,959	\$ 29,687	\$ 28,017
TOTAL STATE FUNDS.....	<u><u>\$ 189,978</u></u>	<u><u>\$ 192,305</u></u>	<u><u>\$ 194,019</u></u>
Augmentations.....	61,378	29,957	29,958
Restricted.....	123	30,110	30,110
DEPARTMENT TOTAL.....	<u>\$ 251,479</u>	<u>\$ 252,372</u>	<u>\$ 254,087</u>
State			
General Government			
General Government Operations.....	\$ 4,644	\$ 4,319	\$ 5,889
Statewide Uniform Registry of Electors.....	4,107	7,305	9,678
Voter Registration and Education.....	482	494	501
Lobbying Disclosure.....	235	294	323
Publishing Constitutional Amendments (EA).....	1,275	1,375	1,275
Electoral College.....	0	0	10
Subtotal.....	<u>\$ 10,743</u>	<u>\$ 13,787</u>	<u>\$ 17,676</u>
Grants and Subsidies			
Voting of Citizens in Military Service.....	\$ 20	\$ 20	\$ 20
County Election Expenses (EA).....	400	400	400
Subtotal.....	<u>\$ 420</u>	<u>\$ 420</u>	<u>\$ 420</u>
TOTAL STATE FUNDS.....	<u><u>\$ 11,163</u></u>	<u><u>\$ 14,207</u></u>	<u><u>\$ 18,096</u></u>
Federal Funds.....	22,133	22,911	30,495
Restricted.....	70,083	77,544	78,185
DEPARTMENT TOTAL.....	<u>\$ 103,379</u>	<u>\$ 114,662</u>	<u>\$ 126,776</u>
State Police			
General Government			
General Government Operations.....	\$ 284,762	\$ 342,100	\$ 277,103
Statewide Public Safety Radio System.....	12,332	12,683	12,052
Law Enforcement Information Technology.....	6,899	6,899	6,899
Municipal Police Training.....	1,832	1,716	1,708
Automated Fingerprint Identification System.....	885	885	885
Gun Checks.....	0	4,400	5,753
Subtotal.....	<u>\$ 306,710</u>	<u>\$ 368,683</u>	<u>\$ 304,400</u>
TOTAL STATE FUNDS.....	<u><u>\$ 306,710</u></u>	<u><u>\$ 368,683</u></u>	<u><u>\$ 304,400</u></u>

Summary by Department (continued)

	(Dollar Amounts in Thousands)		
	2018-19	2019-20	2020-21
	Actual	Available	Budget
Federal Funds.....	26,839	31,246	33,721
Augmentations.....	102,588	101,746	239,088
Restricted.....	12,945	18,356	16,900
DEPARTMENT TOTAL.....	\$ 449,082	\$ 520,031	\$ 594,109
Transportation			
General Government			
Vehicle Sales Tax Collections.....	\$ 1,093	\$ 1,025	\$ 655
Infrastructure Projects.....	0	1,900	0
Voter Registration.....	525	520	573
Subtotal.....	<u>\$ 1,618</u>	<u>\$ 3,445</u>	<u>\$ 1,228</u>
TOTAL STATE FUNDS.....	\$ 1,618	\$ 3,445	\$ 1,228
Federal Funds.....	204,500	203,750	218,750
Restricted.....	7,315	7,000	7,325
DEPARTMENT TOTAL.....	\$ 213,433	\$ 214,195	\$ 227,303
Legislature			
General Government			
Senators' Salaries.....	\$ 8,564	\$ 8,864	\$ 8,864
Senate President - Expenses.....	359	0	0
Employees of Chief Clerk.....	2,985	3,085	3,085
Salaried Officers and Employees.....	13,573	13,973	13,973
Incidental Expenses.....	3,395	3,595	3,595
Expenses - Senators.....	1,366	1,416	1,416
Legislative Printing and Expenses.....	7,548	8,048	8,048
Committee on Appropriations (R) and (D).....	0	0	3,015
Committee on Appropriations (R).....	1,458	1,508	0
Committee on Appropriations (D).....	1,457	1,507	0
Caucus Operations (R) and (D).....	0	0	79,861
Caucus Operations (R).....	46,550	42,326	0
Caucus Operations (D).....	34,764	37,535	0
Members' Salaries, Speaker's Extra Compensation.....	33,043	35,290	35,290
Caucus Operations (R) and (D).....	0	0	133,375
Caucus Operations (R).....	65,115	69,275	0
Caucus Operations (D).....	60,260	64,100	0
Speaker's Office.....	1,810	1,810	1,810
Bi-Partisan Committee, Chief Clerk, Comptroller and EMS.....	14,834	14,834	14,834
Mileage - Representatives, Officers and Employees.....	372	372	372
Chief Clerk and Legislative Journal.....	3,443	3,443	3,443
Contingent Expenses (R) and (D).....	0	0	709
Speaker.....	20	20	0
Chief Clerk.....	591	591	0
Floor Leader (R).....	7	7	0
Floor Leader (D).....	7	7	0
Whip (R).....	6	6	0
Whip (D).....	6	6	0
Chairman - Caucus (R).....	3	3	0
Chairman - Caucus (D).....	3	3	0
Secretary - Caucus (R).....	3	3	0
Secretary - Caucus (D).....	3	3	0
Chairman - Appropriations Committee (R).....	6	6	0
Chairman - Appropriations Committee (D).....	6	6	0
Chairman - Policy Committee (R).....	2	2	0
Chairman - Policy Committee (D).....	2	2	0
Caucus Administrator (R).....	2	2	0
Caucus Administrator (D).....	2	2	0

Summary by Department (continued)

	(Dollar Amounts in Thousands)		
	2018-19	2019-20	2020-21
	Actual	Available	Budget
Administrator for Staff (R).....	20	20	0
Administrator for Staff (D).....	20	20	0
Incidental Expenses.....	5,069	5,069	5,069
Expenses - Representatives.....	4,251	4,251	4,251
Legislative Printing and Expenses.....	10,674	10,674	10,674
Committee on Appropriations (R).....	3,223	3,223	3,223
Committee on Appropriations (D).....	3,223	3,223	3,223
Special Leadership Account (R).....	6,045	6,045	6,045
Special Leadership Account (D).....	6,045	6,045	6,045
Subtotal.....	\$ 340,135	\$ 350,220	\$ 350,220
TOTAL STATE FUNDS.....	\$ 340,135	\$ 350,220	\$ 350,220
DEPARTMENT TOTAL.....	\$ 340,135	\$ 350,220	\$ 350,220
Judiciary			
General Government			
Supreme Court.....	\$ 17,150	\$ 17,150	\$ 17,150
Justice Expenses.....	118	118	118
Judicial Center Operations.....	814	814	814
Judicial Council.....	141	141	141
District Court Administrators.....	19,657	19,657	19,657
Interbranch Commission.....	350	350	350
Court Management Education.....	73	73	73
Rules Committees.....	1,595	1,595	1,595
Court Administrator.....	11,577	11,577	11,577
Integrated Criminal Justice System.....	2,372	2,372	2,372
Unified Judicial System Security.....	2,002	2,002	2,002
Office of Elder Justice in the Courts.....	496	496	496
Superior Court.....	32,377	32,377	32,377
Judges Expenses.....	183	183	183
Commonwealth Court.....	21,192	21,192	21,192
Judges Expenses.....	132	132	132
Courts of Common Pleas.....	117,739	117,739	117,739
Senior Judges.....	4,004	4,004	4,004
Judicial Education.....	1,247	1,247	1,247
Ethics Committee.....	62	62	62
Problem-Solving Courts.....	1,103	1,103	1,103
Magisterial District Judges.....	82,802	82,802	82,802
Magisterial District Judge Education.....	744	744	744
Municipal Court.....	7,794	7,794	7,794
Judicial Conduct Board.....	2,182	2,468	2,505
Court of Judicial Discipline.....	468	468	468
Subtotal.....	\$ 328,374	\$ 328,660	\$ 328,697
Grants and Subsidies			
Juror Cost Reimbursement.....	\$ 1,118	\$ 1,118	\$ 1,118
County Court Reimbursement.....	23,136	23,136	23,136
Senior Judge Reimbursement.....	1,375	1,375	1,375
Court Interpreter County Grant.....	1,500	1,500	1,500
Subtotal.....	\$ 27,129	\$ 27,129	\$ 27,129
TOTAL STATE FUNDS.....	\$ 355,503	\$ 355,789	\$ 355,826
Federal Funds.....	1,705	2,114	1,953
Restricted.....	57,048	57,048	45,626
DEPARTMENT TOTAL.....	\$ 414,256	\$ 414,951	\$ 403,405

Summary by Department (continued)

	(Dollar Amounts in Thousands)		
	2018-19	2019-20	2020-21
	Actual	Available	Budget
Government Support Agencies			
General Government			
Legislative Reference Bureau - Salaries and Expenses.....	\$ 9,191	\$ 9,691	\$ 9,691
Printing of PA Bulletin and PA Code.....	867	886	886
Contingent Expenses.....	0	25	25
Legislative Budget and Finance Committee.....	1,977	2,020	2,020
Legislative Data Processing Center.....	29,848	32,255	32,255
LDP - Information Technology Modernization.....	0	2,500	2,500
Joint State Government Commission.....	1,664	1,701	1,701
Local Government Commission.....	1,255	1,283	1,283
Local Government Codes.....	23	24	24
Joint Legislative Air and Water Pollution Control Committee.....	582	582	582
Legislative Audit Advisory Commission.....	279	285	285
Independent Regulatory Review Commission.....	2,109	2,155	2,155
Capitol Preservation Committee.....	809	827	827
Capitol Restoration.....	3,089	3,157	3,157
Commission on Sentencing.....	2,053	2,553	2,553
Center for Rural Pennsylvania.....	1,104	1,128	1,128
Commonwealth Mail Processing Center.....	3,506	3,583	3,583
Legislative Reapportionment Commission.....	1,030	1,053	1,053
Independent Fiscal Office.....	2,293	2,343	2,343
Subtotal.....	<u>\$ 61,679</u>	<u>\$ 68,051</u>	<u>\$ 68,051</u>
TOTAL STATE FUNDS.....	<u><u>\$ 61,679</u></u>	<u><u>\$ 68,051</u></u>	<u><u>\$ 68,051</u></u>
DEPARTMENT TOTAL.....	<u>\$ 61,679</u>	<u>\$ 68,051</u>	<u>\$ 68,051</u>
General Fund Total-All Funds			
State Funds.....	\$ 33,401,521	\$ 34,595,457	\$ 36,055,896
Federal Funds.....	28,525,300	28,438,448	28,710,122
Augmentations.....	4,733,115	4,598,786	4,627,871
Restricted.....	699,274	869,872	837,561
FUND TOTAL.....	<u><u>\$ 67,359,210</u></u>	<u><u>\$ 68,502,563</u></u>	<u><u>\$ 70,231,450</u></u>

General Fund Revenue Summary

Seven Year Summary of Revenues

The following tables include all General Fund revenues available for general appropriation. This table does not include special restricted receipts, receipts augmenting appropriations or federal funds.

(Dollar Amounts in Thousands)

	2018-19 Actual	2019-20 Available	2020-21 Budget	2021-22 Estimated	2022-23 Estimated	2023-24 Estimated	2024-25 Estimated
TAX REVENUE							
Corporation Taxes							
Corporate Net Income Tax.....	\$ 3,397,543	\$ 3,400,500	\$ 3,692,500	\$ 3,877,900	\$ 3,762,700	\$ 3,466,300	\$ 3,182,400
Selective Business:							
Gross Receipts Tax.....	1,250,052	1,192,000	1,192,000	1,192,000	1,192,000	1,192,000	1,192,000
Public Utility Realty Tax.....	36,292	35,600	35,900	36,200	36,500	36,800	37,100
Insurance Premium Tax.....	444,304	420,700	380,800	401,200	427,700	442,100	455,100
Financial Institutions Taxes.....	380,137	371,600	374,800	380,700	392,700	404,900	417,100
Total - Corporation Taxes.....	<u>\$ 5,508,328</u>	<u>\$ 5,420,400</u>	<u>\$ 5,676,000</u>	<u>\$ 5,888,000</u>	<u>\$ 5,811,600</u>	<u>\$ 5,542,100</u>	<u>\$ 5,283,700</u>
Consumption Taxes							
Sales and Use Tax.....	\$ 11,099,649	\$ 11,595,200	\$ 12,213,000	\$ 12,560,000	\$ 12,530,500	\$ 12,904,400	\$ 13,258,200
Cigarette Tax.....	1,118,764	917,900	824,600	750,800	682,800	619,800	564,000
Other Tobacco Products Tax.....	129,930	129,400	134,400	142,700	151,100	159,500	167,800
Malt Beverage Tax.....	23,534	22,800	22,800	22,800	22,800	22,800	22,800
Liquor Tax.....	381,876	394,700	406,500	422,700	439,600	457,100	475,300
Total - Consumption Taxes.....	<u>\$ 12,753,753</u>	<u>\$ 13,060,000</u>	<u>\$ 13,601,300</u>	<u>\$ 13,899,000</u>	<u>\$ 13,826,800</u>	<u>\$ 14,163,600</u>	<u>\$ 14,488,100</u>
Other Taxes							
Personal Income Tax.....	\$ 14,095,522	\$ 14,741,700	\$ 15,466,900	\$ 15,929,400	\$ 16,680,200	\$ 17,290,400	\$ 17,832,300
Realty Transfer Tax.....	533,981	553,000	569,400	575,900	579,900	588,200	604,900
Inheritance Tax.....	1,053,588	1,113,900	1,148,400	1,190,500	1,214,600	1,243,300	1,257,800
Gaming Taxes.....	131,673	180,300	210,500	210,500	224,500	229,700	233,900
Minor and Repealed Taxes.....	-20,538	-50,200	-48,000	-54,000	-68,700	-85,200	-103,300
Total - Other Taxes.....	<u>\$ 15,794,226</u>	<u>\$ 16,538,700</u>	<u>\$ 17,347,200</u>	<u>\$ 17,852,300</u>	<u>\$ 18,630,500</u>	<u>\$ 19,266,400</u>	<u>\$ 19,825,600</u>
TOTAL TAX REVENUES.....	<u>\$ 34,056,307</u>	<u>\$ 35,019,100</u>	<u>\$ 36,624,500</u>	<u>\$ 37,639,300</u>	<u>\$ 38,268,900</u>	<u>\$ 38,972,100</u>	<u>\$ 39,597,400</u>
NONTAX REVENUE							
State Stores Fund Transfer.....	\$ 185,100	\$ 185,100	\$ 185,100	\$ 185,100	\$ 185,100	\$ 185,100	\$ 185,100
Licenses, Fees and Miscellaneous:							
Licenses and Fees.....	326,833	164,200	142,400	142,400	142,400	142,400	142,400
Miscellaneous.....	216,729	257,600	276,700	273,700	273,700	273,700	273,700
Fines, Penalties and Interest:							
Other.....	72,909	70,800	71,100	71,100	71,100	71,100	71,100
TOTAL NONTAX REVENUES.....	<u>\$ 801,571</u>	<u>\$ 677,700</u>	<u>\$ 675,300</u>	<u>\$ 672,300</u>	<u>\$ 672,300</u>	<u>\$ 672,300</u>	<u>\$ 672,300</u>
GENERAL FUND TOTAL.....	<u><u>\$ 34,857,878</u></u>	<u><u>\$ 35,696,800</u></u>	<u><u>\$ 37,299,800</u></u>	<u><u>\$ 38,311,600</u></u>	<u><u>\$ 38,941,200</u></u>	<u><u>\$ 39,644,400</u></u>	<u><u>\$ 40,269,700</u></u>

Details may not add to totals due to rounding.

General Fund Revenues

Adjustments to Revenue Estimate

On June 28, 2019, the Official Estimate for fiscal year 2019-20 was certified to be \$35,496,800,000. The adjustments detailed below take into account actual revenue collections through the first six months of the fiscal year and projected collections for the remainder of the fiscal year based on current expectations for the economy and revenue trends as well as tax proposals for the budget.

	(Dollar Amounts in Thousands)		
	2019-20 Official Estimate	Adjustments	2019-20 Revised Estimate
TAX REVENUE			
Corporation Taxes			
Corporate Net Income Tax.....	\$ 3,558,000	\$ -157,500	\$ 3,400,500
Selective Business:			
Gross Receipts Tax.....	1,229,000	-37,000	1,192,000
Public Utility Realty Tax.....	36,600	-1,000	35,600
Insurance Premiums Tax.....	410,700	10,000	420,700
Financial Institutions Tax.....	374,100	-2,500	371,600
Total — Corporation Taxes.....	<u>\$ 5,608,400</u>	<u>\$ -188,000</u>	<u>\$ 5,420,400</u>
Consumption Taxes			
Sales and Use Tax.....	\$ 11,454,400	\$ 140,800	\$ 11,595,200
Cigarette Tax.....	945,400	-27,500	917,900
Other Tobacco Products Tax.....	134,700	-5,300	129,400
Malt Beverage Tax.....	22,700	100	22,800
Liquor Tax.....	398,800	-4,100	394,700
Total — Consumption Taxes.....	<u>\$ 12,956,000</u>	<u>\$ 104,000</u>	<u>\$ 13,060,000</u>
Other Taxes			
Personal Income Tax.....	\$ 14,570,100	\$ 171,600	\$ 14,741,700
Realty Transfer Tax.....	555,800	-2,800	553,000
Inheritance Tax.....	1,100,100	13,800	1,113,900
Gaming.....	181,100	-800	180,300
Minor and Repealed Taxes.....	-46,900	-3,300	-50,200
Total — Other Taxes.....	<u>\$ 16,360,200</u>	<u>\$ 178,500</u>	<u>\$ 16,538,700</u>
TOTAL TAX REVENUE.....	<u>\$ 34,924,600</u>	<u>\$ 94,500</u>	<u>\$ 35,019,100</u>
NONTAX REVENUE			
State Stores Fund Transfer.....	\$ 185,100	\$ 0	\$ 185,100
Licenses Fees and Miscellaneous:			
Licenses and Fees.....	174,100	-9,900	164,200
Miscellaneous.....	138,900	118,700	257,600
Fines, Penalties and Interest:			
Other.....	74,100	-3,300	70,800
TOTAL NONTAX REVENUES.....	<u>\$ 572,200</u>	<u>\$ 105,500</u>	<u>\$ 677,700</u>
GENERAL FUND TOTAL.....	<u>\$ 35,496,800</u>	<u>\$ 200,000</u>	<u>\$ 35,696,800</u>

General Fund Revenue Sources

This section provides a brief description of the tax and non-tax State revenue sources for the General Fund. For more complete information, refer to the [Pennsylvania Tax Compendium](#) prepared by the Department of Revenue.

Corporate Net Income Tax

Tax Base: This tax is paid by all domestic and foreign business corporations for the privilege of doing business, carrying on activities, or employing or owning capital or property in Pennsylvania and is levied on Federal taxable income with Pennsylvania modifications. When the entire business of any corporation is not transacted within Pennsylvania, taxable income usually is determined by a single sales factor apportionment formula for tax year 2013 and beyond.

Tax Rates: The current tax rate of 9.99 percent has been in effect since January 1, 1995.

Reference: Purdon's Title 72 P.S. §7401—§7412.

Proposed Change: The base of the tax will be changed to mandatory unitary combined reporting, effective for tax years beginning after December 31, 2020. Net operating loss deductions will be capped at 40 percent of pre-deduction taxable income.

A lower rate will be in effect as follows:

January 1, 2021 to December 31, 2021	8.99%
January 1, 2022 to December 31, 2022	8.29%
January 1, 2023 to December 31, 2023	7.49%
January 1, 2024 to December 31, 2024	6.99%
January 1, 2025 and thereafter	5.99%

Gross Receipts Tax

Tax Base: This tax is levied on the gross receipts from business transacted within Pennsylvania by specified companies owned, operated or leased by corporations, associations, or individuals. Various gross receipts taxes are imposed upon private bankers; pipeline, conduit, steamboat, canal, slack water navigation and transportation companies; telephone, telegraph and mobile communications companies; electric light, water power and hydroelectric companies; express companies; palace car and sleeping car companies; and freight and oil transportation companies. Beginning with fiscal year 1993-94, 0.25 mill is transferred to the Alternative Fuels Incentive Grant Fund.

Tax Rates: The current tax rate on gross receipts from sales of electric energy within Pennsylvania is 59 mills and has been in effect since 2003. The current tax rate on other gross receipts is 50 mills and has been in effect since 1991.

Reference: Purdon's Title 72 P.S. §8101—§8102; 72 P.S. §2183—§2194.

Public Utility Realty Tax

Tax Base: This tax is levied on the State taxable value of the property owned by utilities furnishing utility service and regulated by the Pennsylvania Public Utility Commission or similar regulatory body. The State taxable value is defined as the current market value of utility realty. Effective January 1, 2000, electric generation assets became subject to local real estate tax and were excluded from the Public Utility Realty Tax base.

Tax Rate: The tax rate is set each year upon determination by the Department of Revenue of the required distribution of the realty tax equivalent to local tax authorities. Revenue from an additional 7.6 mills is deposited in the General Fund. For tax year 2004 and thereafter, the Department of Revenue calculates a Gross Receipts Tax surcharge in the event that refunds for Public Utility Realty Tax appeals exceed \$5 million in the prior fiscal year. For tax year 2012 and forward, there has been no surcharge.

Reference: Purdon's Title 72 P.S. §8101-A—§8109-A.

Insurance Premiums Tax

Tax Base: This tax is levied on the gross premiums from all business transacted within the commonwealth during each calendar year by domestic and foreign insurance companies.

Tax Rates: The rate is 2 percent of gross premiums plus a retaliatory tax where applicable. Marine insurance companies pay a 5 percent tax on underwriting profits attributable to Pennsylvania in lieu of the gross premiums tax. A tax of 3 percent is imposed on policies written with surplus lines agents or other nonadmitted insurers.

Reference: Purdon's Title 72 P.S. §7901—§7906.

Financial Institutions Taxes

Tax Base: This category includes the bank and trust companies shares tax, the title insurance companies shares tax, and the mutual thrift institutions tax. The bank and trust company shares tax is imposed on every bank and trust company having capital stock and doing business in Pennsylvania. The tax is imposed annually on the value of shares as of January 1. Beginning January 1, 2014, the taxable value of shares is computed on the most recent year-end value of an institution's total bank equity capital, adjusted to allow a deduction for certain types of goodwill and United States obligations. The Pennsylvania share of total bank equity capital is determined by a single receipts factor. The title insurance companies shares tax is levied on the taxable amount of the capital stock of title insurance companies. The mutual thrift institutions tax is levied on the taxable net income of mutual thrift institutions.

Tax Rates: The bank and trust companies shares tax rate of 0.95 percent of the capital stock of banks has been in effect since January 1, 2017. The title insurance companies shares tax rate of 1.25 percent has been in effect since January 1, 1990. The mutual thrift institutions tax rate of 11.50 percent has been in effect since January 1, 1991.

Reference: Purdon's Title 72 P.S. §7701—§7702. Bank and Trust Company Shares Tax.
Purdon's Title 72 P.S. §8501—§8505. Mutual Thrift Institution Tax.
Purdon's Title 72 P.S. §7801—§7806. Title Insurance Companies Shares Tax.

Sales and Use Tax

Tax Base: The tax is levied on the sale at retail, including rental, of tangible personal property and certain services, or upon the use within Pennsylvania of tangible personal property, or taxable services purchased at retail if the tax was not paid at time of purchase. A tax on the occupancy of hotel rooms is imposed as part of the sales and use tax law. Current transfers are as follows: 0.947 percent of revenues from this tax is deposited in the Public Transportation Assistance Fund; 4.4 percent of receipts are transferred annually to the Public Transportation Trust Fund; \$0.7 million is made annually to the Transit Revitalization Investment District Fund; an amount as may be necessary to make payment for principal and interest obligations is also transferred to the Commonwealth Financing Authority. The revenues shown for the General Fund are net of these transfers.

Tax Rate: The current rate uses a bracket system based on 6 percent of the purchase price. This rate has been in effect since 1968.

Reference: Purdon's Title 72 P.S. §7201 et seq.

Cigarette Tax

Tax Base: The tax is imposed and assessed on the sale or possession of cigarettes and little cigars weighing less than 4 pounds per 1,000 sticks within Pennsylvania.

Tax Rates: The current tax rate of 13.00 cents per cigarette has been in effect since August 2016. Beginning in fiscal year 2002-03, fixed annual amounts are transferred to the Children's Health Insurance Program (CHIP) and the Agricultural Conservation Easement Purchase (ACEP) Fund. The current CHIP transfer is \$30.73 million, while the ACEP transfer is \$25.49 million. An additional transfer is made to the Local Cigarette Tax Fund if prior year deposits fall below \$58 million, effective for deposits made in fiscal year 2016-17. The transfer is equal to the difference between \$58 million and actual deposits into the fund. The revenues shown for the General Fund are net of these transfers.

Reference: Purdon's Title 72 P.S. §8201 et seq.

Other Tobacco Products Tax

Tax Base: The tax is levied on smokeless tobacco, pipe tobacco, e-cigarettes, including any liquid or substance placed in or sold for use in an e-cigarette, and any other tobacco products for chewing, ingesting or smoking, except cigars.

Tax Rates: The tax rate on the sale of e-cigarettes, including any liquid or substance placed in or sold for use in an e-cigarette, is 40 percent of the purchase price from the wholesaler. The rate of tax on roll-your-own, pipe tobacco and smokeless tobacco is 55 cents (\$0.55) per ounce, with a minimum tax per package of 66 cents (\$0.66).

Reference: Purdon's Title 72 P.S. § 8201-A et seq.

Malt Beverage Tax

Tax Base: The tax is levied on the manufacture, sale and use of malt or brewed beverage within the commonwealth by manufacturers, distributors and importers.

Tax Rates: The tax rate is two-thirds of a cent ($2/3\phi$) per half pint of 8 fluid ounces or fraction thereof, and in larger quantities at the rate of one cent (1ϕ) per pint or 6 fluid ounces or fraction thereof.

Reference: Purdon's Title 72 P.S. §9001 et seq.

Liquor Tax

Tax Base: The distribution of liquor is a state enterprise under the auspices of the Pennsylvania Liquor Control Board (LCB). All liquors sold by the LCB are subject to this tax, which is calculated on the price paid by the consumer including mark-up, handling charge, and federal tax. The first sale of liquor also is subject to the sales and use tax at the time of purchase.

Tax Rate: The current tax rate of 18 percent has been in effect since 1968. A wine excise tax of \$2.50 per gallon, which is reported under Minor and Repealed Taxes, is imposed on direct wine shipments in lieu of the 18 percent liquor tax.

Reference: Purdon's Title 47 P.S. §794—§796.

Personal Income Tax

Tax Base: The tax is paid by all residents, resident trusts and estates on eight separate classes of income: (1) compensation, (2) net profits, (3) interest, (4) dividends, (5) income from the disposition of property, (6) rents and royalties, (7) gambling and lottery winnings, including cash prizes of the Pennsylvania Lottery, and (8) income from estates and trusts. The tax is also paid by non-resident individuals, estates and trusts on the following income from sources within the commonwealth: compensation for personal services performed in Pennsylvania unless the taxpayer is a resident of a state with which there is a reciprocal agreement; net profits from activity conducted in Pennsylvania; income from the rental, ownership or disposition of any real or personal property, and income from gambling activity in Pennsylvania including prizes of the Pennsylvania Lottery. A loss in one class of income may not be offset against income in another class, nor may gains or losses be carried back or forward from year to year. A credit is available to those individuals receiving tax forgiveness under the special provisions for poverty. In fiscal year 2018-19, \$5.2 million was transferred to the Public School Employees' Retirement System, \$4.9 million was transferred to the State Employees' Retirement System, and \$15.0 million was transferred to the School Safety and Security Fund.

Tax Rates: The current tax rate of 3.07 percent has been in effect since 2004.

Reference: Purdon's Title 72 P.S. §7301 et seq.

Realty Transfer Tax

Tax Base: The tax is levied on the value of the real estate transferred by a deed, instrument or other writing. Other taxable transfers include long-term leases greater than thirty years, transfers of real estate from industrial development authorities that will not be used primarily for industrial purposes, and "deemed" transfers of real estate because of the acquisition of companies that are in the business of holding or selling real estate. Beginning in July 1994, monthly transfers to the Keystone Recreation, Park and Conservation Fund have occurred. The current transfer rate is 15 percent. Beginning in fiscal year 2015-16, an annual transfer is made from realty tax funds to the Pennsylvania Housing Affordability and Rehabilitation Enhancement Fund. The current transfer amount shall be the minimum of \$40 million or the difference between total realty transfer tax collections for the prior fiscal year and the official estimate for fiscal year 2014-15. The revenues shown for the General Fund are net of these transfers.

Tax Rate: Rate of 1 percent of the value of the property transferred.

Reference: Purdon's Title 72 P.S. §8101-C—§8113-C.

Inheritance Tax

Tax Base: This tax is imposed on the value of property transferred to beneficiaries of a deceased person and certain transfers made during the decedent's lifetime. The value of the transfer is established on the date of the decedent's death.

Tax Rates: Rates are based on the relationship of the decedent and the beneficiary. Transfers of non-jointly held property to spouses are taxed at a rate of 0 percent. Transfers to parents of decedents 21 years of age or younger are

General Fund Revenue Sources

taxed at a rate of 0 percent. Transfers to decedents 21 years of age or younger from their parents are taxed at a rate of 0 percent (effective January 1, 2020). Transfers to lineal beneficiaries are taxed at 4.5 percent. Transfers to siblings of the decedents are subject to a 12 percent tax rate. Transfers to all other beneficiaries are taxed at 15 percent.

Reference: Purdon's Title 72 P.S. §9101 et seq.

Table Game Taxes

Tax Base: These taxes are imposed on gross table game revenue of licensed gaming entities. Gross table game revenue is defined as total cash or cash equivalents received in the playing of table games, contest or tournament fees, and total amount of rakes collected minus cash or cash equivalents paid out, paid to purchase annuities to fund prizes, and paid for personal property distributed to patrons as a result of playing a table game. The revenue from these taxes is deposited to the General Fund. If the balance in the Budget Stabilization Reserve Fund is certified by the Secretary of the Budget to exceed \$750,000,000, the funds from these taxes will go thereafter to the Property Tax Relief Fund.

Tax Rates: 12 percent of gross table game revenue. However, Act 84 of 2016 set the tax rate at 14 percent for all licensed gaming entities for the period August 1, 2016 through June 30, 2019. Act 13 of 2019 extended the expiration of the tax increase to August 1, 2021. In addition to the above percentages, 34 percent of gross table game revenue from table games played on fully automated electronic gaming tables.

Reference: Purdon's Title 4 Pa.C.S.A. § 13A62.

Interactive Gaming and Multi-use Gaming Device Taxes

Tax Base: The interactive gaming tax is imposed on gross interactive gaming revenue of interactive gaming certificate holders and a multi-use gaming device tax is imposed on the gross interactive airport gaming revenue of interactive gaming certificate holders authorized to conduct interactive gaming at qualified airports. The tax on multiple player games and single player games that simulate table games is deposited in the General Fund. The tax on single player games simulating slots is deposited in other funds. The multi-use gaming device tax is deposited in the General Fund.

Tax Rate: The rate for interactive gaming tax deposited in the General Fund and the multi-use gaming device tax on games simulating table games is 14 percent of gross interactive gaming revenue. The multi-use gaming device tax rate on games simulating slots is 52 percent of gross revenue.

Reference: Purdon's Title 4 Pa.C.S.A. § 13B20.4 and 13B52.

Fantasy Contest Tax

Tax Base: The fantasy contest tax is imposed on the monthly fantasy contest adjusted revenue of licensed operators. Monthly fantasy contest adjusted revenue is defined as, for each fantasy contest, the total amount of all entry fees collected from all participants entering the fantasy contest minus prizes or awards paid to participants in the fantasy contest, multiplied by the in-state percentage. The in-state percentage is, for each fantasy contest, the percentage of entry fees collected from all in-state participants divided by the total entry fees collected from all participants in the fantasy contest.

Tax Rate: The rate is 15 percent of monthly fantasy adjusted revenue.

Reference: Purdon's Title 4 Pa.C.S.A. § 331.

Video Gaming Terminal Tax

Tax Base: The video gaming terminal tax is imposed on gross terminal revenue from all video gaming terminals operated by a terminal operator licensee within this commonwealth. The tax is imposed on gross terminal revenue, which is defined as the total of cash or cash equivalents received by a video gaming terminal minus the total of cash or cash equivalents paid out to players as a result of playing a video gaming terminal. The tax revenue is deposited in the Video Gaming Fund, but transferred to the General Fund at the end of each fiscal year.

Tax Rate: The rate is 42 percent of gross terminal revenue.

Reference: Purdon's Title 4 Pa.C.S.A. § 4102.

Proposed Change: Effective for fiscal year 2020-21, appropriations in the Video Gaming Fund for administration and startup costs, net of regulatory assessments, will be deducted from the tax revenue transferred to the General Fund.

Sports Wagering Tax

Tax Base: The sports wagering tax is imposed on daily gross sports wagering revenue of sports wagering certificate holders. The tax is imposed on daily gross sports wagering revenue, which is defined as the total of cash or cash equivalents received from sports wagering minus the total of cash or cash equivalents paid to players, paid to purchase annuities to fund prizes, and paid for personal property distributed to players as a result of sports wagering.

Tax Rate: The rate is 34 percent of daily gross sports wagering revenue.

Reference: Purdon's Title 4 Pa.C.S.A. § 13C62.

Minor and Repealed Taxes

Minor Taxes Include: Tax on Legal Documents, Act of April 6, 1830, P.L. 272 (Purdon's Title 72 P.S. §3171) and excess Vehicle Rental Tax, Act of June 16, 1994, P.L. 279 (Purdon's Title 72 P.S. §8601-A). State Personal Property Tax Act, Act of June 22, 1935, P.L. 414 as amended. Electric Cooperative Law of 1990, 15 Pa.C.S.A. §7301 et seq. Agricultural Cooperative Associations Corporate Tax, Act of May 23, 1945, P.L. 893. Capital Stock and Foreign Franchise Taxes, Act of March 4, 1971, P.L.6, No.2 (Purdon's Title 72 P.S. §7601—§7606). Wine Excise Tax, Act of June 8, 2016, P.L. 273, No. 39 (Purdon's 47 P.S. § 4-488). Tavern Games Tax, Act of November 27, 2013, P.L. 1045, No. 90 (Purdon's Title 10 P.S. § 328.909a); and Consumer Fireworks Tax, Act of October 30, 2017, P.L. 672 (Purdon's Title 72 P.S. § 9401 et seq.). Also included in minor and repealed is a transfer to the Neighborhood Improvement Zone Fund, as established by Act 50 of 2009, Act 26 of 2011, and Act 87 of 2012 and a transfer to the City Revitalization and Improvement Zone Fund, as established by Act 52 of 2013.

State Stores Fund Transfer

The State Stores Fund Transfer is an amount determined by the Liquor Control Board to be available for transfer to the General Fund to be used for general appropriation purposes as provided by Act No. 412-½ of July 18, 1935, P.L. 1316 (Purdon's Title 47 P.S. §744-907b).

Licenses, Fees and Miscellaneous Revenue

Licenses and fees include collections by commonwealth agencies that are not specifically required by law to be placed in special funds to support a specific purpose. Although amounts obtained from an individual class of license very often are sufficient only to cover regulatory costs, any additional money is available for general purposes. Many licenses and fees are required by laws designed to protect the public from indiscriminate and unsafe practices.

Miscellaneous revenues include all other income to be used for general appropriation purposes in the General Fund, except monies which are given to the commonwealth by individuals, or are provided by law to be deposited in the Judicial Computer System Augmentation Account in accordance with Act 1988-79 (Purdon's Title 42 Pa.C.S.A. §3733). Any fines, fees or costs that are allocated to counties and municipalities are not affected by this act.

Fines, Penalties and Interest

This revenue source includes fines and penalties not required by law to be placed into a special fund for a specific purpose. Most of these fines and penalties collected by the various departments are an integral part of enforcement of the laws providing for licenses and fees.

General Fund Revenue Detail

(Dollar Amounts in Thousands)

	2018-19 Actual	2019-20 Estimated	2020-21 Budget
TAX REVENUE			
Coporate Net Income Tax	\$ 3,397,543	\$ 3,400,500	\$ 3,692,500
Gross Receipts Tax			
Electric, Hydroelectric and Water Power.....	\$ 906,924	\$ 861,100	\$ 869,700
Telephone and Telegraph.....	344,490	332,300	323,700
Transportation.....	3,958	4,000	4,000
Alternative Fuel Incentive Grant Fund Transfer.....	-5,320	-5,400	-5,400
SUBTOTAL.....	\$ 1,250,052	\$ 1,192,000	\$ 1,192,000
Public Utility Realty Tax	\$ 36,292	\$ 35,600	\$ 35,900
Insurance Premium Tax			
Domestic Casualty.....	\$ 67,213	\$ 68,900	\$ 75,500
Domestic Fire.....	12,416	12,700	13,900
Domestic Life and Previously Exempted Lines.....	46,482	42,000	3,700
Excess Insurance Brokers.....	39,473	40,500	44,400
Foreign Excess Casualty.....	17,178	17,600	19,300
Foreign Excess Fire.....	9,818	10,100	11,100
Foreign Life.....	239,343	216,200	199,200
Marine-Foreign.....	34	0	0
Marine-Domestic.....	-354	-300	-300
Title Insurance.....	9,475	9,700	10,600
Unauthorized Insurance.....	3,226	3,300	3,400
SUBTOTAL.....	\$ 444,304	\$ 420,700	\$ 380,800
Financial Institutions Taxes			
Federal Mutual Thrift Institutions.....	\$ 10,044	\$ 8,800	\$ 8,800
National Banks.....	271,780	261,300	263,900
State Banks.....	57,727	61,800	62,300
State Mutual Thrift Institutions.....	17,931	15,700	15,600
Trust Companies.....	22,655	24,000	24,200
SUBTOTAL.....	\$ 380,137	\$ 371,600	\$ 374,800
Sales and Use Tax			
Motor Vehicle.....	\$ 1,483,608	\$ 1,559,900	\$ 1,603,800
Non-Motor Vehicle.....	9,616,041	10,035,300	10,609,200
SUBTOTAL.....	\$ 11,099,649	\$ 11,595,200	\$ 12,213,000
Cigarette Tax	\$ 1,118,764	\$ 917,900	\$ 824,600
Other Tobacco Products Tax	\$ 129,930	\$ 129,400	\$ 134,400
Malt Beverage Tax	\$ 23,534	\$ 22,800	\$ 22,800
Liquor Tax	\$ 381,876	\$ 394,700	\$ 406,500
Personal Income Tax			
Non-Withholding.....	\$ 3,626,522	\$ 3,885,300	\$ 3,980,400
Withholding.....	10,469,000	10,856,400	11,486,500
SUBTOTAL.....	\$ 14,095,522	\$ 14,741,700	\$ 15,466,900

General Fund Revenue Detail

(Dollar Amounts in Thousands)

	2018-19 Actual	2019-20 Estimated	2020-21 Budget
Realty Transfer Tax	\$ 533,981	\$ 553,000	\$ 569,400
Inheritance Tax			
Nonresident Inheritance and Estate Tax.....	\$ 7,986	\$ 8,400	\$ 8,700
Resident Inheritance and Estate Tax.....	1,045,602	1,105,500	1,139,700
SUBTOTAL	<u>\$ 1,053,588</u>	<u>\$ 1,113,900</u>	<u>\$ 1,148,400</u>
Gaming Taxes	\$ 131,673	\$ 180,300	\$ 210,500
Minor and Repealed Taxes			
Corporate Loans Tax.....	\$ 941	\$ 500	\$ 500
Excess Motor Vehicle Tax.....	8,940	9,100	9,300
Wine Excise Tax.....	1,867	2,000	2,000
Tax on Writs, Wills and Deeds.....	1,029	800	800
NIZ State Tax Transfer.....	-40,466	-64,000	-61,100
CRIZ State Tax Transfer.....	-7,193	-8,100	-9,000
Tavern Games.....	1,405	1,400	1,400
Miscellaneous Business Taxes.....	828	700	700
Fireworks Tax.....	7,756	6,500	6,500
Capital Stock and Franchise Taxes.....	-1,254	0	0
Other.....	5,609	900	900
SUBTOTAL	<u>\$ -20,538</u>	<u>\$ -50,200</u>	<u>\$ -48,000</u>
TOTAL TAX REVENUE	<u>\$ 34,056,307</u>	<u>\$ 35,019,100</u>	<u>\$ 36,624,500</u>
NONTAX REVENUE			
State Stores Fund Transfer	<u>\$ 185,100</u>	<u>\$ 185,100</u>	<u>\$ 185,100</u>
Licenses, Fees and Miscellaneous			
Executive Offices			
MISCELLANEOUS REVENUE			
Miscellaneous.....	\$ 4,540	\$ 4,540	\$ 4,540
Interest Transferred To Employee Benefits.....	-23,416	-23,416	-23,416
Refunds of Expenditures Not Credited to Appropriations.....	1	1	1
SUBTOTAL	<u>\$ -18,875</u>	<u>\$ -18,875</u>	<u>\$ -18,875</u>
DEPARTMENT TOTAL	<u>\$ -18,875</u>	<u>\$ -18,875</u>	<u>\$ -18,875</u>
Lieutenant Governor's Office			
LICENSES AND FEES			
Board Of Pardons Fees.....	\$ 13	\$ 0	\$ 0
Board Of Pardons - Filing Fees.....	9	0	0
SUBTOTAL	<u>\$ 22</u>	<u>\$ 0</u>	<u>\$ 0</u>
DEPARTMENT TOTAL	<u>\$ 22</u>	<u>\$ 0</u>	<u>\$ 0</u>
Auditor General			
LICENSES AND FEES			
Filing Fees - Board of Arbitration of Claims.....	\$ 1	\$ 1	\$ 1
DEPARTMENT TOTAL	<u>\$ 1</u>	<u>\$ 1</u>	<u>\$ 1</u>

General Fund Revenue Detail

(Dollar Amounts in Thousands)

	2018-19 Actual	2019-20 Estimated	2020-21 Budget
Attorney General			
MISCELLANEOUS REVENUE			
Assessed Civil Penalties Payments.....	\$ 161	\$ 400	\$ 400
Miscellaneous Interest Offset for Appropriation 611.....	-1,511	-400	-400
Miscellaneous.....	16,567	250	250
Refunds of Expenditures Not Credited to Appropriations.....	22	25	25
SUBTOTAL.....	<u>\$ 15,239</u>	<u>\$ 275</u>	<u>\$ 275</u>
DEPARTMENT TOTAL.....	<u><u>\$ 15,239</u></u>	<u><u>\$ 275</u></u>	<u><u>\$ 275</u></u>
Treasury			
MISCELLANEOUS REVENUE			
Allocation Of Treasury Costs.....	\$ 4,376	\$ 4,374	\$ 4,376
Dividend Income Reinvested - Long Term.....	79	10	10
Interest On Average Collected Balance - WIC Program.....	15	15	15
Interest On Deposits.....	178	152	132
Interest On Securities.....	-1,518	0	0
Miscellaneous.....	30,558	75	65
Redeposit of Checks.....	0	52	26
Treasury Investment Income.....	38,789	27,024	27,078
Unclaimed Property - Claim Payments.....	-217,508	-179,987	-180,043
Unclaimed Property - Financial Institution Deposits.....	84,430	91,708	96,687
Unclaimed Property - Other Holder Deposits.....	214,691	279,579	292,256
Interest Transferred To Hodge Trust Fund.....	-3	-2	-2
SUBTOTAL.....	<u>\$ 154,087</u>	<u>\$ 223,000</u>	<u>\$ 240,600</u>
DEPARTMENT TOTAL.....	<u><u>\$ 154,087</u></u>	<u><u>\$ 223,000</u></u>	<u><u>\$ 240,600</u></u>
Agriculture			
LICENSES AND FEES			
Abattoir Licenses.....	\$ 4	\$ 1	\$ 5
Approved Inspectors Certificate And Registration Fees.....	3	3	3
Eating & Drinking Licenses.....	2,350	2,400	2,400
Egg Certification Fees.....	10	11	11
Ice Cream Licenses.....	147	150	150
Lab Directors' Exam Fees.....	2	5	5
Poultry Technician Licenses.....	6	6	6
Pub Weighmasters (Under Act 155).....	40	250	250
Registration Fee - Food Establishment.....	241	240	240
Rendering Plant Licenses.....	2	2	2
SUBTOTAL.....	<u>\$ 2,805</u>	<u>\$ 3,068</u>	<u>\$ 3,072</u>
MISCELLANEOUS REVENUE			
Interest Earnings Contra BA68.....	\$ -158	\$ 0	\$ 0
Miscellaneous.....	3	3	3
Right to Know.....	0	1	1
SUBTOTAL.....	<u>\$ -155</u>	<u>\$ 4</u>	<u>\$ 4</u>
DEPARTMENT TOTAL.....	<u><u>\$ 2,650</u></u>	<u><u>\$ 3,072</u></u>	<u><u>\$ 3,076</u></u>
Banking and Securities			
LICENSES AND FEES			
Licenses and Fees.....	\$ 28,187	\$ 28,253	\$ 28,253
DEPARTMENT TOTAL.....	<u><u>\$ 28,187</u></u>	<u><u>\$ 28,253</u></u>	<u><u>\$ 28,253</u></u>

General Fund Revenue Detail

(Dollar Amounts in Thousands)

	2018-19 Actual	2019-20 Estimated	2020-21 Budget
Community and Economic Development			
LICENSES AND FEES			
Municipal Indebtedness Fees.....	\$ 181	\$ 181	\$ 200
MISCELLANEOUS REVENUE			
PA 1st Principal Repayment.....	\$ 8	\$ 46	\$ 45
PA 1st Interest on Loans.....	2	12	12
Miscellaneous.....	1	1	1
Contract Interest.....	12	12	12
ID/BID Principle Repayments.....	220	310	250
ID/BID Penalty Charges.....	1	1	0
ID/BID Interest on Loans.....	69	73	70
PENWORKS Interest on Loans.....	826	830	750
PENWORKS Penalty Charges.....	1	2	2
PENWORKS Principle Repayment.....	4,371	4,410	4,350
GENERAL Interest on Loans.....	2	2	2
SUBTOTAL.....	\$ 5,513	\$ 5,699	\$ 5,494
DEPARTMENT TOTAL.....	\$ 5,694	\$ 5,880	\$ 5,694
Conservation and Natural Resources			
MISCELLANEOUS REVENUE			
Camp Leases.....	\$ 765	\$ 780	\$ 780
Ground Rents.....	17	16	16
Housing Rents.....	22	23	23
Mineral Sales.....	1	1	1
Miscellaneous.....	1	1	1
Sale of DEP Water Kits.....	1	1	1
Parks Consignment Sales.....	0	1	1
Rights-Of-Way.....	1,041	1,075	1,075
Water Leases.....	23	21	21
SUBTOTAL.....	\$ 1,871	\$ 1,919	\$ 1,919
DEPARTMENT TOTAL.....	\$ 1,871	\$ 1,919	\$ 1,919
Criminal Justice			
MISCELLANEOUS REVENUE			
Miscellaneous.....	\$ 56	\$ 0	\$ 0
Refunds of Expenditures Not Credited to Appropriations.....	2	0	0
Telephone Commissions.....	3,317	3,751	3,763
SUBTOTAL.....	\$ 3,375	\$ 3,751	\$ 3,763
DEPARTMENT TOTAL.....	\$ 3,375	\$ 3,751	\$ 3,763
Education			
LICENSES AND FEES			
Fees For Licensing Private Schools.....	\$ 143	\$ 145	\$ 147
Private Academic School Teacher Certification Fees.....	55	51	50
Fees For Licensing Private Driver Training Schools.....	74	82	90
Secondary Education Evaluation Fees.....	10	10	10
Teacher Certification Fees.....	2,639	2,383	2,232
Fingerprint and FBI Background Check Fees.....	596	700	700
SUBTOTAL.....	\$ 3,517	\$ 3,371	\$ 3,229

General Fund Revenue Detail

(Dollar Amounts in Thousands)

	2018-19 Actual	2019-20 Estimated	2020-21 Budget
MISCELLANEOUS REVENUE			
Miscellaneous.....	\$ 3	\$ 0	\$ 0
DEPARTMENT TOTAL.....	\$ 3,520	\$ 3,371	\$ 3,229
Environmental Protection			
LICENSES AND FEES			
Bituminous Shot Firers And Machine Runners Exam A.....	\$ 1	\$ 2	\$ 2
Blasters' Examination And Licensing Fees.....	41	41	41
Explosives Storage Permit Fees.....	76	75	75
Government Financed Cost Contracts.....	61	54	54
Hazardous Waste Facility Annual Permit Administration Fees.....	30	30	30
Hazardous Waste Facility Permit Application Fees.....	51	131	131
Hazardous Waste Storage-Disposal Fac-Fee.....	79	47	47
Hazardous Waste Transporter License and Fees.....	57	52	52
Infectious & Chemical Waste Transport Fees.....	14	13	13
Municipal Waste Annual Permit Administration Fees.....	256	247	247
Municipal Waste Permit Application Fees.....	103	104	104
Residual Waste Permit Administration Fees.....	225	212	212
Residual Waste Permit Application/Modification Fees.....	61	79	79
Sewage Permit Fees.....	106	107	107
Submerged Land Fees.....	51	54	54
Water Bacteriological Examination Fees.....	13	14	14
Water Power And Supply Permit Fees.....	93	94	94
SUBTOTAL.....	\$ 1,318	\$ 1,356	\$ 1,356
MISCELLANEOUS REVENUE			
Ground Rentals.....	\$ 10	\$ 10	\$ 10
Miscellaneous.....	9	9	9
Payment To Occupy Submerged Lands.....	2,285	2,013	2,013
Refunds of Expenditures Not Credited to Appropriations.....	2	3	3
Rights-Of-Way.....	28	28	28
Royalties to Recovery Of Materials - Schuylkill River.....	80	118	118
SUBTOTAL.....	\$ 2,414	\$ 2,181	\$ 2,181
DEPARTMENT TOTAL.....	\$ 3,732	\$ 3,537	\$ 3,537
Gaming Control Board			
LICENSES AND FEES			
VGT License Fees.....	\$ 49	\$ 0	\$ 25
VGT Application Fees.....	603	284	29
Fantasy Contest License Fees.....	317	122	16
Interactive Gaming License Fees.....	97,168	13,055	8,000
Sports Wagering License Fees.....	80,242	40,088	0
SUBTOTAL.....	\$ 178,379	\$ 53,549	\$ 8,070
MISCELLANEOUS REVENUE			
PGCB Start-up Loan Repayments, Act 42 of 2017.....	\$ 18,176	\$ 1,330	\$ 0
DEPARTMENT TOTAL.....	\$ 196,555	\$ 54,879	\$ 8,070
General Services			
MISCELLANEOUS REVENUE			
Allocation of Purchasing Costs Job 7.....	\$ 4,612	\$ 4,644	\$ 4,643
Real Estate Services.....	381	406	413
Refunds of Expenditures Not Credited to Appropriations.....	1	0	0
Rental of State Property.....	85	90	90

General Fund Revenue Detail

(Dollar Amounts in Thousands)

	2018-19 Actual	2019-20 Estimated	2020-21 Budget
Right to Know.....	0	1	1
Sale of State Property.....	49	2,000	2,000
Sale of Property Escrow.....	70	10	10
Reading State Office Building.....	181	274	279
Scranton State Office Building.....	477	589	599
Rebates to be Distributed.....	-28	0	0
Miscellaneous.....	86	0	0
SUBTOTAL.....	<u>\$ 5,914</u>	<u>\$ 8,014</u>	<u>\$ 8,035</u>
DEPARTMENT TOTAL.....	<u><u>\$ 5,914</u></u>	<u><u>\$ 8,014</u></u>	<u><u>\$ 8,035</u></u>
Human Services			
LICENSES AND FEES			
Personal Care Facilities Licenses.....	\$ 59	\$ 64	\$ 64
Service Participation Fees.....	-65	0	0
SUBTOTAL.....	<u>\$ -6</u>	<u>\$ 64</u>	<u>\$ 64</u>
MISCELLANEOUS REVENUE			
Miscellaneous.....	\$ 1	\$ 1	\$ 5
Refunds of Expenditures Not Credited to Appropriations.....	2	2	3
SUBTOTAL.....	<u>\$ 3</u>	<u>\$ 3</u>	<u>\$ 8</u>
DEPARTMENT TOTAL.....	<u><u>\$ -3</u></u>	<u><u>\$ 67</u></u>	<u><u>\$ 72</u></u>
Health			
LICENSES AND FEES			
Birth Certificate Fees.....	\$ 7,419	\$ 7,258	\$ 7,258
Birth Certificate Fees - Transfer.....	-4,034	-3,614	-3,614
CRE Certification Fees.....	22	25	25
Home Care Agency Licensure Fees.....	275	265	265
Hospice Licensing Fees.....	30	28	28
Miscellaneous Licensure Fees.....	268	300	300
Nursing Home Licenses.....	286	311	311
Pediatric Extended Care Licensing Fees.....	5	8	8
Profit Making Hospital Licenses.....	233	235	235
Registration Fees - Hearing Aid Act.....	121	119	119
Registration Fees - Drugs Devices and Cosmetics Act.....	514	515	515
Vital Statistics Fees.....	1,086	1,110	1,110
Wholesale Prescription Drug Distribution Licenses.....	34	34	34
SUBTOTAL.....	<u>\$ 6,259</u>	<u>\$ 6,594</u>	<u>\$ 6,594</u>
MISCELLANEOUS REVENUE			
Miscellaneous.....	\$ 232	\$ 228	\$ 228
Right to Know.....	3	3	3
SUBTOTAL.....	<u>\$ 235</u>	<u>\$ 231</u>	<u>\$ 231</u>
DEPARTMENT TOTAL.....	<u><u>\$ 6,494</u></u>	<u><u>\$ 6,825</u></u>	<u><u>\$ 6,825</u></u>

General Fund Revenue Detail

(Dollar Amounts in Thousands)

	2018-19 Actual	2019-20 Estimated	2020-21 Budget
Historical and Museum Commission			
MISCELLANEOUS REVENUE			
Keystone Fund.....	\$ 0	\$ 537	\$ 537
Box Storage at SRC.....	0	735	735
SUBTOTAL.....	\$ 0	\$ 1,272	\$ 1,272
DEPARTMENT TOTAL.....	\$ 0	\$ 1,272	\$ 1,272
Insurance			
LICENSES AND FEES			
Agents' Licenses.....	\$ 38,859	\$ 37,277	\$ 37,412
Brokers' Licenses.....	13,415	12,520	13,580
Division of Companies Certification - Certificates and Filing Fees.....	1,969	1,950	1,950
Examination Fees and Expenses.....	3,717	0	0
Market Conduct Examination Fees.....	931	0	0
Miscellaneous Fees.....	720	650	685
Contra Transfers.....	-33,831	-31,210	-31,808
Valuation of Policies Fees.....	10,390	10,000	10,000
SUBTOTAL.....	\$ 36,170	\$ 31,187	\$ 31,819
MISCELLANEOUS REVENUE			
Miscellaneous.....	\$ -1	\$ 0	\$ 0
DEPARTMENT TOTAL.....	\$ 36,169	\$ 31,187	\$ 31,819
Labor and Industry			
LICENSES AND FEES			
Accessibility.....	\$ 65	\$ 73	\$ 73
Approval of Building Plan Fees.....	843	475	475
Approval of Elevator Plan Fees.....	2,364	2,816	2,816
Bedding And Upholstery Fees.....	1,104	1,580	1,580
Boiler Inspections Fees.....	3,855	5,924	5,924
Boiler Plan Fees.....	238	282	282
Elevator Inspection Fees.....	2,178	2,797	2,797
Flammable Liquids Storage Fees.....	348	459	459
Industrial Board.....	363	702	702
Liquefied Petroleum Gas Plan Fees.....	0	1	1
Liquefied Petroleum Gas Regis Fees.....	267	339	339
Stuffed Toys Manufacturers' Registration Fees.....	125	155	155
UCC Certifications.....	101	85	85
SUBTOTAL.....	\$ 11,851	\$ 15,688	\$ 15,688
MISCELLANEOUS REVENUE			
Miscellaneous.....	\$ 2	\$ 0	\$ 0
Interest Earnings Contra BA12.....	-90	0	0
Refunds of Expenditures Not Credited to Appropriations.....	1	0	0
BOIS Misc Reimb.....	0	5	5
SUBTOTAL.....	\$ -87	\$ 5	\$ 5
DEPARTMENT TOTAL.....	\$ 11,764	\$ 15,693	\$ 15,693
Military and Veterans Affairs			
MISCELLANEOUS REVENUE			
Miscellaneous Revenue.....	\$ 3	\$ 0	\$ 0
DEPARTMENT TOTAL.....	\$ 3	\$ 0	\$ 0

General Fund Revenue Detail

(Dollar Amounts in Thousands)

2018-19 Actual 2019-20 Estimated 2020-21 Budget

Revenue

LICENSES AND FEES

Certification and Copy Fees.....	\$ 66	\$ 69	\$ 73
Cigarette Permit Fees.....	1,605	1,605	1,605
Domestic Violence and Rape Crisis Program Fee.....	1,063	998	934
Fee - Act 42 of 2017.....	8,500	-15,892	5,000
SUBTOTAL.....	\$ 11,234	\$ -13,220	\$ 7,612

MISCELLANEOUS REVENUE

Exempt Collections Per Act 1992-67.....	\$ 17,185	\$ 17,185	\$ 17,185
District Justice Costs.....	13,016	13,016	13,016
Act 64 Contra.....	-5,385	-5,385	-5,385
Miscellaneous.....	381	135	135
Distribution Due Absentee.....	281	261	261
Conscience Money.....	3	4	4
Refunds of Expenditures Not Credited to Appropriations.....	43	35	35
Miscellaneous.....	22	11	11
Act 64 - Contra To Rev Code 001490-018000-106.....	-246	0	0
SUBTOTAL.....	\$ 25,300	\$ 25,262	\$ 25,262

DEPARTMENT TOTAL..... **\$ 36,534** **\$ 12,042** **\$ 32,874**

State

LICENSES AND FEES

Charities Bureau Registration Fees.....	\$ 3,004	\$ 3,000	\$ 3,050
Commission And Filing Fees - Bureau of Elections.....	623	621	625
Commission And Filing Fees - Corporation Bureau.....	29,231	29,300	31,300
Campaign Finance Fee.....	136	55	100
Notary Public Commission Fees.....	951	950	950
SUBTOTAL.....	\$ 33,945	\$ 33,926	\$ 36,025

MISCELLANEOUS REVENUE

Prof. & Occupational Affairs Credit Card Transfer.....	\$ 1,046	\$ 0	\$ 0
Interest Transferred to HAVA Program.....	-412	0	0
SUBTOTAL.....	\$ 634	\$ 0	\$ 0

DEPARTMENT TOTAL..... **\$ 34,579** **\$ 33,926** **\$ 36,025**

State Police

MISCELLANEOUS REVENUE

Act 64 - Contra Miscellaneous Revenue.....	\$ -180	\$ 0	\$ 0
Miscellaneous.....	136	175	175
Refunds of Expenditures Not Credited to Appropriations.....	1	300	300
Reimbursement For Lost Property.....	0	1	1
SUBTOTAL.....	\$ -43	\$ 476	\$ 476

DEPARTMENT TOTAL..... **\$ -43** **\$ 476** **\$ 476**

General Fund Revenue Detail

(Dollar Amounts in Thousands)

	2018-19 Actual	2019-20 Estimated	2020-21 Budget
Transportation			
MISCELLANEOUS REVENUE			
Right to Know.....	\$ 7	\$ 10	\$ 10
Miscellaneous.....	54	24	24
SUBTOTAL.....	\$ 61	\$ 34	\$ 34
DEPARTMENT TOTAL.....	\$ 61	\$ 34	\$ 34
Other			
LICENSES AND FEES			
Gaming Control Board - Ancillary Table Games License Fees.....	\$ 218	\$ 182	\$ 417
Slot License Fees.....	12,705	0	0
Liquor Control Board - Small Games of Chance – License Fees.....	47	0	0
SUBTOTAL.....	\$ 12,970	\$ 182	\$ 417
MISCELLANEOUS REVENUE			
Payments in Lieu of Taxes - SWIF.....	\$ 3,038	\$ 3,000	\$ 3,000
Supreme Court.....	24	19	14
Interest Transferred to SHARE Loan Program.....	0	0	2
Transfers from Special Funds.....	0	0	3,000
SUBTOTAL.....	\$ 3,062	\$ 3,019	\$ 6,016
DEPARTMENT TOTAL.....	\$ 16,032	\$ 3,201	\$ 6,433
Total Licenses, Fees and Miscellaneous.....	\$ 543,562	\$ 421,800	\$ 419,100
Other Fines and Penalties			
Attorney General			
Criminal Restitution General Fund.....	\$ 215	\$ 60	\$ 60
Agriculture			
Amusement Rides and Attractions - Fines.....	0	3	3
General Food Fines.....	16	20	20
Miscellaneous Fines.....	2	1	1
Civil Penalties - Food Establishments.....	15	11	11
Fines - Weights & Measurements Division.....	0	3	3
Environmental Protection			
Miscellaneous Fines.....	0	9	9
Ethics Commission			
Violations-Act 1978-170.....	61	75	75
Lobbying Act Civil Penalties Act 134-206.....	97	50	60
Gaming Control Board			
Miscellaneous Fines and Penalties.....	1,763	1,728	1,728
Health			
Non-Compliance Fines and Penalties BA67.....	15	11	0
Insurance			
Miscellaneous Fines.....	1,136	1,000	1,000
Surcharge on Moving Vehicles Violations.....	33,969	31,295	31,345
Labor and Industry			
Minor Labor Law Fines.....	1	0	0
Miscellaneous Fines.....	59	0	0
Act 64 - Contra Revenue.....	-6	0	0
BOIS Regulatory Fine.....	2	5	5

General Fund Revenue Detail

(Dollar Amounts in Thousands)

	2018-19 Actual	2019-20 Estimated	2020-21 Budget
Public Utility Commission			
Violation of Order Fines.....	282	500	500
Revenue			
CRIZ Program Penalties.....	10	10	10
Commercial Driver Fines.....	336	336	336
Act 154 - 1994 Police Pursuits.....	1	1	1
Act 64 Contra revenue code.....	-15,848	-14,583	-14,547
Vehicle Codes Fines - Lcl Police Enf.....	20,654	20,600	20,564
Vehicle Code Fines - Overweight Trucks.....	422	422	422
Vehicle Code Fines - St Police Enf.....	18,353	17,143	17,143
Transportation			
Emission Regulation Fines & Penalties.....	184	50	51
Fines - Restoration - Operating Privileges.....	8,320	9,500	9,700
Restoration of Vehicle Registration.....	2,850	2,550	2,600
SUBTOTAL.....	<u>\$ 72,909</u>	<u>\$ 70,800</u>	<u>\$ 71,100</u>
Total Fines, Penalties and Interest.....	<u>\$ 72,909</u>	<u>\$ 70,800</u>	<u>\$ 71,100</u>
TOTAL NONTAX REVENUES.....	<u>\$ 801,571</u>	<u>\$ 677,700</u>	<u>\$ 675,300</u>
TOTAL GENERAL FUND REVENUES.....	<u>\$ 34,857,878</u>	<u>\$ 35,696,800</u>	<u>\$ 37,299,800</u>

Details may not add to totals due to rounding.

General Fund Revenue Summary

Revenue History

This table shows six years of actual General Fund revenues available for general appropriation. This table does not include special restricted receipts, receipts augmenting appropriations or federal funds.

(Dollar Amounts in Thousands)

	2013-14 Actual	2014-15 Actual	2015-16 Actual	2016-17 Actual	2017-18 Actual	2018-19 Actual
TAX REVENUE						
Corporation Taxes						
Corporate Net Income Tax.....	\$ 2,501,635	\$ 2,811,484	\$ 2,842,388	\$ 2,751,473	\$ 2,879,024	\$ 3,397,543
Selective Business:						
Gross Receipts Tax.....	1,279,229	1,261,821	1,304,907	1,230,536	1,149,933	1,250,052
Public Utility Realty Tax.....	37,048	38,157	39,211	40,185	33,817	36,292
Insurance Premium Tax.....	432,073	454,307	464,626	433,426	450,856	444,304
Financial Institutions Taxes.....	317,875	294,080	329,997	322,544	371,314	380,137
Total - Corporation Taxes.....	<u>\$ 4,567,860</u>	<u>\$ 4,859,849</u>	<u>\$ 4,981,129</u>	<u>\$ 4,778,164</u>	<u>\$ 4,884,944</u>	<u>\$ 5,508,328</u>
Consumption Taxes						
Sales and Use Tax.....	\$ 9,129,621	\$ 9,493,107	\$ 9,795,189	\$ 10,004,459	\$ 10,381,360	\$ 11,099,649
Cigarette Tax.....	976,908	927,205	911,512	1,261,573	1,198,252	1,118,764
Other Tobacco Products Tax.....	0	0	0	83,915	119,119	129,930
Malt Beverage Tax.....	25,096	24,473	24,946	24,396	24,115	23,534
Liquor Tax.....	320,912	334,414	348,056	361,856	371,508	381,876
Total - Consumption Taxes.....	<u>\$ 10,452,537</u>	<u>\$ 10,779,199</u>	<u>\$ 11,079,703</u>	<u>\$ 11,736,199</u>	<u>\$ 12,094,354</u>	<u>\$ 12,753,753</u>
Other Taxes						
Personal Income Tax.....	\$ 11,437,304	\$ 12,107,377	\$ 12,505,964	\$ 12,664,373	\$ 13,398,955	\$ 14,095,522
Realty Transfer Tax.....	375,408	413,778	481,720	478,005	514,442	533,981
Inheritance Tax.....	877,423	1,002,259	962,234	977,927	1,019,323	1,053,588
Gaming Taxes.....	90,451 ^a	95,921 ^a	100,200 ^a	120,611 ^a	123,059 ^a	131,673 ^a
Minor and Repealed Taxes.....	297,081 ^{bc}	233,936 ^{bc}	146,870 ^{bc}	-2,961 ^{bc}	-31,676 ^{bc}	-20,538 ^{bc}
Total - Other Taxes.....	<u>\$ 13,077,667</u>	<u>\$ 13,853,271</u>	<u>\$ 14,196,988</u>	<u>\$ 14,237,955</u>	<u>\$ 15,024,103</u>	<u>\$ 15,794,226</u>
TOTAL TAX REVENUES.....	<u>\$ 28,098,064</u>	<u>\$ 29,492,319</u>	<u>\$ 30,257,820</u>	<u>\$ 30,752,318</u>	<u>\$ 32,003,401</u>	<u>\$ 34,056,307</u>
NONTAX REVENUE						
State Stores Fund Transfer.....	\$ 80,000	\$ 80,000	\$ 0 ^d	\$ 216,400	\$ 185,100	\$ 185,100
Licenses, Fees and Miscellaneous:						
Licenses and Fees.....	109,287	110,082	116,716	119,139	322,964	326,833
Miscellaneous.....	248,832	839,933	455,091	501,867	1,980,128	216,729
Fines, Penalties and Interest:						
On Taxes.....	0	0	0	0	0	0
Other.....	70,969	70,167	71,954	79,276	75,355	72,909
TOTAL NONTAX REVENUES.....	<u>\$ 509,088</u>	<u>\$ 1,100,182</u>	<u>\$ 643,761</u>	<u>\$ 916,682</u>	<u>\$ 2,563,547</u>	<u>\$ 801,571</u>
GENERAL FUND TOTAL.....	<u>\$ 28,607,152</u>	<u>\$ 30,592,501</u>	<u>\$ 30,901,581</u>	<u>\$ 31,669,000</u>	<u>\$ 34,566,948</u>	<u>\$ 34,857,878</u>

^a This includes revenues originally collected under the Table Games revenue classification.

^b This includes revenues originally collected under the Other Selective Business Taxes revenue classification.

^c This includes revenues originally collected under the Capital Stock and Franchise Taxes revenue classification.

^d Act 10A of 2015 appropriates \$100 million Liquor Store Profits directly from the State Store Fund.

Details may not add to totals due to rounding.

– THIS PAGE INTENTIONALLY LEFT BLANK –



MOTOR LICENSE FUND

The Motor License Fund is a special revenue fund composed of monies received from liquid fuels taxes, licenses and fees on motor vehicles, aviation fuel tax revenues, federal aid for highway and aviation purposes, contributions from local subdivisions for highway projects and other miscellaneous highway revenues.

The fund provides for highway and bridge improvement, design, maintenance and purchase of rights-of-way, as well as aviation activities and Department of Transportation licensing and safety activities. It also finances State Police highway patrol operations and pays subsidies to local subdivisions for construction and maintenance of roads.

FINANCIAL STATEMENT *

(Dollar Amounts in Thousands)

	2018-19 Actual	2019-20 Available	2020-21 Estimated
Beginning Balance.....	\$ 216,436	\$ 28,977	\$ 51,272
Adjustment to Beginning Balance.....	<u>0</u>	<u>0</u>	<u>0</u>
Adjusted Beginning Balance.....	\$ 216,436	\$ 28,977	\$ 51,272
Revenue:			
Revenue Receipts.....	\$ 2,849,251	\$ 2,849,900	\$ 2,911,900
Adjustment to Official Estimate.....	0	12,000	0
Prior Year Lapses.....	<u>29,445</u>	<u>25,000</u>	<u>0</u>
Funds Available	<u>\$ 3,095,132</u>	<u>\$ 2,915,877</u>	<u>\$ 2,963,172</u>
Expenditures:			
Appropriations.....	\$ 3,066,155	\$ 2,866,605	\$ 2,940,767
Less Current Year Lapses.....	<u>0</u>	<u>-2,000</u>	<u>0</u>
Estimated Expenditures.....	<u>\$ 3,066,155</u>	<u>\$ 2,864,605</u>	<u>\$ 2,940,767</u>
Ending Balance.....	<u>\$ 28,977</u>	<u>\$ 51,272</u>	<u>\$ 22,405</u>

* Excludes restricted revenue.

Summary by Department

	(Dollar Amounts in Thousands)		
	2018-19 Actual	2019-20 Available	2020-21 Budget
Executive Offices			
General Government			
Commonwealth Technology Services.....	\$ 1,074	\$ 0	\$ 0
DEPARTMENT TOTAL	\$ 1,074	\$ 0	\$ 0
Treasury			
General Government			
Administration Refunding Liquid Fuels Tax.....	\$ 533	\$ 533	\$ 551
Refunds			
Refunding Liquid Fuels Taxes - State Share (EA).....	\$ 4,743	\$ 5,000	\$ 5,000
Refunding Liquid Fuels Taxes - Agriculture (EA).....	4,807	4,000	4,500
Refunding Liquid Fuels Taxes - Political Subdivisions (EA).....	3,800	5,000	5,000
Refunding Liquid Fuels Taxes - Volunteer Services (EA).....	600	500	800
Refunding Liquid Fuels Taxes - Snowmobiles & ATVs (EA).....	1,000	1,000	1,000
Refunding Liquid Fuels Taxes - Boat Fund (EA).....	11,130	12,223	12,300
Subtotal.....	\$ 26,080	\$ 27,723	\$ 28,600
Debt Service			
Capital Debt Transportation Projects.....	\$ 35,619	\$ 35,661	\$ 35,736
General Obligation Debt Service.....	17,815	17,748	17,859
Loan and Transfer Agent.....	50	40	40
Subtotal.....	\$ 53,484	\$ 53,449	\$ 53,635
TOTAL STATE FUNDS	\$ 80,097	\$ 81,705	\$ 82,786
Restricted.....	51,054	51,156	56,565
DEPARTMENT TOTAL	\$ 131,151	\$ 132,861	\$ 139,351
Agriculture			
General Government			
Weights & Measures Administration.....	\$ 5,228	\$ 5,228	\$ 5,817
Grants and Subsidies			
Dirt, Gravel and Low Volume Roads.....	\$ 28,000	\$ 28,000	\$ 28,000
TOTAL STATE FUNDS	\$ 33,228	\$ 33,228	\$ 33,817
DEPARTMENT TOTAL	\$ 33,228	\$ 33,228	\$ 33,817
Community and Economic Development			
General Government			
Appalachian Regional Commission.....	\$ 750	\$ 500	\$ 500
DEPARTMENT TOTAL	\$ 750	\$ 500	\$ 500
Conservation and Natural Resources			
General Government			
Dirt and Gravel Roads.....	\$ 7,000	\$ 7,000	\$ 7,000
TOTAL STATE FUNDS	\$ 7,000	\$ 7,000	\$ 7,000
Restricted.....	11,000	11,000	11,000

Summary by Department (continued)

	(Dollar Amounts in Thousands)		
	2018-19 Actual	2019-20 Available	2020-21 Budget
DEPARTMENT TOTAL.....	\$ 18,000	\$ 18,000	\$ 18,000
Education			
Grants and Subsidies			
Safe Driving Course.....	\$ 1,100	\$ 1,100	\$ 1,100
DEPARTMENT TOTAL.....	\$ 1,100	\$ 1,100	\$ 1,100
General Services			
General Government			
Harristown Rental Charges (EA).....	\$ 136	\$ 153	\$ 95
Harristown Utility and Municipal Charges (EA).....	251	291	276
Tort Claims Payments.....	9,000	9,000	9,000
Subtotal.....	\$ 9,387	\$ 9,444	\$ 9,371
TOTAL STATE FUNDS.....	\$ 9,387	\$ 9,444	\$ 9,371
DEPARTMENT TOTAL.....	\$ 9,387	\$ 9,444	\$ 9,371
Revenue			
General Government			
Collections - Liquid Fuels Tax.....	\$ 19,285	\$ 19,285	\$ 23,136
Refunds			
Refunding Liquid Fuels Tax (EA).....	\$ 30,400	\$ 26,075	\$ 28,700
TOTAL STATE FUNDS.....	\$ 49,685	\$ 45,360	\$ 51,836
DEPARTMENT TOTAL.....	\$ 49,685	\$ 45,360	\$ 51,836
State Police			
General Government			
General Government Operations.....	\$ 681,053	\$ 647,395	\$ 617,164
Statewide Public Safety Radio System.....	36,996	38,076	36,153
Law Enforcement Information Technology.....	20,697	20,697	20,697
Municipal Police Training.....	1,832	1,724	1,708
Patrol Vehicles.....	12,000	12,000	12,000
Commercial Vehicle Inspections.....	12,091	12,708	12,808
Subtotal.....	\$ 764,669	\$ 732,600	\$ 700,530
Grants and Subsidies			
Municipal Police Training Grants.....	\$ 5,000	\$ 5,000	\$ 5,000
TOTAL STATE FUNDS.....	\$ 769,669	\$ 737,600	\$ 705,530
Federal Funds.....	9,183	9,186	8,954
Augmentations.....	18	35	35
Restricted.....	1,559	1,500	1,500
DEPARTMENT TOTAL.....	\$ 780,429	\$ 748,321	\$ 716,019

Summary by Department (continued)

	(Dollar Amounts in Thousands)		
	2018-19	2019-20	2020-21
	Actual	Available	Budget
Transportation			
General Government			
General Government Operations.....	\$ 60,921	\$ 62,421	\$ 63,900
Welcome Centers.....	3,815	4,115	4,115
Highway and Safety Improvements.....	278,000	190,000	250,000
Highway Capital Projects (EA).....	230,000	230,000	230,000
Highway Maintenance.....	860,860	882,054	890,546
Rural Commercial Routes.....	90,000	0	0
Highway Systems Technology and Innovation.....	16,000	16,000	16,000
Reinvestment in Facilities.....	11,000	16,000	16,000
Driver and Vehicle Services.....	165,216	186,403	208,403
Homeland Security - REAL ID.....	27,966	29,599	25,901
Subtotal.....	<u>\$ 1,743,778</u>	<u>\$ 1,616,592</u>	<u>\$ 1,704,865</u>
Grants and Subsidies			
Local Road Maintenance and Construction Payments.....	\$ 260,637	\$ 253,576	\$ 253,462
Supplemental Local Road Maintenance & Construction Payments.....	5,000	5,000	5,000
Municipal Roads and Bridges.....	30,000	30,000	30,000
Maintenance and Construction of County Bridges.....	5,000	5,000	5,000
Municipal Traffic Signals.....	40,000	10,000	20,000
Payment to Turnpike Commission (EA).....	28,000	28,000	28,000
Subtotal.....	<u>\$ 368,637</u>	<u>\$ 331,576</u>	<u>\$ 341,462</u>
Refunds			
Refunding Collected Monies (EA).....	\$ 1,750	\$ 2,500	\$ 2,500
TOTAL STATE FUNDS.....	<u><u>\$ 2,114,165</u></u>	<u><u>\$ 1,950,668</u></u>	<u><u>\$ 2,048,827</u></u>
Federal Funds.....	1,730,709	2,062,061	2,032,386
Augmentations.....	77,975	129,864	98,650
Restricted.....	2,268,158	2,199,987	2,249,596
DEPARTMENT TOTAL.....	<u>\$ 6,191,007</u>	<u>\$ 6,342,580</u>	<u>\$ 6,429,459</u>
Fund Summary			
State Funds - Transportation.....	\$ 2,114,165	\$ 1,950,668	\$ 2,048,827
State Funds - Other Departments.....	951,990	915,937	891,940
TOTAL STATE FUNDS.....	<u><u>\$ 3,066,155</u></u>	<u><u>\$ 2,866,605</u></u>	<u><u>\$ 2,940,767</u></u>
Motor License Fund Total-All Funds			
State Funds.....	\$ 3,066,155	\$ 2,866,605	\$ 2,940,767
Federal Funds.....	1,739,892	2,071,247	2,041,340
Augmentations.....	77,993	129,899	98,685
Restricted.....	2,331,771	2,263,643	2,318,661
FUND TOTAL.....	<u><u>\$ 7,215,811</u></u>	<u><u>\$ 7,331,394</u></u>	<u><u>\$ 7,399,453</u></u>

Revenue Summary: Five Year Revenue Projections

(Dollar Amounts in Thousands)

	2018-19 Actual	2019-20 Available	2020-21 Budget	2021-22 Estimated	2022-23 Estimated	2023-24 Estimated	2024-25 Estimated
Liquid Fuels Taxes.....	\$ 1,837,184	\$ 1,834,200	\$ 1,854,800	\$ 1,864,700	\$ 1,854,000	\$ 1,855,700	\$ 1,847,100
Motor Licenses and Fees.....	992,389	1,009,000	1,038,800	1,044,500	1,072,000	1,098,300	1,105,000
Other Motor License Fund Revenues.....	19,678	18,700	18,300	18,500	18,700	18,800	19,000
TOTAL MOTOR LICENSE FUND REVENUES.....	\$ 2,849,251	\$ 2,861,900	\$ 2,911,900	\$ 2,927,700	\$ 2,944,700	\$ 2,972,800	\$ 2,971,100
Aviation Restricted Revenues.....	\$ 8,670	\$ 9,000	\$ 8,800	\$ 8,800	\$ 8,800	\$ 8,800	\$ 8,800
Highway Bridge Improvement Restricted Revenues.....	\$ 227,348	\$ 227,100	\$ 226,400	\$ 226,600	\$ 226,000	\$ 227,600	\$ 227,400
State Highway Transfer Restricted Revenues.....	\$ 54,793	\$ 54,700	\$ 55,300	\$ 55,600	\$ 55,200	\$ 55,200	\$ 54,900
Oil Company Franchise Tax Restricted Revenues.....	\$ 1,004,534	\$ 1,002,300	\$ 1,013,900	\$ 1,019,100	\$ 1,012,400	\$ 1,012,800	\$ 1,006,600
Supplemental Maintenance Restricted Revenues.....	\$ 703,174	\$ 701,600	\$ 709,700	\$ 713,300	\$ 708,700	\$ 708,900	\$ 704,600

Adjustments to Revenue Estimate

On June 28, 2019 an official estimate for the 2019-20 fiscal year of \$2,849,900,000 was certified. The estimate detailed below reflects actual revenue collections through the first six months of the fiscal year and expected collections for the balance of the fiscal year.

(Dollar Amounts in Thousands)

	2019-20 Official Estimate	Adjustments	2019-20 Revised Estimate
Liquid Fuels Taxes.....	\$ 1,821,900	\$ 12,300	\$ 1,834,200
Motor Licenses and Fees.....	1,008,600	400	1,009,000
Other Motor License Fund Revenues.....	19,400	-700	18,700
TOTAL.....	\$ 2,849,900	\$ 12,000	\$ 2,861,900

Revenue Sources

Liquid Fuels Taxes

Actual		Estimated	
2013-14.....	\$ 1,294,432	2019-20.....	\$ 1,834,200
2014-15.....	1,562,431	2020-21.....	1,854,800
2015-16.....	1,659,197	2021-22.....	1,864,700
2016-17.....	1,732,660	2022-23.....	1,854,000
2017-18.....	1,846,403	2023-24.....	1,855,700
2018-19.....	1,837,184	2024-25.....	1,847,100

Tax Base and Rates:

Liquid Fuels and Fuels Tax: Effective January 1, 2014, Act 89 of 2013 repealed the permanent 12 cents per gallon tax imposed and assessed upon liquid fuels and fuels used or sold and delivered by registered distributors within this commonwealth.

Alternative Fuels Tax: The Alternative Fuels Tax became effective October 1, 1997, and is imposed on fuels other than liquid fuels or fuels used to propel motor vehicles on public highways. The tax rate applies to each gasoline gallon equivalent of alternative fuel and equals the current Oil Company Franchise Tax applicable to one gallon of gasoline.

Motor Carriers Road Tax-International Fuel Tax Agreement: The Motor Carriers Road Tax is levied on motor carriers operating vehicles with a gross weight or registered gross weight in excess of 26,000 pounds. The tax is equal to the Oil Company Franchise Tax described below effective January 1, 2014. Previously, the tax rate was 115 mills. Prior to October 1, 1997, an additional tax of 6 cents per gallon was collected through the motor carriers road tax. This tax was repealed and replaced by a 55 mill addition to the oil company franchise tax rate, imposed on fuels effective October 1, 1997. The 55 mill portion of the tax rate is dedicated to the Highway Bridge Restricted Account. Credit against the tax is given for liquid fuels and fuels tax and oil company franchise tax paid at the pump or directly remitted. Credit is also given for tax paid on motor fuels purchased in Pennsylvania but consumed elsewhere.

The Motorbus Road Tax which imposed taxes on the amount of motor fuel used by bus companies in their operations on highways within the commonwealth was repealed, effective January 1, 1996, with the enactment of the International Fuel Tax Agreement.

Identification markers are required to be issued annually upon a payment of \$5 per vehicle for each vehicle subject to these taxes based in the commonwealth.

International Fuel Tax Agreement (IFTA): Effective January 1, 1996, Pennsylvania implemented IFTA. Under this agreement, qualified vehicles are subject to payment of fuel tax obligations. Qualified vehicles are those with two axles greater than 26,000 pounds, combinations greater than 26,000 pounds and those with three or more axles regardless of weight. Therefore, 17,001 to 26,000 pound vehicles, which previously were subject to the Motor Carriers Road Tax, are not subject under IFTA. Additionally, the Motorbus Road Tax was repealed and a bus meeting the qualified vehicle definition is subject to IFTA provisions. Identification markers remain at \$5 per qualified vehicle. The underlying fuel tax rates are unaffected by IFTA.

Oil Company Franchise Tax: This tax is an excise tax on all taxable liquid fuels, fuels, and alternative fuels. Act 3 of 1997 imposed a tax of 153.5 mills on all taxable liquid fuels and 208.5 mills on all taxable fuels and is imposed on a cents-per-gallon equivalent basis. Act 89 of 2013 added an additional 64 mills in 2014, 49 mills in 2015, 48 mills in 2016, 41 mills in 2017, and 39 mills in 2018 and each calendar year thereafter. Act 89 of 2013 also increased the average wholesale price in 2014 through 2016, and uncaps it in 2017 and thereafter. There is also a statutory average wholesale price floor set at \$2.99 per gallon for 2017 and each year thereafter. Prior to Act 89 of 2013, Act 32 of 1983 set minimum and maximum average wholesale prices at \$0.90 and \$1.25 per gallon, respectively. Receipts from 57 mills of the tax on liquid fuels and fuels are deposited as unrestricted Motor License Fund revenue, along with the mills added by Act 89 of 2013. However, 4.17 percent of the mills added by Act 89 of 2013 are transferred to the Liquid Fuels Tax Fund. The balance of the tax rate represents revenues restricted to certain highway activities. These dedicated and restricted revenues are not included in the above estimates. Bus companies are entitled to a refund equal to 55 mills of the Oil Company Franchise Tax paid on fuels.

Revenue Sources (continued)

Motor Licenses and Fees

Actual		Estimated	
2013-14.....	\$ 893,886	2019-20.....	\$ 1,009,000
2014-15.....	950,807	2020-21.....	1,038,800
2015-16.....	962,678	2021-22.....	1,044,500
2016-17.....	1,000,528	2022-23.....	1,072,000
2017-18.....	1,045,596	2023-24.....	1,098,300
2018-19.....	992,389	2024-25.....	1,105,000

The commonwealth receives revenue from the collection of fees levied for the registration and titling of motor vehicles and for the issuance of learners' permits, operators' licenses, certificates of title and transfers of registration. Various motor vehicle registration fees were increased on April 1, 2014 per Act 89 of 2013. Act 89 of 2013 redirected certain vehicle fees that had been deposited in the Motor License Fund to public transit and multimodal transportation programs and authorizes a fee option in lieu of suspension for driving without insurance. Since January 1, 2017, Act 89 provides the motor vehicle owner an option for biennial vehicle registration renewal rather than the current annual cycle.

Other Motor License Fund Revenues

Actual		Estimated	
2013-14.....	\$ 258,447	2019-20.....	\$ 18,700
2014-15.....	98,274	2020-21.....	18,300
2015-16.....	35,673	2021-22.....	18,500
2016-17.....	25,341	2022-23.....	18,700
2017-18.....	56,493	2023-24.....	18,800
2018-19.....	19,678	2024-25.....	19,000

Other Motor License Fund revenues include the following sources:

Fines — Aeronautics fines collected under the Liquid Fuels and Fuels Tax Act.

Miscellaneous Revenue — Interest on Motor License Fund deposits; investments and securities; the sale of unserviceable properties, maps, plans and inspection stickers; and the rental of state properties.

Per Act 89 of 2013, the Motor License Fund no longer receives payments from the Pennsylvania Turnpike Commission in accordance with Act 44 of 2007. These payments will now be redirected to the public transit and multimodal transportation programs.

Revenue Detail

The following is a detailed list of all revenues available for Motor License Fund appropriations. Restricted receipts and revenues for the aviation, highway bridge improvement, state highway turnback programs and the Oil Company Franchise Tax restricted accounts are not included in these amounts.

(Dollar Amounts in Thousands)

	2018-19 Actual	2019-20 Available	2020-21 Budget
MOTOR FUELS TAXES			
Liquid Fuels Tax			
Liquid Fuels Tax.....	\$ 13	\$ 0	\$ 0
Liquid Fuels Tax Penalties.....	7	0	0
Subtotal.....	<u>\$ 20</u>	<u>\$ 0</u>	<u>\$ 0</u>
Alternative Fuel Tax			
Alternative Fuel Tax.....	\$ 15,575	\$ 15,480	\$ 16,280
Alternative Fuel Tax Interest and Penalties.....	16	20	20
Subtotal.....	<u>\$ 15,591</u>	<u>\$ 15,500</u>	<u>\$ 16,300</u>
Motor Carriers Road Tax — International Fuel Tax Agreement			
Motor Carriers Road/IFTA — Fuels Tax.....	\$ 131,596	\$ 131,630	\$ 131,530
Motor Carriers Road/IFTA — Registration Fees,			
Special Permit Fees and Fines.....	2,372	2,370	2,370
Subtotal.....	<u>\$ 133,968</u>	<u>\$ 134,000</u>	<u>\$ 133,900</u>
Oil Company Franchise Tax			
Oil Company Franchise Tax	\$ 1,006,062	\$ 1,003,700	\$ 1,015,700
OCFT - Liquid Fuels.....	535,671	535,430	543,830
OCFT - Liquid Fuels Interest.....	127	130	130
OCFT - Liquid Fuels Penalties.....	438	440	440
OCFT - Fuel Use.....	145,307	145,000	144,500
Subtotal.....	<u>\$ 1,687,605</u>	<u>\$ 1,684,700</u>	<u>\$ 1,704,600</u>
TOTAL MOTOR FUELS TAXES.....	<u><u>\$ 1,837,184</u></u>	<u><u>\$ 1,834,200</u></u>	<u><u>\$ 1,854,800</u></u>
MOTOR LICENSES AND FEES			
Operators' Licenses.....	\$ 71,543	\$ 82,500	\$ 64,700
REAL ID.....	4,647	27,400	10,100
Other Fees Collected by Bureau of Motor Vehicles.....	9,871	-59,200	2,000
Registration Fees Received from Other States/IRP.....	138,807	149,600	153,300
Special Hauling Permit Fees.....	37,140	36,300	36,600
Vehicle Registration and Titling.....	730,381	772,400	772,100
TOTAL MOTOR LICENSES AND FEES.....	<u><u>\$ 992,389</u></u>	<u><u>\$ 1,009,000</u></u>	<u><u>\$ 1,038,800</u></u>

Revenue Detail (continued)

(Dollar Amounts in Thousands)

	2018-19 Actual	2019-20 Available	2020-21 Budget
OTHER MOTOR LICENSE FUND REVENUES			
Fines and Penalties			
Department of Revenue			
Vehicle Code Fines.....	\$ 854	\$ 500	\$ 500
Miscellaneous Revenues			
Treasury Department			
Treasury Investment Income.....	\$ 16,071	\$ 15,600	\$ 15,700
Department of General Services			
Sale of Unserviceable Property.....	\$ 431	\$ 300	\$ 300
Department of Transportation			
Fees for Reclaiming Abandoned Vehicles.....	\$ 53	\$ 50	\$ 40
Highway Bridge Income.....	1	0	0
Highway Encroachment Permits.....	1,594	1,580	1,230
Interest Earned - Restricted Revenue.....	-858 ^a	-850 ^a	-660 ^a
Loan Repayments - Interest.....	1,516	1,500	1,180
Miscellaneous Revenues.....	15	20	10
Recovered Damages.....	-10	-10	-10
Sale of Maps and Plans.....	11	10	10
Subtotal.....	<u>\$ 2,322</u>	<u>\$ 2,300</u>	<u>\$ 1,800</u>
TOTAL OTHER MOTOR LICENSE FUND REVENUES.....	<u>\$ 19,678</u>	<u>\$ 18,700</u>	<u>\$ 18,300</u>
TOTAL MOTOR LICENSE FUND REVENUES.....	<u>\$ 2,849,251</u>	<u>\$ 2,861,900</u>	<u>\$ 2,911,900</u>

^a Amounts transferred to restricted revenue account.

Restricted Revenues Not Included in Department Total

Aviation Revenues

Actual		Estimated	
2013-14.....	\$ 8,699	2019-20.....	\$ 9,000
2014-15.....	9,756	2020-21.....	8,800
2015-16.....	7,582	2021-22.....	8,800
2016-17.....	7,254	2022-23.....	8,800
2017-18.....	8,553	2023-24.....	8,800
2018-19.....	8,670	2024-25.....	8,800

Aviation revenue includes taxes levied on aviation gasoline and jet fuel, and income earned at state-owned airports. Effective January 2, 1998, in accordance with Act 60 of 1997, ownership of these airports was transferred to a local authority. Therefore, starting with 1997-98, aviation revenues exclude state-owned airport revenue. Aviation gasoline and jet fuel tax rates are adjusted annually based on the change in the jet fuel price index. In accordance with Act 164 of 1984, the aviation gasoline rate is not to exceed 6.0 cents per gallon nor be less than 3.0 cents per gallon. The Jet Fuel Tax is not to exceed 2.0 cents per gallon nor be less than 1.5 cents per gallon. The tax rate as of January 1, 2019, is 6.0 cents per gallon on aviation gasoline and 2.0 cents per gallon on jet fuel. Aviation restricted revenues are not included in Motor License Fund revenue totals.

	2018-19 Actual	2019-20 Available	2020-21 Budget
AVIATION REVENUES			
Aviation Liquid Fuels Tax.....	\$ 7,813	\$ 8,300	\$ 8,100
Interest.....	857	700	700
TOTAL AVIATION REVENUES.....	\$ 8,670	\$ 9,000	\$ 8,800

Highway Bridge Improvement Revenues

Actual		Estimated	
2013-14.....	\$ 124,088	2019-20.....	\$ 227,100
2014-15.....	168,274	2020-21.....	226,400
2015-16.....	191,096	2021-22.....	226,600
2016-17.....	198,184	2022-23.....	226,000
2017-18.....	225,846	2023-24.....	227,600
2018-19.....	227,348	2024-25.....	227,400

The Highway Bridge Improvement account was created by Act 234 of 1982. The largest revenue source is the Oil Company Franchise Tax with 55 mills enacted in Act 3 of 1997 and a portion of 1.5 mills authorized in Act 89 of 2013. The overall Oil Company Franchise Tax average wholesale price provisions also apply to the millage designated for this restricted account. Fees are received from a portion of the registration fee for Pennsylvania based motor vehicles in classes 9-25, as well as temporary permit fees collected from out-of-state motor carriers for travel in Pennsylvania. Act 89 of 2013 phased in the uncapping of the average wholesale price used to calculate the Oil Company Franchise Tax.

	2018-19 Actual	2019-20 Available	2020-21 Budget
HIGHWAY BRIDGE IMPROVEMENT REVENUES			
Registration Fee Portion-PA-Based Motor Vehicles.....	\$ 11,237	\$ 10,900	\$ 10,900
Temporary Permit Fees.....	513	500	500
Oil Company Franchise Tax.....	215,598	215,700	215,000
TOTAL HIGHWAY BRIDGE REVENUES.....	\$ 227,348	\$ 227,100	\$ 226,400

Restricted Revenues Not Included in Department Total (continued)

State Highway Transfer Revenues

Actual		Estimated	
2013-14.....	\$ 28,110	2019-20.....	\$ 54,700
2014-15.....	39,339	2020-21.....	55,300
2015-16.....	45,888	2021-22.....	55,600
2016-17.....	49,420	2022-23.....	55,200
2017-18.....	55,436	2023-24.....	55,200
2018-19.....	54,793	2024-25.....	54,900

Act 32 of 1983 established the local highway turnback program funded by a restricted account within the Motor License Fund. The overall Oil Company Franchise Tax average wholesale price provisions also apply to the millage designated for this restricted account. Act 89 of 2013 directed that increased revenue from the act be transferred to the Highway Bridge Improvement restricted account for local bridge projects. Per Act 89, beginning in 2017-18, the 3 mills is to be equally divided between the State Highway Transfer Program and the Highway Bridge Improvement account.

Oil Company Franchise Tax Revenues

Actual		Estimated	
2013-14.....	\$ 515,346	2019-20.....	\$ 1,002,300
2014-15.....	721,220	2020-21.....	1,013,900
2015-16.....	841,279	2021-22.....	1,019,100
2016-17.....	906,042	2022-23.....	1,012,400
2017-18.....	1,016,312	2023-24.....	1,012,800
2018-19.....	1,004,534	2024-25.....	1,006,600

Oil Company Franchise Tax Restricted Account revenues are provided by 55 mills of the Oil Company Franchise Tax as a result of Act 26 of 1991. Prior to Act 89 of 2013 revenues were restricted to the following purposes: 42 percent for maintenance, 17 percent for capital projects, 13 percent for bridges, 12 percent for municipalities, 14 percent for toll roads and 2 percent for county or forestry bridges. Act 89 of 2013 changed these percentages for maintenance and capital projects to align with the transportation investment plan as follows: 45 percent in 2013-14, 29 percent in 2014-15, 25 percent in 2015-16, and 19 percent for each fiscal year thereafter for Highway Maintenance, and 14 percent in 2013-14, 30 percent in 2014-15, 34 percent in 2015-16, and 40 percent for each fiscal year thereafter for capital projects. Act 89 of 2013 phased in the uncapping of the average wholesale price used to calculate the Oil Company Franchise Tax.

Supplemental Maintenance Revenues

Actual		Estimated	
2013-14.....	\$ 360,743	2019-20.....	\$ 701,600
2014-15.....	504,854	2020-21.....	709,700
2015-16.....	588,896	2021-22.....	713,300
2016-17.....	634,229	2022-23.....	708,700
2017-18.....	711,418	2023-24.....	708,900
2018-19.....	703,174	2024-25.....	704,600

Supplemental Maintenance Restricted Account revenues are provided by 38.5 mills of the Oil Company Franchise Tax as a result of Act 3 of 1997. Prior to Act 89 of 2013 revenues were restricted to the following purposes: 12 percent for municipalities and 88 percent for maintenance. Act 89 of 2013 changed the percentages for maintenance to align with the transportation investment plan as follows: 68 percent in 2013-14, 49 percent in 2014-15, 40 percent each fiscal year thereafter for maintenance, and 20 percent in 2013-14, 39 percent in 2014-15, and 48 percent for each fiscal year thereafter for Expanded Highway and Bridge Maintenance. Act 89 of 2013 phased in the uncapping of the average wholesale price used to calculate the Oil Company Franchise Tax.



LOTTERY FUND

The Lottery Fund is a special revenue fund composed of monies received from lottery ticket sales. It provides for lottery prizes and for programs to support older Pennsylvanians including property tax and rent assistance, community care programs, mass transit fare subsidies and prescription drug costs.

Financial Statement

(Dollar Amounts in Thousands)

	2018-19 Actual	2019-20 Available	2020-21 Estimated
Beginning Balance	\$ 4,244	\$ 4,249	\$ 4,040
Rounding Adjustment Required.....	-1	2	0
Reserve from Previous Year.....	0	0	0
Total Beginning Balance	<u>\$ 4,243</u>	<u>\$ 4,251</u>	<u>\$ 4,040</u>
Receipts:			
Gross Ticket Sales.....	\$ 4,884,794	\$ 4,841,515	\$ 5,016,032
Less Field Paid Prizes and Commissions.....	-3,099,363	-3,168,983	-3,277,455
Transfers and Earnings.....	145,216	148,550	120,950
Net Revenue Estimate.....	<u>\$ 1,930,647</u>	<u>\$ 1,821,082</u>	<u>\$ 1,859,527</u>
Prior Year Lapses.....	21,439	4,299	0
Total Receipts	<u>\$ 1,952,086</u>	<u>\$ 1,825,381</u>	<u>\$ 1,859,527</u>
Funds Available	<u>\$ 1,956,329</u>	<u>\$ 1,829,632</u>	<u>\$ 1,863,567</u>
Expenditures:			
Appropriated.....	\$ 1,952,080	\$ 1,825,592	\$ 1,858,898
Current Year Lapses.....	0	0	0
Estimated Expenditures.....	<u>\$ 1,952,080</u>	<u>\$ 1,825,592</u>	<u>\$ 1,858,898</u>
Reserve for Current Year.....	<u>\$ 0</u>	<u>\$ 0</u>	<u>\$ 0</u>
Ending Balance	<u><u>\$ 4,249</u></u>	<u><u>\$ 4,040</u></u>	<u><u>\$ 4,669</u></u>

NOTES ON FINANCIAL STATEMENT

(Dollar Amounts in Thousands)

SUPPLEMENTAL APPROPRIATIONS

	2019-20 Available
STATE SUPPLEMENTALS	
Aging	
PENNCARE.....	\$ -12,281
Transfer to Pharmaceutical Assistance Fund.....	<u>-10,000</u>
Aging Total.....	<u>\$ -22,281</u>
Human Services	
Medical Assistance - Community HealthChoices.....	\$ -63,000
 TOTAL STATE SUPPLEMENTALS.....	 <u><u>\$ -85,281</u></u>

Summary by Department

	(Dollar Amounts in Thousands)		
	2018-19 Actual	2019-20 Available	2020-21 Budget
Aging			
General Government			
General Government Operations.....	\$ 8,315	\$ 8,743	\$ 9,966
Grants and Subsidies			
PENNCARE.....	\$ 333,778	\$ 293,043	\$ 293,826
Pre-Admission Assessment.....	8,749	8,750	8,750
Caregiver Support.....	11,573	12,103	12,103
Alzheimer's Outreach.....	250	250	250
Transfer to Pharmaceutical Assistance Fund.....	155,000	145,000	145,000
Grants to Senior Centers.....	2,000	2,000	2,000
Subtotal.....	<u>\$ 511,350</u>	<u>\$ 461,146</u>	<u>\$ 461,929</u>
TOTAL STATE FUNDS.....	<u><u>\$ 519,665</u></u>	<u><u>\$ 469,889</u></u>	<u><u>\$ 471,895</u></u>
Augmentations.....	805	763	796
DEPARTMENT TOTAL.....	<u>\$ 520,470</u>	<u>\$ 470,652</u>	<u>\$ 472,691</u>
Human Services			
Grants and Subsidies			
Medical Assistance - Long-Term Care.....	\$ 81,381	\$ 0	\$ 0
Home and Community-Based Services.....	120,668	0	0
Medical Assistance - Transportation Services.....	3,500	3,500	3,500
Medical Assistance - Community HealthChoices.....	166,806	334,013	348,966
Subtotal.....	<u>\$ 372,355</u>	<u>\$ 337,513</u>	<u>\$ 352,466</u>
TOTAL STATE FUNDS.....	<u><u>\$ 372,355</u></u>	<u><u>\$ 337,513</u></u>	<u><u>\$ 352,466</u></u>
DEPARTMENT TOTAL.....	<u>\$ 372,355</u>	<u>\$ 337,513</u>	<u>\$ 352,466</u>
Revenue			
General Government			
General Operations (EA).....	\$ 74,396	\$ 78,842	\$ 66,848
Lottery Advertising (EA).....	51,000	51,000	51,000
Property Tax Rent Rebate - General Operations (EA).....	15,298	15,651	21,024
On-Line Vendor Commissions (EA).....	55,495	42,178	44,145
Instant Vendor Commissions (EA).....	32,861	33,199	34,331
iLottery Vendor Commissions (EA).....	0	1,113	7,469
Payment of Prize Money (EA).....	414,381	382,000	399,713
Subtotal.....	<u>\$ 643,431</u>	<u>\$ 603,983</u>	<u>\$ 624,530</u>
Grants and Subsidies			
Property Tax & Rent Assistance for Older Pennsylvanians (EA).....	\$ 251,200	\$ 243,300	\$ 239,100
TOTAL STATE FUNDS.....	<u><u>\$ 894,631</u></u>	<u><u>\$ 847,283</u></u>	<u><u>\$ 863,630</u></u>
Augmentations.....	160	680	683
DEPARTMENT TOTAL.....	<u>\$ 894,791</u>	<u>\$ 847,963</u>	<u>\$ 864,313</u>

Summary by Department (continued)

	(Dollar Amounts in Thousands)		
	2018-19 Actual	2019-20 Available	2020-21 Budget
Transportation			
Grants and Subsidies			
Older Pennsylvanians Shared Rides (EA).....	\$ 69,522	\$ 75,000	\$ 75,000
Transfer to Public Transportation Trust Fund (EA).....	95,907	95,907	95,907
Subtotal.....	<u>\$ 165,429</u>	<u>\$ 170,907</u>	<u>\$ 170,907</u>
TOTAL STATE FUNDS.....	<u><u>\$ 165,429</u></u>	<u><u>\$ 170,907</u></u>	<u><u>\$ 170,907</u></u>
DEPARTMENT TOTAL.....	<u>\$ 165,429</u>	<u>\$ 170,907</u>	<u>\$ 170,907</u>
TOTAL STATE FUNDS.....	<u><u>\$ 165,429</u></u>	<u><u>\$ 170,907</u></u>	<u><u>\$ 170,907</u></u>
Lottery Fund Total-All Funds			
State Funds.....	\$ 1,952,080	\$ 1,825,592	\$ 1,858,898
Augmentations.....	965	1,443	1,479
FUND -----	<u><u>\$ 1,953,045</u></u>	<u><u>\$ 1,827,035</u></u>	<u><u>\$ 1,860,377</u></u>

Revenue Summary: Five Year Revenue Projections

(Dollar Amounts in Thousands)

	2018-19 Actual	2019-20 Available	2020-21 Budget	2021-22 Estimated	2022-23 Estimated	2023-24 Estimated	2024-25 Estimated
Collections.....	\$ 1,785,431	\$ 1,672,532	\$ 1,738,577	\$ 1,731,238	\$ 1,728,549	\$ 1,726,218	\$ 1,724,193
Gaming Fund Transfers.....	141,700	146,300	118,700	114,500	110,400	106,400	102,400
Miscellaneous Revenue.....	3,516	2,250	2,250	2,250	2,250	2,250	2,250
TOTAL LOTTERY FUND REVENUES.....	\$ 1,930,647	\$ 1,821,082	\$ 1,859,527	\$ 1,847,988	\$ 1,841,199	\$ 1,834,868	\$ 1,828,843

Revenue Sources

Net Lottery Collections

(Dollar Amounts in Thousands)

Actual	Estimated
2013-14..... \$ 1,597,972	2019-20..... \$ 1,672,532
2014-15..... 1,558,742	2020-21..... 1,738,577
2015-16..... 1,675,994	2021-22..... 1,731,238
2016-17..... 1,559,914	2022-23..... 1,728,549
2017-18..... 1,641,016	2023-24..... 1,726,218
2018-19..... 1,785,431	2024-25..... 1,724,193

Net lottery collections consist of the proceeds from lottery ticket sales less commissions and field-paid prizes.

The Lottery currently offers sixteen terminal-based games, in addition to Keno and Xpress Sports games, as well as dozens of Fastplay and Scratch-Off games introduced throughout the year. The Pick 3 (formerly the Daily Number) was introduced in 1977; Pick 4 (formerly Big 4) debuted in 1980; Cash 5 was created in 1992; Pennsylvania joined Powerball, the state's first multi-state mega-jackpot game, in 2002; the first Millionaire Raffle debuted in 2005; Treasure Hunt began in 2007; Pick 5 (formerly Quinto) was introduced in 2008; Match 6 lotto originally debuted in 2004 and was re-introduced in 2010 after a one-year hiatus; Pennsylvania joined Mega Millions, the Lottery's second multi-state game, in 2010; and Pick 2 and Cash4Life were introduced in 2015. Wildball, an add-on game for the Pick games, was launched in September of 2016. Fast Play games were added in February 2017. Monitor games are the most recent of the traditional Lottery games added. Monitor games included Keno (launched in May 2018) and Xpress Sports (launched in August 2018). Pennsylvania Lottery ticket prices range from 50 cents to \$30 each. Lottery prizes up to \$2,500 can be paid by any one of approximately 9,600 lottery retailers, while larger prizes must be paid through lottery area offices or headquarters. Revenue growth was anticipated from the implementation of Act 42 of 2017. This Act authorized the State Lottery to conduct online games which are exempt from the profit margin requirement and allows the sale of Keno. Act 42 authorized the department to operate iLottery and Internet instant games. iLottery and Internet instant games are lottery games of chance in which, by the use of a computer, tablet computer, other mobile device or other web or mobile applications a player purchases a lottery play that reveals numbers, letters or symbols indicating whether a lottery prize has been won. All revenues from the sales of iLottery will be deposited into the Lottery Fund. Revenue growth has been lagging in the available year. This is partially due to a lack of a large multi-state jackpot and also due to projected growth of competition such as Games of Skill. Scratch off sales are particularly vulnerable to Games of Skill cannibalization to the order of 6-7 percent. Act 97 of 2019 provides a temporary reduction of the mandated margin rate of return from 25 percent to 20 percent.

Net lottery collections, as reported above, correspond to the Lottery Fund revenue remitted to the commonwealth and reported in the commonwealth's accounting system. Net lottery collections are derived by subtracting the commissions retained and prizes paid by local lottery agents from the total lottery ticket sales. The table below shows the calculation of net revenue amount:

(Dollar Amounts in Thousands)

	2018-19	2019-20	2020-21	2021-22	2022-23	2023-24	2024-25
Ticket Sales.....	\$ 4,884,794	\$ 4,841,515	\$ 5,016,032	\$ 5,054,640	\$ 5,093,371	\$ 5,135,299	\$ 5,179,503
Commissions.....	-225,166	-212,570	-219,821	-220,202	-220,512	-220,901	-221,318
Field Paid Prizes.....	-2,874,197	-2,956,413	-3,057,634	-3,103,200	-3,144,310	-3,188,180	-3,233,992
NET LOTTERY COLLECTIONS.....	\$ 1,785,431	\$ 1,672,532	\$ 1,738,577	\$ 1,731,238	\$ 1,728,549	\$ 1,726,218	\$ 1,724,193

Revenue Sources (continued)

Gaming Fund Transfers

(Dollar Amounts in Thousands)

Actual		Estimated	
2013-14.....	\$ 166,500	2019-20.....	\$ 146,300
2014-15.....	162,800	2020-21.....	118,700
2015-16.....	166,800	2021-22.....	114,500
2016-17.....	148,000	2022-23.....	110,400
2017-18.....	145,700	2023-24.....	106,400
2018-19.....	141,700	2024-25.....	102,400

Under Act 1 of Special Session No. 1 of 2006, the Gaming Fund is required to pay completely for Property Tax and Rent Rebate program expansion costs under that act beginning in 2009-10 and thereafter.

Miscellaneous Revenue

(Dollar Amounts in Thousands)

Actual		Estimated	
2013-14.....	\$ 1,899	2019-20.....	\$ 2,250
2014-15.....	1,678	2020-21.....	2,250
2015-16.....	10,923	2021-22.....	2,250
2016-17.....	1,263	2022-23.....	2,250
2017-18.....	2,699	2023-24.....	2,250
2018-19.....	3,516	2024-25.....	2,250

Miscellaneous revenue includes interest earned on securities, interest on deposits, gain on sale of securities and refund of expenditures.

– THIS PAGE INTENTIONALLY LEFT BLANK –



Commonwealth of Pennsylvania

Governor's Executive Budget

TAX EXPENDITURES

Tax credits, deductions, exemptions and exclusions are provided in law which result in a significant reduction in revenues that would otherwise be received at current tax rates. These reductions are tax expenditures. Proposed changes to current law tax expenditures are shown in Section C.

– THIS PAGE INTENTIONALLY LEFT BLANK –

TAX EXPENDITURE ANALYSIS

The traditional budget process involves estimating commonwealth revenues and appropriating these moneys for numerous programs. The process is subject to intense scrutiny by interests inside and outside government. Constrained by available revenues, programs are initiated, expanded, limited, or deleted based on merit. To augment the traditional budget process, this budget includes an analysis of indirect expenditures that occur through special treatment within the tax structure. Various tax credits, deductions, exemptions, and exclusions are provided which result in reductions in revenue that would otherwise be received by the commonwealth at current tax rates. Cumulatively, they are referred to in this budget as “tax expenditures.”

The commonwealth’s tax structure contains many tax expenditures. Examples include items as diverse as the sales and use tax exemption for firewood to the S corporation exemption in the corporate net income tax. In general, they are characterized by the fact that they confer special treatment to specific taxpayers, specific activities, or specific goods or services. The tax expenditures listed in this budget are the accumulation of many prior legislative sessions, and the original intent of certain tax expenditures may no longer be valid or consistent with current policies. A comprehensive tax expenditure analysis permits an on-going evaluation of each tax expenditure.

Act 180 of 1992 revised the requirements for the Governor’s Executive Budget tax expenditure analysis. This act stipulated that the tax expenditure data be revised and updated every two years. Therefore, consistent with this provision, tax expenditures presented in this and subsequent budget documents will be updated and revised biennially. Exceptions include tax expenditures initiated, deleted, or amended by statute, expenditures where improved data allow significant revisions, or items of significant policy interest.

The 2020-21 Governor’s Executive Budget presents this tax expenditure analysis covering commonwealth taxes that have historically had annual receipts of at least \$20 million. A complete list of covered taxes is shown in the Table of Contents. The intended purposes of the current analyses are to:

- (1) Identify indirect sources of budgetary support for various activities
- (2) Present estimated costs associated with each tax expenditure
- (3) Present actual or estimated costs of administering each tax expenditure
- (4) Present actual or estimated numbers and descriptions of benefiting taxpayers
- (5) Allow for administration, legislative, and public scrutiny and facilitate discussion on each tax expenditure’s merits

For the purposes of this document, “tax expenditure” is defined as a reduction in revenue that would otherwise be collected by the commonwealth as the result of an exemption, reduction, deduction, limitation, exclusion, tax deferral, discount, refund, commission, credit, special rate, or special treatment. This definition provides a general framework within which to determine whether to classify certain items as tax expenditures. To facilitate this classification process, six specific criteria have been adopted to augment the general definition of tax expenditure:

- (1) Reduces state revenues
- (2) Confers special treatment
- (3) Is included in the defined tax base
- (4) Is not subjected to equivalent alternative taxation
- (5) Can be altered by a change in state law
- (6) Is not an appropriation

The following examples of several items not considered to be tax expenditures clarify the use of these criteria:

Purchases made by commonwealth agencies are not subject to sales and use tax. Were these transactions not exempted, tax revenues would increase, but increased commonwealth expenses would offset revenues. Therefore, no net budgetary change occurs. This item is not a tax expenditure.

The exclusion of a sale for resale from sales and use tax is not considered a tax expenditure because the tax is imposed on each separate sale at retail of tangible personal property or services.

Financial institutions and insurance companies are exempted from corporate net income tax (CNIT). However, these corporations are subject to alternative taxes: the bank and trust company shares tax, mutual thrift institutions tax, or insurance premiums tax. The exemption of these corporations from the CNIT is not in itself a tax expenditure; however, to the extent that those taxes may not impose proportionate tax burdens on the exempted companies, the overall tax structure may involve some indirect tax expenditure.

The pro rata exclusion of U.S. securities from the bank and trust company shares tax was a state legislative response to a federal prohibition against direct taxation of these obligations or income derived from them. As this cannot be altered by changing state law, this exclusion is not a tax expenditure.

There are three primary limitations on the tax expenditure estimates. First, estimated revenue foregone due to a tax expenditure should not be construed as the revenue that could be gained if the tax expenditure provision were to be rescinded in legislation. The impact of any particular piece of legislation will vary depending on how the bill is drafted, how its terms are defined, when it becomes effective, and how it relates to other parts of the tax law. In contrast, tax expenditure estimates are often based on concepts that are defined by the way that government statistics on the subject are made available to the Department. Furthermore, no attempt has been made to account for changes in taxpayer behavior that may occur because of tax law changes. For example, if the sales and use tax exemptions were rescinded for equipment and utilities directly used in manufacturing, it is possible that capital investment in manufacturing would be reduced and that these sales and use tax receipts would be less than the tax expenditure estimate.

A second limitation is that individual estimates are not additive. It is not always possible to estimate each tax expenditure with regard to interactions with other provisions of that tax or other taxes. For example, certain exempt items qualify under multiple tax expenditures. If gasoline were to be included in the sales and use tax base, agricultural, political subdivision, and manufacturing/processing use would continue to be exempt under other provisions. Therefore, no bottom line can be presented similar to that shown for total revenues or expenditures in the current Governor's Executive Budget.

Third, these estimates are, in many cases, necessarily derived from data completely independent of taxpayer returns. Minor differences in data collection techniques among the various data sources used could introduce a small element of error into the estimates. Thus, these estimates are intended to represent the magnitude of each tax expenditure, not to provide pinpoint accuracy.

All estimates appear in millions of dollars. The word "nominal" is used when the estimated impact is less than \$100,000. Estimates of revenue loss or beneficiary count and description that are not available are represented by "NA." Costs incurred to administer tax expenditures are estimated by major tax category or, if available, by specific tax expenditure. Identified costs for a major tax category are provided at the beginning of the tax expenditure group. No administrative costs are reported for tax expenditures that provide incentives to implement or continue programs that replace or supplement efforts that would otherwise be the responsibility of state government.

This analysis is a general guide to tax expenditures in Pennsylvania. It is not intended to be a tax manual, and statements within it should not be construed as interpretations of the law or regulations.

CREDIT PROGRAMS

NEIGHBORHOOD ASSISTANCE PROGRAMS

Authorization: Article XIX-A of the Tax Reform Code of 1971 (P.L. 6, No. 2), as amended.

Description: A tax credit is available to business entities contributing to neighborhood organizations that run certain assistance programs or investing in qualifying projects to improve distressed areas. The programs and projects must be approved by the Department of Community and Economic Development (DCED). The amount of credit is typically 55 percent of the amount contributed by a business firm; but can be as much as 80 for contributions to special program priorities or neighborhood partnerships. Annual awards to a single taxpayer cannot exceed \$500,000 for contributions or investments in a single project or \$1,250,000 for contributions or investments in four or more projects.

Act 100 of 2018 established the current program cap of \$36 million for fiscal years 2019-20 and forward. Previously, the cap was \$18 million. Act 13 of 2019 also provided that contributions for youth and adolescent development services qualify for the tax credit.

The credit may be applied against personal income, corporate net income, bank and trust company shares, title insurance companies shares, insurance premiums, or mutual thrift institutions taxes. The credit may be carried over for five succeeding calendar or fiscal years, but may not be carried back or refunded. Credits may be sold or assigned, and must then be used in the taxable year in which they were purchased or assigned.

The estimate for fiscal year 2018-19 reflects actual credits awarded under the program. The estimates for future fiscal years reflect the program cap.

Purpose: This program encourages taxpayers to contribute to neighborhood organizations and engage in activities that promote economic development in impoverished areas.

Administrative Costs: Costs to administer the program credits are borne by DCED and the Department of Revenue (DOR) and are estimated at \$0.3 million per year.

(Dollar Amounts in Millions)

<i>Estimates:</i>	<u>2018-19</u>	<u>2019-20</u>	<u>2020-21</u>	<u>2021-22</u>	<u>2022-23</u>	<u>2023-24</u>	<u>2024-25</u>
	\$ 18.0	\$ 36.0	\$ 36.0	\$ 36.0	\$ 36.0	\$ 36.0	\$ 36.0

Beneficiaries: Approximately 180 companies and 170 individuals doing business in Pennsylvania benefit from this tax expenditure.

TAX CREDIT FOR NEW JOBS

Authorization: Article XVIII-B of the Tax Reform Code of 1971 (P.L. 6, No. 2), as amended.

Description: Previously known as the Job Creation Tax Credit, the credit is available to an employer creating at least 25 new full-time equivalent jobs or increasing their workforce by 20 percent or more within three years from a given start date. The tax credit is \$1,000 per job for each year in the approved term. Act 84 of 2016 provided a \$2,500 per job credit for every veteran hired.

Act 13 of 2019 provided that the credit will no longer be awarded after June 30, 2020. Prior to that, the program cap is \$10.1 million per fiscal year. The tax credit may be applied to personal income, corporate net income, bank and trust company shares, title insurance companies shares, insurance premiums, gross receipts, and mutual thrift institutions taxes.

The estimate for fiscal year 2018-19 reflects actual credits awarded under the program. The estimates for future fiscal years reflect the program cap, including the impact of Act 13 of 2019.

Purpose: This tax credit encourages job creation and preservation in the commonwealth.

Administrative Costs: Costs to administer the credit are borne by DCED and DOR. Estimated costs for both departments total \$0.1 million per year.

(Dollar Amounts in Millions)

Estimates:	<u>2018-19</u>	<u>2019-20</u>	<u>2020-21</u>	<u>2021-22</u>	<u>2022-23</u>	<u>2023-24</u>	<u>2024-25</u>
	\$ 7.7	\$ 10.1	\$ --	\$ --	\$ --	\$ --	\$ --

Beneficiaries: Approximately 35 companies and 45 individuals doing business in Pennsylvania benefit from this tax expenditure.

RESEARCH AND DEVELOPMENT TAX CREDIT

Authorization: Article XVII-B of the Tax Reform Code of 1971 (P.L. 6, No. 2), as amended.

Description: The tax credit is equal to 10 percent of the increase in qualified research expenses for the current taxable year over a base period. For small businesses, the credit equals 20 percent of the increase in qualified research expenses for the current taxable year over a base period. The credit may be applied against personal income or corporate net income taxes. Unused credits may be carried forward 15 taxable years, sold or assigned to other taxpayers.

The current program cap is \$55 million per fiscal year, with the small business set aside equal to \$11 million. This cap has been in effect since 2011-12.

The estimate for fiscal year 2018-19 reflects actual credits awarded under the program. The estimates for future fiscal years reflect the program cap.

Purpose: This tax credit is intended to encourage businesses in the commonwealth to conduct research, especially research of a technological or scientific nature.

Administrative Costs: Costs to administer the credit are borne by DCED and DOR and are estimated at \$0.2 million per year.

(Dollar Amounts in Millions)

Estimates:	<u>2018-19</u>	<u>2019-20</u>	<u>2020-21</u>	<u>2021-22</u>	<u>2022-23</u>	<u>2023-24</u>	<u>2024-25</u>
	\$ 54.8	\$ 55.0	\$ 55.0	\$ 55.0	\$ 55.0	\$ 55.0	\$ 55.0

Beneficiaries: Approximately 1,150 companies performing qualified research and development in Pennsylvania benefit from this tax expenditure.

KEYSTONE OPPORTUNITY ZONE

Authorization: Act of October 6, 1998 (P.L. 702, No. 92), as amended.

Description: DCED has designated specific areas of deteriorated property as Keystone Opportunity Zones (KOZs), Keystone Opportunity Expansion Zones (KOEZs), and Keystone Opportunity Improvement Zones (KOIZs).

Economic activity occurring in these zones is exempt from most state and local taxation for up to 15 years beginning with the creation of the zone. In addition to benefiting from a limited state sales and use tax exemption, zone residents and qualified businesses are exempt from personal income, corporate net income, bank and trust company shares, and mutual thrift institutions taxes. Qualified businesses may receive credits against insurance premiums tax for jobs created in a zone. The tax expenditure is the value of all state credits and state taxes waived within the zones.

Act 84 of 2016 included a provision to allow for the designation of 12 new KOEZs, consisting of 375 acres each for a period of up to 10 years effective for January 1, 2017, to December 31, 2026. In addition, existing parcels can be extended up to 10 years for state tax benefits, if the applicant can meet the job creation and capital investment requirements in the enabling legislation. Act 43 of 2017 extended the application date for the additional KOZs from October 2016 to October 2018. Act 43 of 2017 also extended the date for DCED to approve said applications from December 2016 to December 2018. Act 13 of 2019 provided that three additional KOEZs may be established and that applications meeting population criteria must be received prior to October 1, 2021.

Purpose: This program provides tax relief to economically distressed urban and rural communities in an attempt to revive these areas.

Administrative Costs: Costs to administer the program are borne by DCED and DOR and are estimated at \$0.5 million annually.

(Dollar Amounts in Millions)

<i>Estimates:</i>	<u>2018-19</u>	<u>2019-20</u>	<u>2020-21</u>	<u>2021-22</u>	<u>2022-23</u>	<u>2023-24</u>	<u>2024-25</u>
	\$ 82.0	\$ 84.3	\$ 85.8	\$ 87.5	\$ 89.5	\$ 91.7	\$ 95.2

Beneficiaries: Qualified businesses and residents of the designated zones within this commonwealth benefit from this tax expenditure.

EDUCATIONAL TAX CREDITS

Authorization: Article XX-B of the Public School Code of 1949 (P.L. 30, No. 14), as amended.

Description: The Educational Tax Credits (ETC) are authorized under the Public School Code. Credits may be applied to personal income, corporate net income, bank and trust company shares, title insurance companies shares, insurance premiums, mutual thrift institutions, and malt beverage taxes. The tax can be distributed through more than one level of pass-through entities and can be applied to the personal income tax of a spouse filing a joint return.

Educational Improvement Tax Credit (EITC)

The tax credit is granted to business firms providing proof of a contribution to a scholarship organization, an educational improvement organization, or a pre-kindergarten scholarship organization equal to 75 percent of the total amount contributed during the taxable year. The tax credit must be applied in the taxable year the contribution is made. Any unused portion of the tax credit may not be carried forward or back, refunded, or transferred. A tax credit equal to 90 percent of the total amount contributed is granted if the business provides a written commitment to DCED to contribute the same amount for two consecutive tax years. The annual limit per taxpayer is \$750,000 per taxable year for contributions to scholarship organizations and educational improvement organizations and \$200,000 per taxable year for contributions to pre-kindergarten scholarship organizations. The tax credit shall not exceed the tax liability of a business for any given taxable year.

Educational Opportunity Scholarship Tax Credit (EOSTC)

The credit for business firms is equal to 75 percent of the amount contributed to a scholarship organization during a taxable year or 90 percent if the business firm provides a written commitment to provide the scholarship organization with the same amount of contribution for two consecutive tax years. Scholarship organizations providing financial assistance to eligible students in low-achieving schools must be approved by DCED to participate in the program. The credit may not exceed \$750,000 annually per business firm.

The current program caps of \$185 million for the EITC program and \$55 million for the EOSTC program were established by Act 16 of 2019.

Estimates for fiscal year 2018-19 reflects actual credits awarded. Future fiscal years reflect the program cap.

Purpose: The EITC program encourages taxpayers to contribute to qualifying organizations to promote expanded educational opportunities for students in the commonwealth. The EOSTC program encourages taxpayers to contribute to qualifying organizations in order to promote expanded educational opportunities for students in low-achieving schools.

Administrative Costs: Costs to administer the programs are primarily borne by DCED, DOR, and the Department of Education and are estimated at \$0.4 million per year.

(Dollar Amounts in Millions)

Estimates:	<u>Educational Improvement Tax Credit:</u>						
	<u>2018-19</u>	<u>2019-20</u>	<u>2020-21</u>	<u>2021-22</u>	<u>2022-23</u>	<u>2023-24</u>	<u>2024-25</u>
	\$ 150.0	\$ 185.0	\$ 185.0	\$ 185.0	\$ 185.0	\$ 185.0	\$ 185.0
	<u>Educational Opportunity Scholarship Tax Credit:</u>						
	<u>2018-19</u>	<u>2019-20</u>	<u>2020-21</u>	<u>2021-22</u>	<u>2022-23</u>	<u>2023-24</u>	<u>2024-25</u>
	\$ 49.4	\$ 55.0	\$ 55.0	\$ 55.0	\$ 55.0	\$ 55.0	\$ 55.0

Beneficiaries Approximately 1,810 companies, 4,630 individuals, and 1,350 scholarship organizations, educational improvement organizations, and pre-kindergarten scholarship organizations benefit from the EITC expenditure. Approximately 590 taxpayers benefit from the EOSTC expenditure.

KEYSTONE INNOVATION ZONE

Authorization: Article XIX-F of the Tax Reform Code of 1971 (P.L. 6, No. 2), as amended.

Description: The Keystone Innovation Zone (KIZ) program was created to foster growth in research and development and other high technology businesses. The zones are defined parcels operated by a partnership of business groups and higher education institutions. Existing zones may expand if the expansion is expected to increase job creation or capital investment. Benefits for expanded parcels are limited to 15 acres for a period of 10 years

Qualified businesses operating in a zone are entitled to priority consideration for a number of state programs, as well as a tax credit equal to 50 percent of the increase in its gross revenues from the previous year attributable to its activities in a zone. A KIZ company may not claim more than \$100,000 in tax credits per year. The credit may be applied against personal income and corporate net income tax liabilities. The program cap is currently \$15 million per fiscal year.

The estimate for fiscal year 2018-19 reflects actual credits awarded under the program for that period. The estimates for future fiscal years reflect the program cap.

Purpose: This tax credit provides a financial incentive to foster growth of research and development and other high technology businesses in affiliation with institutions of higher education.

Administrative Costs: Cost to administer the KIZ program, including the review and award of KIZ tax credits, are borne by DCED. DOR is responsible for applying credits to taxpayer accounts. Estimated costs for both departments total \$0.2 million per year.

(Dollar Amounts in Millions)

<i>Estimates:</i>	<u>2018-19</u>	<u>2019-20</u>	<u>2020-21</u>	<u>2021-22</u>	<u>2022-23</u>	<u>2023-24</u>	<u>2024-25</u>
	\$ 14.7	\$ 15.0	\$ 15.0	\$ 15.0	\$ 15.0	\$ 15.0	\$ 15.0

Beneficiaries: Approximately 250 taxpayers will benefit from this expenditure.

ENTERTAINMENT PRODUCTION TAX CREDIT

Authorization: Article XVII-D of the Tax Reform Code of 1971 (P.L. 6, No. 2), as amended.

Description: Act 84 of 2016 created the Entertainment Production Tax Credit Program by amending Article XVII-D to encompass the current Film Production Tax Credit program and two new programs: the Concert Rehearsal and Tour Tax Credit and the Video Game Production Tax Credit.

Film Production Tax Credit

The current program provides a credit of 25 percent for qualified film production expenses incurred in Pennsylvania. An additional five percent credit is available if the production is filmed in a qualified production facility that meets all minimum stage filming requirements.

The program cap has varied throughout the years. Most recently, Act 13 of 2019 increased the program cap to \$70 million. The tax may be applied against corporate net income, personal income, bank and trust company shares, title insurance companies shares, insurance premiums, and mutual thrift institutions taxes.

Act 43 of 2017 created film production tax credit districts, which must meet certain location, size, and investment criteria. Up to two districts may be designated in the commonwealth. Beginning in fiscal year 2019-20, film production tax credits may be awarded exclusively for activity occurring in film production tax credit districts; the credits are in addition to the existing film production tax credits authorized under section 1716-D(A).

Video Game Production Tax Credit

Act 84 of 2016 created the Video Game Production Tax Credit. The credit may be claimed by qualified video game production companies, excluding contractors or subcontractors of such companies, for qualified Pennsylvania production expenses. The tax credit may be applied against corporate net income, personal income (excluding taxes withheld by an employer from an employee), bank and trust company shares, title insurance companies shares, insurance premiums, and mutual thrift institutions taxes.

The amount of credit awarded per taxpayer may not exceed 25 percent of the qualified production expenses incurred in the first four years of such expense and may not exceed 10 percent in years thereafter. The total amount of tax credits that can be awarded in any fiscal year is \$1 million.

Entertainment Economic Enhancement Program

Act 84 of 2016 created the Concert Rehearsal and Tour Tax Credit. The credit may be claimed by qualified concert tour promotion companies, concert tour management companies, or other concert management companies, excluding contractors or subcontractors of such companies. Act 13 of 2019 amended the definition of taxpayer to include musical performers or concert tour management companies of a musical performer or performers. The tax credit may be applied against corporate net income, personal income (excluding taxes withheld by an employer from an employee), bank and trust company shares, and insurance premiums taxes.

The credit cap has changed since the program's inception. Most recently, Act 13 of 2019 set the program cap at \$8 million. Up to \$2 million dollars in credits from a succeeding fiscal year may be awarded in a given fiscal year at DCED's discretion. Tax credits awarded to individual tours may not exceed certain percentages of qualified rehearsal and tour costs, based on the types of venues and number of performances at which the performer(s) will appear.

For all components, the estimates for fiscal year 2018-19 reflects actual credits awarded. The estimates for future fiscal years reflect the program cap. The impact of tax credits for film production tax credit districts is not reflected in the estimate. The impact of this provision is not currently known.

General Fund Tax Expenditures

Purpose: These tax credits provide incentives for filmmakers to produce films and television shows, for developers to produce video games, and for entertainers to rehearse and perform in Pennsylvania.

Administrative Costs: DCED will incur the costs of awarding, reviewing, and approving the sale or transfer of credit. Estimated costs total \$0.5 million.

(Dollar Amounts in Millions)

Estimates:	Film Production Tax Credit:						
	<u>2018-19</u>	<u>2019-20</u>	<u>2020-21</u>	<u>2021-22</u>	<u>2022-23</u>	<u>2023-24</u>	<u>2024-25</u>
	\$ 65.0	\$ 70.0	\$ 70.0	\$ 70.0	\$ 70.0	\$ 70.0	\$ 70.0
	Video Game Production Tax Credit:						
	<u>2018-19</u>	<u>2019-20</u>	<u>2020-21</u>	<u>2021-22</u>	<u>2022-23</u>	<u>2023-24</u>	<u>2024-25</u>
	\$ 1.0	\$ 1.0	\$ 1.0	\$ 1.0	\$ 1.0	\$ 1.0	\$ 1.0
	Entertainment Economic Enhancement Program:						
	<u>2018-19</u>	<u>2019-20</u>	<u>2020-21</u>	<u>2021-22</u>	<u>2022-23</u>	<u>2023-24</u>	<u>2024-25</u>
	\$ 5.6	\$ 8.0	\$ 8.0	\$ 8.0	\$ 8.0	\$ 8.0	\$ 8.0

Beneficiaries: Approximately 30 film projects will benefit from the Film Production Tax Credit. A minimal number of taxpayers benefit from the Video Game Production Tax Credit and Entertainment Economic Enhancement Program.

STRATEGIC DEVELOPMENT AREAS

Authorization: Article XXIX-C of the Tax Reform Code of 1971 (P.L. 6, No. 2), as amended.

Description: The Strategic Development Areas (SDA) program was established in 2006 to provide incentives for economic development in designated areas and to provide tax relief and tax credits to qualified companies within the SDA. The designation is be effective for a 15 year period and must be approved by the political subdivision in which it is located. By waiving these taxes for a series of years, the program hopes to foster growth in those areas. The Department of Community and Economic Development administers the program for the commonwealth.

State taxes waived by the program include corporate net income and personal income taxes. Insurance companies and certain regulated transportation companies may earn tax credits based on the number of jobs created in a zone. Businesses operating in a zone are exempt from paying sales and use tax on items purchased for consumption in the area. Local taxes waived include property, earned income and net profit, mercantile license, and local sales and use taxes. Tax benefits may not extend beyond December 31, 2022.

Purpose: This program provides incentives for economic development in designated areas to foster growth.

Administrative Costs: Costs to administer the Strategic Development Areas program are borne by DCED and DOR and are estimated at \$0.1 million per year.

(Dollar Amounts in Millions)

Estimates:	<u>2018-19</u>	<u>2019-20</u>	<u>2020-21</u>	<u>2021-22</u>	<u>2022-23</u>	<u>2023-24</u>	<u>2024-25</u>
	NA	NA	NA	NA	NA	NA	NA

Beneficiaries: A minimal number of taxpayers are expected to benefit from this credit program.

RESOURCE ENHANCEMENT AND PROTECTION TAX CREDIT

Authorization: Article XVII-E of the Tax Reform Code of 1971 (P.L. 6, No. 2), as amended.

Description: Act 55 of 2007 created the Resource Enhancement and Protection (REAP) Tax Credit to encourage the development of riparian forest buffers and the remediation of legacy sediment on commonwealth farmland. Depending on the type of development, a taxpayer may receive a credit of up to 75 percent of cost of a project. A maximum of \$250,000 in tax credits may be awarded per eligible applicant. The tax credit may be used against personal income, corporate net income, bank shares and trust company shares, title insurance companies shares, insurance premiums, and mutual thrift institutions taxes.

The estimate for fiscal year 2018-19 reflects actual credits awarded under the program for that period. The estimates for future fiscal years reflect the program cap of \$13 million per fiscal year, as amended by Act 13 of 2019. Up to \$3 million may be reserved for projects in the Chesapeake Bay watershed.

Purpose: This credit encourages private investment in the implementation of best management practices on agricultural operations, the planting of riparian forest buffers, and the remediation of legacy sediment.

Administrative Costs: Costs to administer the REAP Tax Credit are borne by the State Conservation Commission and DOR. Estimated costs total \$0.1 million per year.

(Dollar Amounts in Millions)

Estimates:	<u>2018-19</u>	<u>2019-20</u>	<u>2020-21</u>	<u>2021-22</u>	<u>2022-23</u>	<u>2023-24</u>	<u>2024-25</u>
	\$ 8.2	\$ 13.0	\$ 13.0	\$ 13.0	\$ 13.0	\$ 13.0	\$ 13.0

Beneficiaries: Approximately 70 businesses and 150 individuals will benefit from this tax expenditure.

KEYSTONE SPECIAL DEVELOPMENT ZONE TAX CREDIT

Authorization: Article XIX-C of the Tax Reform Code of 1971 (P.L. 6, No. 2) as amended.

Description: Keystone Special Development Zone Tax Credits are available only to taxpayers with operations located on land certified as a brownfield under the Land Recycling and Environmental Remediation Standards Act. The tax credit is equal to \$2,100 for each full-time equivalent employee working in the zone beginning in tax year 2012. The tax credit is available for 10 tax years during the 15 year period the tax credit is in existence. Act 84 of 2016 extended the end date for the credit from June 30, 2026, to June 30, 2035. Jobs used to claim this tax credit may not be used to claim the Keystone Opportunity Zone Tax Credit or the Tax Credit for New Jobs. The tax credit can be used against personal income, corporate net income, bank and trust company shares, title insurance companies shares, and mutual thrift institutions taxes. The tax credit may not exceed the qualified tax liability and may be carried forward for up to 10 years, and unused tax credits can be sold or assigned.

Purpose: This tax credit is intended to encourage businesses in the commonwealth to invest in remediated industrial sites and create jobs.

Administrative Costs: Costs to administer the Keystone Special Development Zone Tax Credit are borne by DCED and DOR.

(Dollar Amounts in Millions)

Estimates:	<u>2018-19</u>	<u>2019-20</u>	<u>2020-21</u>	<u>2021-22</u>	<u>2022-23</u>	<u>2023-24</u>	<u>2024-25</u>
	NA	NA	NA	NA	NA	NA	NA

Beneficiaries: An unknown number of taxpayers will benefit from this tax expenditure.

PENNSYLVANIA RESOURCE MANUFACTURING TAX CREDIT

Authorization: Article XVII-G of the Tax Reform Code of 1971 (P.L. 6, No. 2), as amended.

Description: The credit is available to an entity purchasing ethane for use in an ethylene manufacturing facility in the commonwealth that has made a capital investment of at least \$1 billion and created at least 2,500 full-time jobs during construction of the facility. The tax credit is equal to \$0.05 per gallon of ethane purchased (\$2.10/barrel) from January 1, 2017 to December 31, 2042. The tax credit may be used to offset 20 percent of a taxpayer's liabilities for personal income, corporate net income, bank and trust company shares, title insurance companies shares, insurance premiums, gross receipts, and mutual thrift institutions taxes. The tax credit may not be carried back, carried forward, or refunded. Within one year after the credit is approved, a taxpayer can apply to DCED for approval to assign or sell eligible credits to another taxpayer. The eligible buyer of the credit may use the purchased credits to offset up to 50 percent of its Pennsylvania tax liabilities.

Purpose: This tax credit is intended to encourage the development of an ethane processing industry in the commonwealth.

Administrative Costs: Costs to administer the credit are borne by DCED and the DOR.

(Dollar Amounts in Millions)

<i>Estimates:</i>	<u>2018-19</u>	<u>2019-20</u>	<u>2020-21</u>	<u>2021-22</u>	<u>2022-23</u>	<u>2023-24</u>	<u>2024-25</u>
	\$ 0.0	\$ 0.0	\$ 17.1	\$ 49.6	\$ 65.0	\$ 65.0	\$ 65.0

Beneficiaries: An unknown number of taxpayers will benefit from this tax expenditure.

HISTORIC PRESERVATION INCENTIVE TAX CREDIT

Authorization: Article XVII-H of the Tax Reform Code of 1971 (P.L. 6, No. 2), as amended.

Description: The credit is available to qualified taxpayers owning a Pennsylvania commercial or non-commercial building or workforce housing project that qualifies as a certified historical structure according to the Internal Revenue Code (IRC). The tax credit is equal to 25 percent of the costs and expenses defined as qualified rehabilitation expenditures under the IRC or that are associated with a plan to rehabilitate a historic structure approved by the Pennsylvania Historical and Museum Commission (PHMC).

The credit may be applied to the personal income, corporate net income, bank and trust company shares, title insurance companies shares, insurance premiums, gross receipts, and mutual thrift institutions tax. It may be carried forward for up to seven taxable years, but may not be carried back or refunded. The credit may be sold or assigned, but must immediately be claimed in the taxable of the purchase or assignment. A taxpayer is limited to \$500,000 in credits per year.

The fiscal year cap is \$5 million, as set by Act 13 of 2019, which also extended the program expiration date to February 1, 2031. Estimates for future fiscal years reflect the program cap.

Purpose: This program encourages the rehabilitation and preservation of buildings with historical value.

Administrative Costs: Costs to administer the program are primarily borne by DCED, PHMC, and the Department of Revenue and are estimated at \$0.1 million per year.

(Dollar Amounts in Millions)

<i>Estimates:</i>	<u>2018-19</u>	<u>2019-20</u>	<u>2020-21</u>	<u>2021-22</u>	<u>2022-23</u>	<u>2023-24</u>	<u>2024-25</u>
	\$ 3.0	\$ 5.0	\$ 5.0	\$ 5.0	\$ 5.0	\$ 5.0	\$ 5.0

Beneficiaries: An unknown number of taxpayers benefit from this tax expenditure.

COMMUNITY- BASED SERVICES TAX CREDIT

Authorization: Article XVII-I of the Tax Reform Code of 1971 (P.L. 6, No. 2), as amended.

Description: The credit is available for contributions made by business firms to providers of community-based services for individuals with intellectual disabilities, mental illness, or drug and alcohol addiction. Providers must be nonprofit entities exempt from federal taxation under Section 501(c)(3) of the IRC and approved by DCED. The credit is equal to 50 percent of contributions made but may be increased to 75 percent for business firms making contributions in two or more successive years.

The credit may be applied to the personal income, corporate net income, bank and trust company shares, title insurance companies shares, insurance premiums, and mutual thrift institutions taxes. Credits may not be carried forward, carried back, refunded or transferred. A business firm is limited to \$100,000 in credits annually.

The current fiscal year program cap is \$3 million. The estimates for future fiscal years reflect the program cap, including the expiration of the credit after fiscal year 2020-21.

Purpose: This program encourages taxpayers to contribute to providers community-based services.

Administrative Costs: Costs to administer the program are primarily borne by DCED, DOR, and the Department of Human Services, and are estimated at \$0.2 million per year.

(Dollar Amounts in Millions)

<i>Estimates:</i>	<u>2018-19</u>	<u>2019-20</u>	<u>2020-21</u>	<u>2021-22</u>	<u>2022-23</u>	<u>2023-24</u>	<u>2024-25</u>
	\$ 0.0	\$ 3.0	\$ 3.0	\$ --	\$ --	\$ --	\$ --

Beneficiaries: An unknown number of taxpayers benefit from this tax expenditure.

MOBILE TELECOMMUNICATIONS BROADBAND INVESTMENT TAX CREDIT

Authorization: Article XVIII-E of the Tax Reform Code of 1971 (P.L. 6, No. 2), as amended.

Description: The credit is available to providers of mobile communications services against their corporate net income tax for investment in qualified broadband equipment placed into service in Pennsylvania. The credit is five percent of the purchase price of qualified broadband equipment put into service during the taxable year.

The fiscal year program cap is \$5 million. Credits may not exceed 50 percent of a taxpayer's corporate net income tax liability. Credit may be carried forward for no more than five consecutive tax years. Affiliated shareholders, members, or partners of pass-through entities that receive unused credits from the pass-through entity are required to use the tax credit immediately, and it may not be carried forward, carried back, refunded, or sold.

The estimate for fiscal year 2018-19 reflects actual credits awarded. The amounts for future fiscal years reflect the program cap.

Purpose: The tax credit is intended to encourage investment in mobile broadband services by the industry.

Administrative Costs: Costs to administer the credit are borne by DOR.

(Dollar Amounts in Millions)

<i>Estimates:</i>	<u>2018-19</u>	<u>2019-20</u>	<u>2020-21</u>	<u>2021-22</u>	<u>2022-23</u>	<u>2023-24</u>	<u>2024-25</u>
	\$ 4.6	\$ 5.0	\$ 5.0	\$ 5.0	\$ 5.0	\$ 5.0	\$ 5.0

Beneficiaries: A minimal number of taxpayers will benefit from this tax expenditure.

ORGAN AND BONE MARROW DONOR TAX CREDIT

Authorization: Article XVIII of the Tax Reform Code of 1971 (P.L. 6, No. 2), as amended.

Description: The credit is available to business firms and is equal to the employee compensation paid during the leave of absence, the cost of temporary replacement help, and any miscellaneous expenses authorized by regulation incurred with the leave of absence period. The tax credit may be applied against personal income, corporate net income, bank and trust company shares, title insurance companies shares, insurance premiums, and mutual thrift institutions taxes. Credits cannot be applied against employer withholding tax under Article III. Credits may be carried forward for three taxable years but cannot be carried back or refunded. The credit against personal income tax may be passed through proportionately to the shareholders of S corporations, members of limited liability companies, or partners.

Purpose: The purpose of these provisions is to create a greater willingness to donate organs and/or bone marrow through employer tax credits and public education.

Administrative Costs: Costs to administer the Organ and Bone Marrow Tax Credit program are borne by DOR and are estimated at \$0.1 million per year.

(Dollar Amounts in Millions)

Estimates:	<u>2018-19</u>	<u>2019-20</u>	<u>2020-21</u>	<u>2021-22</u>	<u>2022-23</u>	<u>2023-24</u>	<u>2024-25</u>
	\$ 0.0	Nominal	Nominal	Nominal	Nominal	Nominal	Nominal

Beneficiaries: A nominal number of taxpayers will benefit from this tax expenditure.

EXEMPTIONS FOR OUT-OF-STATE ENTITIES DURING A DECLARED EMERGENCY

Authorization: Act 203 of October 31, 2014

Description: Out-of-state businesses responding to a disaster emergency declared by the Governor of Pennsylvania or the President of the United States would not be subject to: state or local business licensing or registration, PUC or regulatory requirements, or state and local taxes/fees.

An out-of-state employee shall not be considered to have established residency that would require the individual or the employer to file and pay income taxes, be subjected to income tax withholding, or file and pay any other state or local tax or fee for disaster emergency-related work performed during the period designated.

These exemptions apply to an out-of-state business who performs work for a period of not more than 10 days before and not more than 60 days after the end of a declared disaster emergency period, and the business must be in compliance with all applicable regulatory and licensing requirements in its state of domicile. The exemption period may be extended by the Governor for a period of not more than 30 days for each declared disaster emergency.

Purpose: These exemptions simplify the administration process for out-of-state individuals and businesses to respond to declared disasters in Pennsylvania.

(Dollar Amounts in Millions)

Estimates:	<u>2018-19</u>	<u>2019-20</u>	<u>2020-21</u>	<u>2021-22</u>	<u>2022-23</u>	<u>2023-24</u>	<u>2024-25</u>
	NA	NA	NA	NA	NA	NA	NA

Beneficiaries: An unknown number of individuals and businesses will benefit from this expenditure.

WATERFRONT DEVELOPMENT TAX CREDIT

Authorization: Article XVII-K of the Tax Reform Code of 1971 (P.L. 6, No. 2), as amended.

Description: The credit is available to business firms making a donation of cash or property to a waterfront development organization to fund a waterfront development project. The credit may be claimed against personal income, corporate net income, bank and trust company shares, title insurance companies shares, insurance premiums, and mutual thrift institutions taxes.

The tax credit may not exceed 75 percent of the total contribution made by the business firm during the taxable year. Credits are available on a first come, first served basis. Total credits awarded in a fiscal year shall not exceed \$1.5 million.

The estimate for 2018-19 reflects actual credits awarded. Estimates for future fiscal years reflect the program cap.

Purpose: This tax credit provides an incentive for business firms to contribute to the betterment of Pennsylvania's waterfronts.

Administrative Costs: DCED will incur the costs of awarding, reviewing, and approving credit sales or transfers.

(Dollar Amounts in Millions)

<i>Estimates:</i>	<u>2018-19</u>	<u>2019-20</u>	<u>2020-21</u>	<u>2021-22</u>	<u>2022-23</u>	<u>2023-24</u>	<u>2024-25</u>
	\$ 0.0	\$ 1.5	\$ 1.5	\$ 1.5	\$ 1.5	\$ 1.5	\$ 1.5

Beneficiaries: An unknown number of taxpayers benefit from this credit program.

COAL REFUSE ENERGY AND RECLAMATION TAX CREDIT

Authorization: Article XVII-J of the Tax Reform Code of 1971 (P.L. 6, No. 2), as amended.

Description: The credit may be awarded at a rate of \$4 per 2,000 pounds of qualified coal refuse. Each eligible facility may receive no more than 22.2 percent of total credits that may be awarded per fiscal year. Credits are awarded by DCED.

The credit may be used against personal income, corporate net income, bank shares and trust company shares, title insurance companies shares, insurance premiums, gross receipts, and mutual thrift institutions tax liabilities. The tax credit can be carried forward for 15 years, but not carried back or refunded. Credits can be transferred to pass-through entity shareholders, members or partners. Unused credit may be sold or assigned, but must be used in the tax year in which it was sold or assigned. Sold or assigned tax credits may only reduce a taxpayer's qualified liability by 75% in a given tax year and cannot be carried back, carried forward or refunded.

The estimate for fiscal year 2018-19 reflects actual credits awarded. The estimates for future fiscal years reflect the program cap, including Act 13 of 2019's cap increase to \$20 million.

Purpose: This tax credit is designed to incentivize eligible facilities that generate electricity in the commonwealth to use coal refuse for power generation, control acid gasses for emission control, and use ash produced by the facilities to reclaim mining-affected sites.

(Dollar Amounts in Millions)

<i>Estimates:</i>	<u>2018-19</u>	<u>2019-20</u>	<u>2020-21</u>	<u>2021-22</u>	<u>2022-23</u>	<u>2023-24</u>	<u>2024-25</u>
	\$ 10.0	\$ 20.0	\$ 20.0	\$ 20.0	\$ 20.0	\$ 20.0	\$ 20.0

Beneficiaries: An unknown number of beneficiaries benefit from this credit program.

MANUFACTURING AND INVESTMENT TAX CREDIT

Authorization: Article XVIII-G of the Tax Reform Code of 1971 (P.L. 6, No. 2), as amended.

Description: Act 84 of 2016 created the Manufacturing and Investment Tax Credit, encompassing the Manufacturing Tax Credit and the Rural Jobs and Investment Tax Credit. Credits are awarded by DCED.

Manufacturing Tax Credit

Eligible taxpayers, capable of increasing their annual taxable payroll by a minimum of \$1 million through the creation of new full-time jobs can earn a tax credit equal to up to five percent of the taxpayer's increase in annual taxable payroll. Jobs must be maintained for at least five years. The budget allocation is \$4 million a year beginning in fiscal year 2017-18.

The credit may be used against personal income, corporate net income, bank and trust company shares, title insurance companies shares, insurance premiums, and mutual thrift institutions tax liabilities. The tax credit can be carried forward for 3 years, but may not be carried back or refunded. Credits can be transferred to pass-through entity shareholders, members or partners. Unused credit may be sold or assigned, but must be used by the purchaser or assignee in the tax year in which it was sold or assigned. A sold or assigned tax credit may only reduce a taxpayer's qualified liability by 50 percent in a given tax year and cannot be carried back, carried forward, or refunded.

Rural Jobs and Investment Tax Credit

Eligible business firms may be approved for up to a 90 percent equivalent tax credit per contributed dollar to a rural growth fund. Act 13 of 2019 established the current fiscal year award cap of \$6.0 million and the aggregate award cap of \$30.0 million.

The credit may be used against bank and trust company shares, title insurance companies shares, insurance premiums, and mutual thrift institutions tax liabilities. The tax credit can be carried forward for 5 years, but may not be carried back or refunded. Credits can only be sold to affiliated companies. An awarded or assigned tax credit may reduce a taxpayer's qualified liability by 100 percent in a given tax year.

The estimates for fiscal year 2018-19 reflect actual credits awarded under the program for that period. The estimates for future fiscal years reflect the program cap.

Purpose: The Manufacturing Tax Credit is designed to support job creation and preservation within the commonwealth. The Rural Jobs and Investment Tax Credit is designed to stimulate growth and job creation in rural areas by providing access to capital to rural businesses from businesses supporting rural growth funds.

(Dollar Amounts in Millions)

<i>Estimates:</i>	<i>Manufacturing Tax Credit:</i>						
	<u>2018-19</u>	<u>2019-20</u>	<u>2020-21</u>	<u>2021-22</u>	<u>2022-23</u>	<u>2023-24</u>	<u>2024-25</u>
	\$ 0.0	\$ 4.0	\$ 4.0	\$ 4.0	\$ 4.0	\$ 4.0	\$ 4.0
	<i>Rural Jobs and Investment Tax Credit:</i>						
	<u>2018-19</u>	<u>2019-20</u>	<u>2020-21</u>	<u>2021-22</u>	<u>2022-23</u>	<u>2023-24</u>	<u>2024-25</u>
	\$ 0.0	\$ 6.0	\$ 6.0	\$ 6.0	\$ 6.0	\$ 6.0	\$ --

Beneficiaries: An unknown number of beneficiaries may benefit from these tax credit programs.

BREWERS' TAX CREDIT

Authorization: Article XX, Section 2010 of the Tax Reform Code of 1971 (P.L. 6, No. 2), as amended.

Description: Act 84 of 2016 reinstated the limited tax credit, which provides manufacturers of malt or brewed beverages a maximum annual credit of \$200,000 for capital improvement expenditures. This tax credit cannot exceed the amount of qualifying capital expenditures (items of plant, equipment and machinery intended for use in the manufacture and sale of malt or brewed beverages within the commonwealth) made during a calendar year. The tax credit applies to qualifying capital expenditures made after June 30, 2017.

The estimate for fiscal year 2018-19 reflects actual credits awarded under the program for that period. The estimates for future fiscal years reflect the program cap.

Purpose: This credit grants a limited tax subsidy for capital improvements made by brewers. This provision could help spur brewery investment in the commonwealth.

(Dollar Amounts in Millions)

<i>Estimates:</i>	<u>2018-19</u>	<u>2019-20</u>	<u>2020-21</u>	<u>2021-22</u>	<u>2022-23</u>	<u>2023-24</u>	<u>2024-25</u>
	\$ 4.9	\$ 5.0	\$ 5.0	\$ 5.0	\$ 5.0	\$ 5.0	\$ 5.0

Beneficiaries: Up to 440 malt beverage taxpayers may benefit from this tax expenditure.

MIXED-USE DEVELOPMENT TAX CREDIT

Authorization: Article XIX-E of the Tax Reform Code of 1971 (P.L. 6, No. 2), as amended.

Description: Act 84 of 2016 created the Mixed-Use Development Tax Credit, allowing the Pennsylvania Housing Finance Authority to allocate an amount of tax credits to be purchased by qualified purchasers.

The credits may be claimed by tax credit purchasers against personal income (excluding employer withholding), corporate net income, title insurance companies shares, insurance premiums, gross receipts, and mutual thrift institutions taxes. Credits may be sold or assigned and may be carried forward for up to seven taxable years.

The estimate for fiscal year 2018-19 reflects actual credits awarded. The estimates for future fiscal years reflect the program cap, including Act 13 of 2019's increase of the program cap to \$3 million.

Purpose: This tax credit encourages increased funding of affordable housing and commercial corridor development opportunities in the commonwealth through the Pennsylvania Housing Finance Authority's Mixed-Use Development Program.

Administrative Costs: Costs to administer the credit are borne by the Pennsylvania Housing Finance Authority and the Department of Revenue.

(Dollar Amounts in Millions)

<i>Estimates:</i>	<u>2018-19</u>	<u>2019-20</u>	<u>2020-21</u>	<u>2021-22</u>	<u>2022-23</u>	<u>2023-24</u>	<u>2024-25</u>
	\$ 2.0	\$ 3.0	\$ 3.0	\$ 3.0	\$ 3.0	\$ 3.0	\$ 3.0

Beneficiaries: A minimal number of taxpayers who purchased the credit benefit from this program.

COMPUTER DATA CENTER EQUIPMENT INCENTIVE PROGRAM _____

Authorization: Article XXIX-D of the Tax Reform Code of 1971 (P.L. 6, No. 2), as amended.

Description: Act 84 of 2016 created the Computer Data Center Equipment Incentive Program, which provides sales and use tax refunds for computer data center equipment (used to outfit, operate, or benefit a computer data center and component parts, installations, refreshments, replacement, and upgrades to the equipment). Computer data centers wishing to qualify for the sales and use tax refunds must meet certain requirements relating to the size of new investment being made to the computer data center as well as a requirement as to annual compensation of its employees. Act 13 of 2019 increased the program cap from \$5 million to \$7 million in sales and use tax refunds, effective for fiscal year 2019-20.

The estimate for fiscal year 2018-19 reflects actual credits awarded under the program for that period. The estimates for future fiscal years reflect the program cap.

Purpose: This program provides a limited sales and use tax refund program for computer data centers to operate and improve equipment in the commonwealth.

(Dollar Amounts in Millions)

<i>Estimates:</i>	<u>2018-19</u>	<u>2019-20</u>	<u>2020-21</u>	<u>2021-22</u>	<u>2022-23</u>	<u>2023-24</u>	<u>2024-25</u>
	\$ 2.0	\$ 7.0	\$ 7.0	\$ 7.0	\$ 7.0	\$ 7.0	\$ 7.0

Beneficiaries: Approximately 670 entities could benefit from this tax expenditure.

CORPORATE NET INCOME TAX

Authorization: Article IV of the Tax Reform Code of 1971 (P.L. 6, No. 2), as amended.

The Pennsylvania corporate net income tax is imposed on domestic and foreign corporations for the privilege of doing business, carrying on activities, having capital or property employed or used, or owning property in Pennsylvania. Certain corporations are exempt from the tax.

The tax is based on federal taxable income before net operating loss deduction and special deductions (line 28 of page 1 of federal IRS form 1120) modified by additions and subtractions to arrive at Pennsylvania taxable income. Taxes based on income and certain tax items are added back to federal taxable income. The tax rate is 9.99 percent for tax years 1995 and thereafter.

Any deductions, exemptions, or types of special treatment that are reflected in line 28 on the IRS form 1120, and not modified or adjusted by Pennsylvania statute, are not included below.

Administrative Costs: Costs to administer various tax expenditures associated with the corporation taxes cannot be separately identified. Tax expenditures are a significant factor associated with the need for more compliance audits and the increased complexity of such audits, as well as legal rulings, pronouncements, and bulletins. Tax expenditures also contribute significantly to the tax appeals process. The amounts below also include the nominal administrative costs associated with selective business taxes.

(Dollar Amounts in Millions)

<i>Estimates:</i>	<u>2018-19</u>	<u>2019-20</u>	<u>2020-21</u>	<u>2021-22</u>	<u>2022-23</u>	<u>2023-24</u>	<u>2024-25</u>
	\$ 3.9	\$ 4.0	\$ 4.1	\$ 4.3	\$ 4.4	\$ 4.5	\$ 4.7

NONPROFIT CORPORATIONS

Description: Nonprofit corporations are exempt from the corporate net income tax. Act 7 of 1997 provided that any nonprofit corporation or entity that is an exempt organization as defined by section 501 of Internal Revenue Code of 1986 (P.L. 99-514, 26 U.S.C.) is exempt from the corporate net income tax. Corporations organized as nonprofits but not operating as nonprofits are excluded from this exemption. Act 4 of 1999 provided that insurance and travel agency activities carried on by an auto club are subject to the corporate net income tax. The same act restored exempt status to homeowners associations and membership organizations. The estimates below are based on unrelated business income taxed by the federal government.

Purpose: This exemption provides tax relief to nonprofit corporations including religious, charitable, educational, and scientific organizations that are perceived as providing social benefits.

(Dollar Amounts in Millions)

<i>Estimates:</i>	<u>2018-19</u>	<u>2019-20</u>	<u>2020-21</u>	<u>2021-22</u>	<u>2022-23</u>	<u>2023-24</u>	<u>2024-25</u>
	\$ 59.5	\$ 59.6	\$ 59.8	\$ 60.0	\$ 60.1	\$ 60.3	\$ 60.5

Beneficiaries: Approximately 2,500 nonprofit corporations operating in Pennsylvania with unrelated business income benefit from this tax expenditure.

SALES FACTOR APPORTIONMENT WEIGHT

Description: Since tax year 2013, corporations with activities in multiple states apportion their income to Pennsylvania using a single sales factor. Prior to that, there were weighted formulas that incorporated property, payroll, and sales. The estimates shown below measure the impact of reverting to an equally-weighted three-factor formula.

Act 52 of 2013 modified the sourcing of sales for calculating the apportionment of income. Sales of real property, tangible property, and services will be sourced at the location of the customer instead of the location of the “income producing activity.” The same act also established a new apportionment formula for providers of satellite television services based on the value of equipment used in generating, processing, or transmitting satellite telecommunications. Both provisions are effective January 1, 2014.

Purpose: Corporations with a higher percentage of property and payroll invested in Pennsylvania (compared to their percentage of sales in Pennsylvania) will have less taxable income apportioned to the commonwealth. Therefore, those corporations will have a reduced tax burden. This encourages business investment in Pennsylvania in the form of property and employment.

(Dollar Amounts in Millions)

<i>Estimates:</i>	<u>2018-19</u>	<u>2019-20</u>	<u>2020-21</u>	<u>2021-22</u>	<u>2022-23</u>	<u>2023-24</u>	<u>2024-25</u>
	\$ 776.4	\$ 765.6	\$ 754.9	\$ 744.1	\$ 733.3	\$ 722.5	\$ 711.7

Beneficiaries: More than 34,500 corporations are affected by this expenditure. Of those, 8,000 benefit (i.e., have their taxable income reduced) from the expenditure. The estimates shown above reflect the net impact and represent the change in corporate net income tax from corporations who have their taxable income reduced, as well as the impact on corporations that have their taxable income increased as a result of this tax expenditure.

FICA TAX ON TIPS

Description: Eating and drinking establishments can claim a deduction from their Pennsylvania taxable income equal to the amount of FICA (Federal Insurance Contributions Act) tax on employees’ tips.

Purpose: This deduction corrects for a change in federal law. In 1993, a credit for the amount of FICA tax paid on employees’ tips was created in the Internal Revenue Code. Taxpayers taking the federal credit may not also take a deduction for tax paid. Pennsylvania does not permit the credit and instead allows this additional deduction from federal taxable income.

(Dollar Amounts in Millions)

<i>Estimates:</i>	<u>2018-19</u>	<u>2019-20</u>	<u>2020-21</u>	<u>2021-22</u>	<u>2022-23</u>	<u>2023-24</u>	<u>2024-25</u>
	\$ 3.2	\$ 3.4	\$ 3.6	\$ 3.8	\$ 4.0	\$ 4.2	\$ 4.3

Beneficiaries: Approximately 2,400 taxpayers representing eating and drinking establishments could benefit from this tax expenditure.

General Fund Tax Expenditures

NET OPERATING LOSS CARRYFORWARD

Description: Corporations may deduct from current taxable income the net losses from previous years to arrive at their tax liability. Following the decision in *Nextel v. Commonwealth of Pennsylvania* and Act 43 of 2017, the caps on net operating loss carryforwards are 30 percent for tax year 2017, 35 percent for tax year 2018, and 40 percent for tax years 2019 and beyond.

Purpose: This deduction reduces the tax burden for a period of time after an operating loss period, thereby aiding a corporation that has returned to economic viability as measured by taxable income.

(Dollar Amounts in Millions)

<i>Estimates:</i>	<u>2018-19</u>	<u>2019-20</u>	<u>2020-21</u>	<u>2021-22</u>	<u>2022-23</u>	<u>2023-24</u>	<u>2024-25</u>
	\$ 296.6	\$ 390.2	\$ 429.9	\$ 433.1	\$ 430.0	\$ 439.2	\$ 451.3

Beneficiaries: Approximately 17,800 businesses per year benefit from this tax expenditure.

NON-PROFIT NONSTOCK COMMODITY OR STOCK EXCHANGE

Description: Act 40 of 2005 excluded non-profit nonstock commodity or stock exchanges from the definition of a corporation for corporate net income tax purposes. This provision applies retroactively to taxable years beginning after December 31, 1997.

Purpose: This exemption provides tax relief for non-profit nonstock commodity or stock exchanges.

(Dollar Amounts in Millions)

<i>Estimates:</i>	<u>2018-19</u>	<u>2019-20</u>	<u>2020-21</u>	<u>2021-22</u>	<u>2022-23</u>	<u>2023-24</u>	<u>2024-25</u>
	NA	NA	NA	NA	NA	NA	NA

Beneficiaries: A minimal number of corporate taxpayers benefit from this tax expenditure.

PENNSYLVANIA S CORPORATIONS

Description: Corporations with a valid Pennsylvania S corporation election in effect for the taxable year are subject to corporate net income tax only to the extent that they have net recognized built-in gains. Pennsylvania S corporation shareholders must include their distributive share of Pennsylvania S corporation income for Pennsylvania income tax purposes. The tax expenditure is the difference between what is paid by the shareholders under the personal income tax and what the corporations would have paid had they been fully subject to the corporate net income tax. Beginning with Act 7 of 1997, there have been several acts that have linked the Pennsylvania tax treatment of S corporations more closely with federal law.

Purpose: Sub-chapter S corporations are closely-held corporations and are believed to be major job creators. This provision allows tax treatment that is similar to that of the Internal Revenue Service and most other states for these businesses.

(Dollar Amounts in Millions)

<i>Estimates:</i>	<u>2018-19</u>	<u>2019-20</u>	<u>2020-21</u>	<u>2021-22</u>	<u>2022-23</u>	<u>2023-24</u>	<u>2024-25</u>
	\$ 620.4	\$ 603.7	\$ 605.6	\$ 623.6	\$ 646.2	\$ 667.4	\$ 688.8

Beneficiaries: Approximately 161,000 sub-chapter S corporations doing business in Pennsylvania could benefit from this tax expenditure.

LIMITED LIABILITY COMPANIES (LLCs)

Description: Limited liability companies (LLCs) are hybrid business entities that combine the corporate characteristic of limited liability for all owners (members) with the tax treatment of a partnership. LLCs that are not taxed as corporations for federal purposes are exempt from the Pennsylvania corporate net income tax. Members of the LLC must include their share of the LLC's income for Pennsylvania personal income tax purposes or corporate net income tax (if a corporate member). The tax expenditure is the difference between what is paid by the members under the personal income tax and corporate net income tax and what the LLC entities would have paid under the corporate net income tax. Various acts through the years have clarified the tax treatment of LLCs and types of companies that can organize as LLCs.

Purpose: LLCs are a preferred type of business entity for start-up companies. They combine the limited liability of a corporation with the flexibility of a partnership. This provision allows tax treatment that is similar to that of the Internal Revenue Service and most other states for these businesses.

(Dollar Amounts in Millions)

<i>Estimates:</i>	<u>2018-19</u>	<u>2019-20</u>	<u>2020-21</u>	<u>2021-22</u>	<u>2022-23</u>	<u>2023-24</u>	<u>2024-25</u>
	\$ 1,096.8	\$ 1,067.2	\$ 1,070.5	\$ 1,102.4	\$ 1,142.4	\$ 1,179.9	\$ 1,217.6

Beneficiaries: As many as 166,500 companies doing business in Pennsylvania benefit from this tax expenditure.

POWDERED METALLURGY NEXUS

Description: Act 55 of 2007 created a nexus exemption for the out-of-state customers of Pennsylvania powdered metallurgy parts manufacturers. This nexus exemption applies retroactively to taxable years beginning after December 31, 2004, as well as taxable years to which there is an appeal prior to the effective date.

Purpose: This nexus exemption ensures that Pennsylvania powdered metallurgy parts manufacturers will not lose business due to a concern that out-of-state customers may be unduly subject to Pennsylvania taxation only for contracting with such a company.

(Dollar Amounts in Millions)

Estimates:	<u>2018-19</u>	<u>2019-20</u>	<u>2020-21</u>	<u>2021-22</u>	<u>2022-23</u>	<u>2023-24</u>	<u>2024-25</u>
	NA	NA	NA	NA	NA	NA	NA

Beneficiaries: A minimal number of corporate taxpayers benefit from this tax expenditure.

QUALIFIED MANUFACTURING INNOVATION & REINVESTMENT DEDUCTION

Description: Act 43 of 2017 created a deduction from federal income for taxpayers who invest in the creation of a new or refurbished manufacturing facility within three years of a designated start date. Act 13 of 2019 altered which projects are able to use this deduction. For projects with private capital investment of between \$60 million and \$100 million, a total of 37.5 percent of the investment may be taken as a deduction over the next 10 taxable years. The maximum deduction in any one tax year is 7.5 percent. For projects with private capital investment greater than \$100 million, a total of 25 percent of the private capital investment may be taken as a deduction over the next 10 taxable years. The maximum deduction in any one tax year is 5 percent. In both cases, the deduction cannot reduce total tax liability by more than 50 percent. The deduction is non-transferable and expires at the end of the corresponding tax year. Businesses can inform the commonwealth of their intent to initiate an eligible project after the effective date of December 29, 2017.

Purpose: The deduction will make Pennsylvania a more attractive place to make large capital investments in modern manufacturing.

(Dollar Amounts in Millions)

Estimates:	<u>2018-19</u>	<u>2019-20</u>	<u>2020-21</u>	<u>2021-22</u>	<u>2022-23</u>	<u>2023-24</u>	<u>2024-25</u>
	NA	NA	NA	NA	NA	NA	NA

Beneficiaries: A minimal number of corporate taxpayers benefit from this tax expenditure.

AIR FREIGHT FORWARDING SPECIAL APPORTIONMENT

Description: All business income of railroad, truck, bus or airline companies is apportioned to the Commonwealth of Pennsylvania by multiplying the income by a special apportionment factor. The numerator is the taxpayer's total revenue miles within the commonwealth during the taxable period. The denominator is the total revenue miles of the taxpayer everywhere during the taxable period. A revenue mile means the average receipts derived from the transportation by the taxpayer of persons or property one mile. This is in lieu of the standard sales factor apportionment ratio

Act 131 of 2018 allows "qualified air freight forwarding companies" to utilize special income apportionment based on revenue miles, for tax years starting after December 31, 2016. This is in addition to railroad, truck, bus, and airline companies currently using this apportionment. Qualified companies are those engaged in the air freight forwarding business and primarily use an airline with which it has common ownership and control. Such companies shall use the revenue miles of the airline.

Purpose: Allowing qualified air freight forwarding companies to apportion their net income in the same manner as other transportation companies creates equal treatment amongst similar tax payers.

(Dollar Amounts in Millions)

<i>Estimates:</i>	<u>2018-19</u>	<u>2019-20</u>	<u>2020-21</u>	<u>2021-22</u>	<u>2022-23</u>	<u>2023-24</u>	<u>2024-25</u>
	\$ 5.8	\$ 5.9	\$ 6.0	\$ 6.2	\$ 6.4	\$ 6.6	\$ 6.8

Beneficiaries: A minimal number of corporate taxpayers benefit from this tax expenditure.

GROSS RECEIPTS TAX

Authorization: Article XI of the Tax Reform Code of 1971 (P.L. 6, No. 2), as amended.

The gross receipts tax is imposed on the following companies conducting business in Pennsylvania: pipeline, conduit, steamboat, canal, slack water navigation and transportation companies; freight or oil transporters; telephone and telegraph companies; express service, palace car or sleeping car companies; and electric light, water power and hydroelectric energy companies. Municipalities are entitled to exemptions.

A tax is levied at 50 mills on gross receipts from passengers, baggage, freight, and oil transported within the commonwealth; as well as intrastate and interstate telephone and telegraph messages transmitted on land line or cellular systems.

A tax at the rate of 59 mills is levied on the sale of electric energy. This rate has been in effect since Act 89 of 2002 established the permanent revenue neutral reconciliation tax rate at 15 mills for tax years beginning January 1, 2003 and thereafter.

The sale of natural gas was subject to the gross receipts tax before Act 4 of 1999 repealed these provisions, effective January 1, 2000. Act 84 of 2016 repealed the imposition of gross receipts tax on managed care organizations, effective January 1, 2017.

MUNICIPALLY-OWNED PUBLIC UTILITIES

Description: Gross receipts of public utilities owned or operated by a municipality are exempt from tax to the extent the gross receipts are derived from business done inside the limits of the municipality. The figures for this expenditure are at the statutory utilities gross receipts tax rates applicable to the appropriate tax year.

Purpose: This tax relief encourages municipalities to develop and invest in public utility services and supplemental energy sources including cogeneration facilities. It also benefits residents to the extent the tax relief is reflected through lower utility rates.

(Dollar Amounts in Millions)

<i>Estimates:</i>	<u>2018-19</u>	<u>2019-20</u>	<u>2020-21</u>	<u>2021-22</u>	<u>2022-23</u>	<u>2023-24</u>	<u>2024-25</u>
	\$ 9.9	\$ 9.7	\$ 9.6	\$ 9.4	\$ 9.2	\$ 9.1	\$ 8.9

Beneficiaries: The 35 municipally-owned utilities operating in the commonwealth benefit from this tax expenditure.

NUCLEAR GENERATING FACILITY DAMAGE

Description: Gross receipts derived from the sale of electricity by an electric light company which are attributable to the recovery of purchased energy costs, clean-up costs, and investment write-off costs due to damage to a nuclear generating facility are exempt from tax.

Purpose: This tax relief alleviates the financial hardship faced by the public utility as a result of damage caused by an accident or natural disaster. It also benefits consumers to the extent the tax relief is reflected in lower utility rates.

(Dollar Amounts in Millions)

<i>Estimates:</i>	<u>2018-19</u>	<u>2019-20</u>	<u>2020-21</u>	<u>2021-22</u>	<u>2022-23</u>	<u>2023-24</u>	<u>2024-25</u>
	NA	NA	NA	NA	NA	NA	NA

Beneficiaries: One hundred fifty electric suppliers could potentially benefit from this tax expenditure.

General Fund Tax Expenditures

ELECTRIC COOPERATIVES

Description: Gross receipts of electric cooperatives are exempt from the tax. The figures for this expenditure are at the statutory utility gross receipts tax rates applicable to the appropriate tax year.

Purpose: These cooperatives are nonprofit corporations organized to engage in rural electrification. This exemption permits this service to be rendered at a reduced cost to the rate payers.

(Dollar Amounts in Millions)

<i>Estimates:</i>	<u>2018-19</u>	<u>2019-20</u>	<u>2020-21</u>	<u>2021-22</u>	<u>2022-23</u>	<u>2023-24</u>	<u>2024-25</u>
	\$ 22.6	\$ 23.2	\$ 23.8	\$ 24.4	\$ 25.0	\$ 25.6	\$ 26.2

Beneficiaries: The 14 cooperatives in the commonwealth benefit from this tax expenditure.

PUBLIC UTILITY REALTY TAX

Authorization: Article XI-A of the Tax Reform Code of 1971 (P.L. 6, No. 2), as amended.

The public utility realty tax (PURTA) is imposed on public utilities furnishing services under the jurisdiction of the Pennsylvania Public Utility Commission or a regulatory body of another state or the United States.

Act 4 of 1999 fundamentally overhauled PURTA for tax year 1998 and thereafter. The tax rate is annually calculated by the Department of Revenue in order to raise an amount of tax revenue equal to the realty tax equivalent. The commonwealth imposes this tax on public utility realty in lieu of local real estate taxes and distributes revenue to local taxing authorities based on the realty tax equivalent.

Beginning with PURTA tax year 1998, utilities are taxed on the basis of the property's fair market value, which is the local assessed value adjusted by the common level ratio. After December 31, 1999, assets used in the generation of electricity are excluded from the PURTA tax base and the realty tax equivalent.

For fiscal years prior to 2003-04, an additional 7.6 mills of the PURTA tax base was transferred to the Public Transportation Assistance Fund. Beginning in fiscal year 2003-04, the additional 7.6 mills of the PURTA tax base has remained in the General Fund. The estimates in this portion of the analysis include the variable tax as well as the additional 7.6 mill levy.

PROPERTY SUBJECT TO LOCAL TAXATION

Description: Property subject to local real estate taxation under any law in effect on April 23, 1968, is excluded from the PURTA base.

Purpose: The Constitution of Pennsylvania was amended April 23, 1968, to provide for state taxation of public utility realty property; however, any law in effect which subjected real property of a public utility to local real estate taxation was left in full force. This provision prevents the double taxation of such property.

(Dollar Amounts in Millions)

<i>Estimates:</i>	<u>2018-19</u>	<u>2019-20</u>	<u>2020-21</u>	<u>2021-22</u>	<u>2022-23</u>	<u>2023-24</u>	<u>2024-25</u>
	\$ 3.4	\$ 3.4	\$ 3.4	\$ 3.4	\$ 3.5	\$ 3.5	\$ 3.5

Beneficiaries: The 282 public utilities could benefit from this tax expenditure.

EASEMENTS

Description: Easements or similar interests are excluded from the PURTA base. An easement is an interest in land owned by another entity that entitles the public utility company to limited use related to the provision of utility service.

Purpose: PURTA is intended as a tax on real property and not as a tax on property such as these rights.

(Dollar Amounts in Millions)

<i>Estimates:</i>	<u>2018-19</u>	<u>2019-20</u>	<u>2020-21</u>	<u>2021-22</u>	<u>2022-23</u>	<u>2023-24</u>	<u>2024-25</u>
	\$ 3.0	\$ 3.0	\$ 3.0	\$ 3.1	\$ 3.1	\$ 3.1	\$ 3.1

Beneficiaries: The 282 public utilities could benefit from this tax expenditure.

RAILROAD RIGHTS-OF-WAY

Description: Railroad rights-of-way and superstructures thereon are excluded from the PURTA base. Railroad rights-of-way are limited ownership of land to be used exclusively for the provision of rail transportation service.

Purpose: PURTA is intended as a tax on real property and not as a tax on property such as these rights. This tax relief may encourage the development of our railroad network that benefits the economy.

(Dollar Amounts in Millions)

<i>Estimates:</i>	<u>2018-19</u>	<u>2019-20</u>	<u>2020-21</u>	<u>2021-22</u>	<u>2022-23</u>	<u>2023-24</u>	<u>2024-25</u>
	\$ 6.9	\$ 7.0	\$ 7.0	\$ 7.1	\$ 7.2	\$ 7.2	\$ 7.3

Beneficiaries: The 50 railroad public utilities could benefit from this tax expenditure.

SEWAGE SERVICES

Description: Public utilities furnishing sewage services are exempt from tax.

Purpose: This provides tax relief to companies that are in the business of sewage treatment and encourages investment in sewage treatment facilities that provide public environmental benefits. It also benefits consumers to the extent the tax relief is reflected in lower utility rates.

(Dollar Amounts in Millions)

<i>Estimates:</i>	<u>2018-19</u>	<u>2019-20</u>	<u>2020-21</u>	<u>2021-22</u>	<u>2022-23</u>	<u>2023-24</u>	<u>2024-25</u>
	\$ 6.1	\$ 6.1	\$ 6.2	\$ 6.3	\$ 6.3	\$ 6.4	\$ 6.4

Beneficiaries: The 40 public utilities that provide sewage services benefit from this tax expenditure.

MUNICIPALITIES

Description: Municipalities or municipal authorities furnishing electric, natural gas, telephone, or water public utility services are exempt from tax.

Purpose: The realty used for municipally-furnished utility services is public property used for public purposes. Moreover, taxing such property would result in the municipal government funding the realty tax equivalent distributed to local taxing authorities.

(Dollar Amounts in Millions)

<i>Estimates:</i>	<u>2018-19</u>	<u>2019-20</u>	<u>2020-21</u>	<u>2021-22</u>	<u>2022-23</u>	<u>2023-24</u>	<u>2024-25</u>
	\$ 3.7	\$ 3.8	\$ 3.8	\$ 3.9	\$ 3.9	\$ 3.9	\$ 4.0

Beneficiaries: The 635 municipal authorities and the 35 municipal public utilities benefit from this tax expenditure.

ELECTRIC GENERATION FACILITIES

Description: After December 31, 1999, land and improvements indispensable to the generation of electricity are subject to local real estate tax and are excluded from the PURTA tax base and the realty tax equivalent.

Purpose: Electric generation facilities were removed from the PURTA tax base because electric generation is no longer regulated as a public utility function. The electric competition statute, Act 138 of 1996, changed the definition of public utility, and generation facilities can be owned by unregulated entities. This exemption allows a level playing field for participants in electricity supply.

(Dollar Amounts in Millions)

<i>Estimates:</i>	<u>2018-19</u>	<u>2019-20</u>	<u>2020-21</u>	<u>2021-22</u>	<u>2022-23</u>	<u>2023-24</u>	<u>2024-25</u>
	\$ 27.5	\$ 27.7	\$ 28.0	\$ 28.2	\$ 28.5	\$ 28.7	\$ 29.0

Beneficiaries: The 20 electric utilities owning generating assets in Pennsylvania benefit from this tax expenditure.

TRANSITION CREDIT

Description: During the transition years 1998 through 2001, the liability of a public utility under PURTA is limited to 250 percent of its immediate prior year's liability with any reduction in the liability capped at \$100,000 per taxable year. The cost of the transition credit in current fiscal years depends on the calculation of the compensating adjustments for the affected tax years.

Purpose: The PURTA transition credit provides limited relief to taxpayers having a significant increase in their PURTA tax base as a result of Act 4 of 1999.

(Dollar Amounts in Millions)

<i>Estimates:</i>	<u>2018-19</u>	<u>2019-20</u>	<u>2020-21</u>	<u>2021-22</u>	<u>2022-23</u>	<u>2023-24</u>	<u>2024-25</u>
	Nominal	Nominal	Nominal	Nominal	Nominal	Nominal	Nominal

Beneficiaries: Approximately 60 taxpayers benefit from this tax expenditure.

INSURANCE PREMIUMS TAX

Authorization: Article IX of the Tax Reform Code of 1971 (P.L. 6, No. 2), as amended.

The insurance premiums tax is imposed on domestic and foreign insurance companies that transact business in Pennsylvania. Certain types of insurance companies are exempt from the tax.

The tax is levied on gross premiums received from business done within Pennsylvania during each calendar year. A retaliatory fee is also imposed on taxable insurance companies incorporated in other states that impose a higher burden on Pennsylvania companies doing business there.

The basic tax rate is two percent of gross premiums plus any retaliatory tax. A three percent rate is imposed on insurance premiums for policies written with unlicensed insurers by a surplus lines agent when the insured's home state is Pennsylvania. Marine insurance companies are subject to a five percent tax on their underwriting profits in lieu of the insurance premiums tax.

The estimates in this analysis include the full amount of revenues and the retaliatory charges that would be received from affected insurance companies.

MUTUAL BENEFICIAL ASSOCIATIONS

Description: Purely mutual beneficial associations, whose funds benefit members, families, or heirs and are made up entirely of member contributions and accumulated interest, are exempt from the insurance premiums tax.

Purpose: Mutual beneficial associations are charitable and benevolent organizations that provide life, accident, and health benefits for their members.

(Dollar Amounts in Millions)

<i>Estimates:</i>	<u>2018-19</u>	<u>2019-20</u>	<u>2020-21</u>	<u>2021-22</u>	<u>2022-23</u>	<u>2023-24</u>	<u>2024-25</u>
	\$ 15.0	\$ 17.5	\$ 17.9	\$ 18.2	\$ 18.5	\$ 18.9	\$ 19.2

Beneficiaries: Approximately 50 mutual beneficial associations doing business in Pennsylvania benefit from this tax expenditure.

NONPROFIT HOSPITAL AND MEDICAL CARE SERVICE ORGANIZATIONS

Description: Companies organized under the Nonprofit Hospital Plan Act (Act 378 of 1937), the Nonprofit Medical, Osteopathic, Dental and Podiatry Service Corporation Act (Act 399 of 1939), and their successor acts are exempt from the insurance premiums tax.

Purpose: These companies are deemed to be charitable and benevolent institutions that provide hospital and/or medical care to their subscribers.

(Dollar Amounts in Millions)

<i>Estimates:</i>	<u>2018-19</u>	<u>2019-20</u>	<u>2020-21</u>	<u>2021-22</u>	<u>2022-23</u>	<u>2023-24</u>	<u>2024-25</u>
	\$ 74.2	\$ 78.1	\$ 82.7	\$ 87.5	\$ 92.6	\$ 98.0	\$ 103.7

Beneficiaries: Eleven nonprofit hospital and medical care service organizations doing business in Pennsylvania benefit from this tax expenditure.

EXTRAORDINARY MEDICAL BENEFIT

Description: An exemption is allowed for premiums collected by automobile insurance companies for optional extraordinary medical benefit coverage from \$100,000 to \$1,100,000. This exemption applies only to premiums collected in association with policies written after June 1, 1989.

Purpose: This exemption benefits private insurance companies that are required to provide the extraordinary medical coverage as a result of the repeal of Pennsylvania's Catastrophic Loss Trust Fund.

(Dollar Amounts in Millions)

<i>Estimates:</i>	<u>2018-19</u>	<u>2019-20</u>	<u>2020-21</u>	<u>2021-22</u>	<u>2022-23</u>	<u>2023-24</u>	<u>2024-25</u>
	\$ 0.2	\$ 0.2	\$ 0.2	\$ 0.2	\$ 0.2	\$ 0.2	\$ 0.2

Beneficiaries: Approximately 830 automobile insurance companies licensed to do business in Pennsylvania may benefit from this tax expenditure.

LIFE AND HEALTH INSURANCE GUARANTY ASSOCIATION CREDIT

Description: A tax credit is available to companies that are members of the Pennsylvania Life and Health Insurance Guaranty Association. These companies may offset a proportionate part of assessment payments made to the association against the insurance premiums tax. The credit is for the portion of the assessment that is unrecoverable through premiums and must be taken over five years.

Purpose: The Pennsylvania Life and Health Insurance Guaranty Association protects policyholders and claimants by providing for the payment of benefits and the continuation of coverage under life, health, and accident, and annuity policies under certain circumstances. Members are assessed to provide funds to carry out the purpose of the association. This credit provides relief to member companies by allowing them to recoup a portion of their assessment payments in the form of tax credits. This credit also provides indirect relief to subscribers to the extent that lower premium rates are maintained.

(Dollar Amounts in Millions)

<i>Estimates:</i>	<u>2018-19</u>	<u>2019-20</u>	<u>2020-21</u>	<u>2021-22</u>	<u>2022-23</u>	<u>2023-24</u>	<u>2024-25</u>
	\$ 19.4	\$ 35.2	\$ 45.1	\$ 47.8	\$ 48.2	\$ 48.2	\$ 13.2

Beneficiaries: Approximately 410 life, accident, and health insurance companies doing business in Pennsylvania may benefit from this tax expenditure.

PROPERTY AND CASUALTY INSURANCE GUARANTY ASSOCIATION CREDIT

Description: A tax credit is available to companies that are members of the Pennsylvania Property and Casualty Insurance Guaranty Association (PP&CIGA). Companies may claim a credit for assessments paid to the association in a calendar year that exceed one percent of gross premiums collected from policyholders. The credit must be taken proportionately over five years, beginning the year after the assessment is paid. This tax credit was enacted as part of Act 23 of 2000 to allow member companies to recoup a portion of assessments paid to the association in the form of tax credits.

Purpose: PP&CIGA protects policyholders and claimants by providing for the payment of benefits and claims for property and casualty policies under certain circumstances. Members are assessed to provide funds to carry out the purpose of the association. This credit also provides indirect relief to property and casualty policyholders to the extent that lower premium rates are maintained.

(Dollar Amounts in Millions)

Estimates:	<u>2018-19</u>	<u>2019-20</u>	<u>2020-21</u>	<u>2021-22</u>	<u>2022-23</u>	<u>2023-24</u>	<u>2024-25</u>
	Nominal	Nominal	\$ 0.6	\$ 2.0	\$ 2.7	\$ 2.7	\$ 3.4

Beneficiaries: Approximately 1,080 property and casualty insurers doing business in Pennsylvania benefit from this tax expenditure.

INNOVATE IN PA TAX CREDIT

Authorization: Article XVIII-F of the Tax Reform Code of 1971 (P.L. 6, No. 2), as amended.

Description: Act 52 of 2013 created the Innovate in PA Tax Credit. A total of \$100 million in tax credits were purchased by qualified insurance companies in 2015. The credits may be claimed beginning in calendar year 2017 against insurance premiums tax (IPT) liabilities incurred for a taxable year beginning on or after January 1, 2016. The total amount of credits applied against IPT liability by all qualified taxpayers in a fiscal year may not exceed \$20 million, nor may they exceed a taxpayer's IPT liability for that year. Credits may be sold to other qualified taxpayers and may be carried forward for any taxable year that begins prior to January 1, 2026.

The amounts shown below reflect the program cap.

Purpose: The tax credit encourages funding of early-stage venture capital investment through the Ben Franklin Technology Partners, the Venture Investment Program, and the Life Sciences Greenhouses.

Administrative Costs: Costs to administer the Innovate in PA Tax Credit are borne by the Department of Community and Economic Development and the Department of Revenue. Estimated costs total \$0.1 million per year.

(Dollar Amounts in Millions)

Estimates:	<u>2018-19</u>	<u>2019-20</u>	<u>2020-21</u>	<u>2021-22</u>	<u>2022-23</u>	<u>2023-24</u>	<u>2024-25</u>
	\$ 18.5	\$ 20.0	\$ 20.0	\$ 14.7	\$ 0.0	\$ 0.0	\$ 0.0

Beneficiaries: Approximately 30 taxpayers will benefit from this tax expenditure.

SURPLUS LINES TAX EXEMPTION FOR CHARTER SCHOOLS

Authorization: Article XXIX-H of the Tax Reform Code of 1971 (P.L. 6, No. 2), as amended.

Description: Act 13 of 2019 provided that a charter school, regional charter school, or cyber charter school, as defined in Section 1703-A of the Public School Code of 1949, is an independent public school and shall be free from taxation within this commonwealth to the same extent as a school district for purposes of the surplus lines tax under Section 1621 of the Insurance Company Law of 1921. The provision was effective immediately upon passage.

Purpose: The exemption provides an additional benefit to selected educational institutions.

(Dollar Amounts in Millions)

<i>Estimates:</i>	<u>2018-19</u>	<u>2019-20</u>	<u>2020-21</u>	<u>2021-22</u>	<u>2022-23</u>	<u>2023-24</u>	<u>2024-25</u>
	NA	NA	NA	NA	NA	NA	NA

Beneficiaries: The approximately 180 charter schools operating in the commonwealth may benefit from this tax expenditure.

BANK AND TRUST COMPANY SHARES TAX

Authorization: Article VII of the Tax Reform Code of 1971 (P.L. 6, No. 2), as amended.

The bank and trust company shares tax is imposed on every bank and trust company having capital stock and doing business in Pennsylvania.

The tax is imposed annually on the value of shares as of January 1. Beginning January 1, 2014, the taxable value of shares is computed on the most recent year-end value of an institution's total bank equity capital, adjusted to allow a deduction for United States obligations. Beginning on January 1, 2017, the tax rate on the dollar value of each taxable share of stock is increased from 0.89 to 0.95 percent.

GOODWILL DEDUCTION

Description: Act 55 of 2007 provides for goodwill generated by a combination to be subtracted from a bank's book value of total bank equity capital when calculating its taxable shares. The Act also provides for goodwill to be subtracted from total assets when calculating the proportional deduction for United States obligations.

Purpose: This deduction removes from the tax base the intangible value assigned to goodwill under purchase accounting rules as the result of a combination with another bank.

(Dollar Amounts in Millions)

<i>Estimates:</i>	<u>2018-19</u>	<u>2019-20</u>	<u>2020-21</u>	<u>2021-22</u>	<u>2022-23</u>	<u>2023-24</u>	<u>2024-25</u>
	\$ 89.6	\$ 88.1	\$ 86.7	\$ 86.7	\$ 87.2	\$ 88.2	\$ 89.1

Beneficiaries: Approximately 90 Pennsylvania banks involved in combination activity benefited from this tax expenditure.

EDGE ACT DEDUCTION

Description: Act 84 of 2016 provides for Edge Act subsidiary equity to be subtracted from a bank's book value of total bank equity capital when calculating its taxable shares. The deduction is phased in over 5 years, beginning January 1, 2018, allowing a 20 percent deduction that year and increasing 20 percent each year until fully phased in January 1, 2022.

Purpose: This deduction removes from the tax base the value of Edge Act subsidiaries for institutions which file Reports of Condition on a consolidated basis.

(Dollar Amounts in Millions)

<i>Estimates:</i>	<u>2018-19</u>	<u>2019-20</u>	<u>2020-21</u>	<u>2021-22</u>	<u>2022-23</u>	<u>2023-24</u>	<u>2024-25</u>
	\$ 8.9	\$ 13.5	\$ 18.2	\$ 22.9	\$ 23.2	\$ 23.4	\$ 23.6

Beneficiaries: Any Pennsylvania bank which files Reports of Condition on a consolidated basis may benefit from this tax expenditure.

MUTUAL THRIFT INSTITUTIONS TAX

Authorization: Article XV of the Tax Reform Code of 1971 (P.L. 6, No. 2), as amended.

The mutual thrift institutions tax is imposed on the net income of savings institutions, savings banks without capital stock, savings and loan associations, and building and loan associations conducting business in Pennsylvania.

The tax is based on net income determined in accordance with generally accepted accounting principles with the following major exceptions: income earned from United States obligations or Pennsylvania state and local obligations is excluded; the interest expense associated with tax exempt interest income is disallowed as a deduction; and net operating losses from previous years may be carried forward for a maximum of three years. Taxable net income is apportioned to Pennsylvania by a three-factor formula comprised of payroll, receipts, and deposits.

The current tax rate is 11.5 percent.

NET OPERATING LOSS CARRYFORWARD

Description: Thrift institutions may deduct from current taxable income the net losses from previous taxable years. A net loss for a taxable year may be carried forward over three years and must be carried to the earliest allowable tax year. There is no carryback of losses to prior years.

Purpose: This deduction reduces the tax burden for a period of time after an operating loss period, thereby aiding the thrift institution after it has attained economic health as measured by its taxable income.

(Dollar Amounts in Millions)

<i>Estimates:</i>	<u>2018-19</u>	<u>2019-20</u>	<u>2020-21</u>	<u>2021-22</u>	<u>2022-23</u>	<u>2023-24</u>	<u>2024-25</u>
	\$ 0.5	\$ 0.5	\$ 0.5	\$ 0.5	\$ 0.5	\$ 0.5	\$ 0.5

Beneficiaries: The 60 mutual thrift companies could benefit from this tax expenditure.

CREDIT UNIONS

Description: Credit unions are exempt from taxation. The tax expenditure is determined by applying the appropriate mutual thrift institutions tax rate to their net earnings.

Purpose: Credit unions are cooperative associations incorporated to promote thrift and to provide a source of credit for their members. This program provides tax relief to credit unions as well as their members to the extent that it is reflected in higher rates earned on savings and lower rates charged for loans.

(Dollar Amounts in Millions)

<i>Estimates:</i>	<u>2018-19</u>	<u>2019-20</u>	<u>2020-21</u>	<u>2021-22</u>	<u>2022-23</u>	<u>2023-24</u>	<u>2024-25</u>
	\$ 10.7	\$ 11.7	\$ 12.2	\$ 12.7	\$ 13.3	\$ 13.8	\$ 14.4

Beneficiaries: The 55 state and federal credit unions operating in Pennsylvania benefit from this tax expenditure.

SALES AND USE TAX

Authorization: Article II of the Tax Reform Code of 1971 (P.L. 6, No. 2), as amended.

The sales and use tax is imposed on the retail sale, consumption, rental, or use of tangible personal property in Pennsylvania. The tax is also imposed on certain services relating to such property and on the charge for specific business services. The Pennsylvania sales tax rate is six percent. By law, a one percent local tax is added to purchases made in Allegheny County, and two percent local tax is added to purchases made in Philadelphia. Effective with Act 46 of 2003 for transfers after June 30, 2003, 0.947 percent of total sales and use tax receipts are transferred monthly to the Public Transportation Assistance Fund. Act 44 of 2007 provided that 4.4 percent of sales and use tax receipts be transferred monthly to the Public Transportation Transfer Fund, effective July 1, 2007. Act 85 of 2016 created a transfer in the amount that is necessary to make payment for principal and interest obligations for outstanding indebtedness of the Commonwealth Financing Authority, beginning July 1, 2016. An annual \$0.7 million transfer to the Transit Revitalization Investment Districts, beginning in 2016 and sunseting after twenty years, was created by Act 151 of 2016. The analyses below reflect only the General Fund portion of the tax expenditures.

Administrative Costs: Costs incurred to administer the multiple tax expenditures associated with the sales and use tax cannot be separately identified. Tax expenditures are a significant factor associated with the need for more compliance audits and the increased complexity of compliance audits. These audits contribute significantly to the volume of appeals processed by the Department of Revenue.

(Dollar Amounts in Millions)

<i>Estimates:</i>	<u>2018-19</u>	<u>2019-20</u>	<u>2020-21</u>	<u>2021-22</u>	<u>2022-23</u>	<u>2023-24</u>	<u>2024-25</u>
	\$ 18.4	\$ 18.7	\$ 19.0	\$ 19.3	\$ 19.5	\$ 19.8	\$ 20.1

Beneficiaries: Information provided under the sales and use tax “Beneficiaries” heading represent an actual or estimated number and description of Pennsylvania residents, households, or businesses benefiting from that specific tax expenditure. An unreported number of non-Pennsylvania entities may also benefit from the tax expenditure.

GENERAL/PERSONAL EXPENDITURES

FOOD

Description: Generally, food and beverages intended for human consumption are exempt from taxation. These foods may be purchased from a bakery, pastry shop, donut shop, delicatessen, grocery store, supermarket, farmer’s market, convenience store, or vending machine. Sales of ready-to-eat foods are not exempt from tax and include the sale of meals, sandwiches, food from salad bars, hand-dipped or hand-served iced based products including ice cream and yogurt, hot soup, hot pizza and other hot food items, brewed coffee, and hot beverages. In addition, the exemption does not apply to soft drinks, alcoholic beverages, or food purchased from an establishment from which ready-to-eat food and beverages are sold.

Purpose: Food is considered to be a basic necessity of life. Additionally, this provision reduces the regressive nature of the tax and eases the tax burden on families who spend a disproportionate share of income on these products.

(Dollar Amounts in Millions)

<i>Estimates:</i>	<u>2018-19</u>	<u>2019-20</u>	<u>2020-21</u>	<u>2021-22</u>	<u>2022-23</u>	<u>2023-24</u>	<u>2024-25</u>
	\$1,410.7	\$1,444.8	\$1,482.7	\$1,517.0	\$1,550.7	\$1,587.1	\$1,626.2

Beneficiaries: Virtually all 5.2 million households benefit from this tax expenditure.

General Fund Tax Expenditures

CANDY AND GUM

Description: The purchase at retail or use of candy and gum, regardless of where sold, is exempt from taxation.

Purpose: Candy and gum are considered to be food. Exempting candy and gum regardless of where sold provides for uniformity in the taxation of these items.

(Dollar Amounts in Millions)

<i>Estimates:</i>	<u>2018-19</u>	<u>2019-20</u>	<u>2020-21</u>	<u>2021-22</u>	<u>2022-23</u>	<u>2023-24</u>	<u>2024-25</u>
	\$ 61.2	\$ 62.7	\$ 64.3	\$ 65.8	\$ 67.3	\$ 68.9	\$ 70.6

Beneficiaries: The number of taxpayers benefiting from this expenditure is unknown.

PERSONAL HYGIENE PRODUCTS

Description: The purchase at retail or use of disposable diapers, incontinence products, toilet paper, feminine hygiene products, toothpaste, toothbrushes, and dental floss are exempt from taxation.

Purpose: These products are considered essential for maintaining a basic standard of life.

(Dollar Amounts in Millions)

<i>Estimates:</i>	<u>2018-19</u>	<u>2019-20</u>	<u>2020-21</u>	<u>2021-22</u>	<u>2022-23</u>	<u>2023-24</u>	<u>2024-25</u>
	\$ 45.6	\$ 47.3	\$ 48.8	\$ 50.3	\$ 51.8	\$ 53.4	\$ 55.0

Beneficiaries: Virtually all 5.2 million households benefit from this tax expenditure.

NEWSPAPERS

Description: The purchase or use of newspapers or publications containing information of general interest and reports of current events that qualify as a "newspaper of general circulation qualified to carry a legal advertisement," not including magazines, is exempt from taxation.

Purpose: The purpose of this tax exemption is to encourage citizens to be well informed.

(Dollar Amounts in Millions)

<i>Estimates:</i>	<u>2018-19</u>	<u>2019-20</u>	<u>2020-21</u>	<u>2021-22</u>	<u>2022-23</u>	<u>2023-24</u>	<u>2024-25</u>
	\$ 19.1	\$ 18.2	\$ 17.8	\$ 17.7	\$ 17.7	\$ 17.8	\$ 17.8

Beneficiaries: The number of taxpayers benefiting from this expenditure is unknown.

MAGAZINE SUBSCRIPTIONS

Description: The purchase at retail or use of subscriptions for magazines is exempt from taxation. A “magazine” is a periodical published at regular intervals not exceeding three months and circulated among the general public. The exclusion includes any printed advertising material circulated with the periodical. This tax expenditure became effective July 1, 1994, under Act 48 of 1994.

Purpose: The purpose of this tax exemption is to encourage citizens to be well informed.

(Dollar Amounts in Millions)

<i>Estimates:</i>	<u>2018-19</u>	<u>2019-20</u>	<u>2020-21</u>	<u>2021-22</u>	<u>2022-23</u>	<u>2023-24</u>	<u>2024-25</u>
	\$ 34.2	\$ 33.9	\$ 34.3	\$ 34.9	\$ 35.6	\$ 36.4	\$ 37.2

Beneficiaries: An unknown number of taxpayers benefit from this tax expenditure.

CLOTHING AND FOOTWEAR

Description: The purchase at retail or use of wearing apparel, footwear, and other articles of clothing worn on the human body is exempt from taxation. Additionally, the purchase at retail or use of clothing patterns and other items that are to be a component part of clothing is exempt from tax. Accessories, ornamental wear, formal day or evening apparel, furs, and sporting goods are taxable.

Purpose: Clothing and footwear are considered essential for maintaining a basic standard of life. This provision reduces the regressive nature of the tax and eases the tax burden on families who spend a disproportionate share of income purchasing these products.

(Dollar Amounts in Millions)

<i>Estimates:</i>	<u>2018-19</u>	<u>2019-20</u>	<u>2020-21</u>	<u>2021-22</u>	<u>2022-23</u>	<u>2023-24</u>	<u>2024-25</u>
	\$ 650.1	\$ 666.0	\$ 676.4	\$ 680.2	\$ 684.5	\$ 689.8	\$ 695.9

Beneficiaries: Virtually all 5.2 million households benefit from this tax expenditure.

PRESCRIPTION DRUGS AND ORTHOPEDIC EQUIPMENT

Description: The purchase at retail or use of prescription drugs and orthopedic equipment is exempt from taxation. Such equipment includes crutches, wheelchairs, false teeth and dental materials, eyeglasses, artificial limbs and eyes, hearing devices, braces, and supports. Also included are devices to alleviate a physical incapacity such as a hospital bed or dialysis machine.

Purpose: Prescription drugs and orthopedic equipment are considered essential for maintaining a basic standard of life. This provision reduces the regressive nature of the tax and eases the tax burden on families who must spend a disproportionate share of income on these products.

(Dollar Amounts in Millions)

<i>Estimates:</i>	<u>2018-19</u>	<u>2019-20</u>	<u>2020-21</u>	<u>2021-22</u>	<u>2022-23</u>	<u>2023-24</u>	<u>2024-25</u>
	\$ 835.6	\$ 884.7	\$ 946.6	\$1,024.4	\$1,107.5	\$1,193.0	\$1,280.0

Beneficiaries: Approximately 2.3 million Pennsylvanians benefit from this tax expenditure.

NON-PRESCRIPTION DRUGS

Description: The purchase at retail or use of non-prescription drugs such as antiseptics, aspirin, milk of magnesia, castor oil, cold capsules, eyewashes, and vitamins is exempt from taxation.

Purpose: Non-prescription drugs are considered essential for maintaining a basic standard of life. This provision reduces the regressive nature of the tax and eases the tax burden on families who spend a disproportionate share of income on these products.

(Dollar Amounts in Millions)

<i>Estimates:</i>	<u>2018-19</u>	<u>2019-20</u>	<u>2020-21</u>	<u>2021-22</u>	<u>2022-23</u>	<u>2023-24</u>	<u>2024-25</u>
	\$ 127.9	\$ 135.3	\$ 145.0	\$ 157.3	\$ 170.5	\$ 184.2	\$ 197.9

Beneficiaries: Virtually all 5.2 million households benefit from this tax expenditure.

LIQUOR OR MALT BEVERAGE PURCHASED FROM RETAIL DISPENSER

Description: Alcoholic beverages purchased in a drinking place or bar are exempt from taxation. Purchases from a state liquor store or a beer distributor are taxed, despite the wholesale nature of a portion of these sales. The estimates represent the difference in the tax that would be collected at the retail level and the tax presently collected on the bulk sale.

Purpose: Taxing container sales rather than per drink sales reduces overall administrative and reporting burdens for vendors and audit efforts by the Department of Revenue.

(Dollar Amounts in Millions)

<i>Estimates:</i>	<u>2018-19</u>	<u>2019-20</u>	<u>2020-21</u>	<u>2021-22</u>	<u>2022-23</u>	<u>2023-24</u>	<u>2024-25</u>
	\$ 107.8	\$ 115.2	\$ 125.5	\$ 138.8	\$ 144.1	\$ 153.3	\$ 161.7

Beneficiaries: Approximately 6.3 million people benefit from this tax expenditure.

CHARGES FOR RETURNABLE CONTAINERS

Description: Separately stated deposit charges for returnable containers are excluded from the purchase price and are exempt from taxation.

Purpose: Deposit charges usually represent a security in the event a container is not returned. For this reason, a true exchange of property is not considered to have occurred.

(Dollar Amounts in Millions)

<i>Estimates:</i>	<u>2018-19</u>	<u>2019-20</u>	<u>2020-21</u>	<u>2021-22</u>	<u>2022-23</u>	<u>2023-24</u>	<u>2024-25</u>
	\$ 10.0	\$ 10.2	\$ 10.4	\$ 10.7	\$ 11.0	\$ 11.2	\$ 11.5

Beneficiaries: An unknown number of businesses and households may benefit from this tax expenditure.

CASKETS AND BURIAL VAULTS

Description: The purchase or use of caskets, burial vaults, markers, cremation urns, and tombstones for human graves, including foundations, is exempt from taxation.

Purpose: These items are considered to be the final basic necessity of life. Additionally, this exemption reduces the regressive nature of the tax and eases the burden on low-income families.

(Dollar Amounts in Millions)

<i>Estimates:</i>	<u>2018-19</u>	<u>2019-20</u>	<u>2020-21</u>	<u>2021-22</u>	<u>2022-23</u>	<u>2023-24</u>	<u>2024-25</u>
	\$ 19.0	\$ 19.9	\$ 20.9	\$ 21.9	\$ 22.8	\$ 23.8	\$ 24.8

Beneficiaries: As many as 136,000 households benefit from this tax expenditure annually.

FLAGS

Description: The purchase or use of Pennsylvania and United States flags is exempt from taxation.

Purpose: The exemption of flags may be based on the perception that governmental support of national and state symbols is a worthy public policy objective.

(Dollar Amounts in Millions)

<i>Estimates:</i>	<u>2018-19</u>	<u>2019-20</u>	<u>2020-21</u>	<u>2021-22</u>	<u>2022-23</u>	<u>2023-24</u>	<u>2024-25</u>
	\$ 1.6	\$ 1.7	\$ 1.7	\$ 1.8	\$ 1.9	\$ 1.9	\$ 2.0

Beneficiaries: An unknown number of households, businesses, and organizations benefit from this tax expenditure.

TEXTBOOKS

Description: The purchase or use of textbooks for use in schools, colleges, and universities is exempt from taxation. The purchase must be on behalf of or through schools recognized by the Department of Education as institutions of learning.

Purpose: The education of the commonwealth's citizens is a major policy objective of state government. This exemption helps to reduce the overall cost of obtaining an education.

(Dollar Amounts in Millions)

<i>Estimates:</i>	<u>2018-19</u>	<u>2019-20</u>	<u>2020-21</u>	<u>2021-22</u>	<u>2022-23</u>	<u>2023-24</u>	<u>2024-25</u>
	\$ 10.1	\$ 9.4	\$ 8.9	\$ 8.7	\$ 8.5	\$ 8.3	\$ 8.0

Beneficiaries: As many as 742,000 college students may benefit from this tax expenditure.

SUPPLEMENTAL NUTRITION ASSISTANCE PROGRAM (SNAP) PURCHASES

Description: The purchase at retail or use of tangible personal property in accordance with the federal Food Stamp Act of 1977, as amended, is exempt from taxation. Primarily, exempt items are soft drinks, certain drink mixes, vegetable and fruit seeds and plants, and certain prepared cold foods.

Purpose: This provision is mandated by federal law for continued state participation in the federally funded food stamp program.

(Dollar Amounts in Millions)

<i>Estimates:</i>	<u>2018-19</u>	<u>2019-20</u>	<u>2020-21</u>	<u>2021-22</u>	<u>2022-23</u>	<u>2023-24</u>	<u>2024-25</u>
	\$ 6.4	\$ 7.0	\$ 7.2	\$ 7.5	\$ 7.8	\$ 8.1	\$ 8.5

Beneficiaries: Approximately 716,000 households benefit from this tax expenditure.

GRATUITIES

Description: Any amount paid, in excess of charges and tax, for service relating to the purchase of food or beverages or hotel or motel accommodations is an exempt gratuity.

Purpose: Gratuities or tips are not included in the cost of the meal or accommodation acquired by the purchaser but are considered costs of the accompanying non-taxable services.

(Dollar Amounts in Millions)

<i>Estimates:</i>	<u>2018-19</u>	<u>2019-20</u>	<u>2020-21</u>	<u>2021-22</u>	<u>2022-23</u>	<u>2023-24</u>	<u>2024-25</u>
	\$ 97.9	\$ 103.5	\$ 110.6	\$ 117.2	\$ 123.7	\$ 130.1	\$ 136.0

Beneficiaries: Approximately 3.1 million households and an unknown number of businesses benefit from this tax expenditure.

FUELS AND UTILITIES

COAL

Description: The purchase or use of coal is exempt from taxation.

Purpose: This exemption provides special tax treatment of coal versus alternative energy forms. Other major energy sources are exempt only when used directly by the purchaser for residential use. Encouragement of coal consumption may have been perceived as providing or preserving employment when mining was a major employer within the commonwealth.

(Dollar Amounts in Millions)

<i>Estimates:</i>	<u>2018-19</u>	<u>2019-20</u>	<u>2020-21</u>	<u>2021-22</u>	<u>2022-23</u>	<u>2023-24</u>	<u>2024-25</u>
	\$ 110.3	\$ 113.4	\$ 117.1	\$ 121.0	\$ 125.1	\$ 129.4	\$ 134.4

Beneficiaries: Approximately 53,000 households and an unknown number of businesses benefit from this tax expenditure.

General Fund Tax Expenditures

FIREWOOD

Description: The purchase or use of wood pellets or firewood cut into lengths for burning is exempt from taxation when used as fuel for cooking, or for heating water or residential dwellings.

Purpose: Alternative energy sources such as heating oil, natural gas, coal, and electricity are exempt when used for residential purposes. The extension of this exemption to firewood provides consistency among all major energy sources.

(Dollar Amounts in Millions)

<i>Estimates:</i>	<u>2018-19</u>	<u>2019-20</u>	<u>2020-21</u>	<u>2021-22</u>	<u>2022-23</u>	<u>2023-24</u>	<u>2024-25</u>
	\$ 6.9	\$ 7.2	\$ 7.5	\$ 7.8	\$ 8.1	\$ 8.4	\$ 8.6

Beneficiaries: Approximately 163,000 households use wood as a primary heating source. In addition, there are approximately 514,000 households with working fireplaces. Both groups benefit from this tax expenditure.

RESIDENTIAL UTILITIES

Description: As defined by law, “tangible personal property” specifies taxable items. Specifically omitted from this definition are electricity, steam, natural, manufactured, and bottled gas and fuel oil; basic local telecommunications service when purchased directly by the user solely for their residential use; and charges for coin-operated telephone calls. Court decisions have expanded the electricity exemption to include purchases for residential use through an agent, where there is no commercial interest.

Purpose: Residential utilities are considered essential for maintaining a basic standard of life. Additionally, this provision reduces the regressive nature of the tax and reduces the tax burden on families who spend a disproportionate share of income on these services.

(Dollar Amounts in Millions)

<i>Estimates:</i>	Electricity:						
	<u>2018-19</u>	<u>2019-20</u>	<u>2020-21</u>	<u>2021-22</u>	<u>2022-23</u>	<u>2023-24</u>	<u>2024-25</u>
	\$ 440.2	\$ 447.8	\$ 456.3	\$ 464.3	\$ 474.2	\$ 487.2	\$ 501.0
	Fuel Oil/Gas:						
	<u>2018-19</u>	<u>2019-20</u>	<u>2020-21</u>	<u>2021-22</u>	<u>2022-23</u>	<u>2023-24</u>	<u>2024-25</u>
	\$ 169.1	\$ 170.8	\$ 172.1	\$ 175.1	\$ 179.3	\$ 186.0	\$ 193.0
	Telephone:						
	<u>2018-19</u>	<u>2019-20</u>	<u>2020-21</u>	<u>2021-22</u>	<u>2022-23</u>	<u>2023-24</u>	<u>2024-25</u>
	\$ 41.8	\$ 42.3	\$ 43.2	\$ 44.3	\$ 45.2	\$ 46.2	\$ 47.0

Beneficiaries: Virtually all 5.2 million households (electricity), 3.6 million households (fuel oil/gas), and 2.2 million households (telephone) benefit from this tax expenditure.

WATER AND SEWAGE SERVICES

Description: The purchase at retail or use of water (including bottled water and ice) or sewage services is exempt from taxation.

Purpose: Water is a basic necessity of life. Additionally, this provision reduces the regressive nature of the tax and reduces the tax burden on families who spend a disproportionate share of income on this product.

(Dollar Amounts in Millions)

<i>Estimates:</i>	<u>2018-19</u>	<u>2019-20</u>	<u>2020-21</u>	<u>2021-22</u>	<u>2022-23</u>	<u>2023-24</u>	<u>2024-25</u>
	\$ 120.0	\$ 123.0	\$ 126.6	\$ 130.9	\$ 135.9	\$ 141.5	\$ 147.2

Beneficiaries: Approximately 5.0 million households and about 283,000 businesses benefit from this tax expenditure.

GASOLINE AND MOTOR FUELS

Description: The purchase or use of gasoline and other motor fuels, taxed under the Liquid Fuels and Fuels Tax Act, is exempt from the sales and use tax.

Purpose: Because these items are already subject to fuels taxes, the legislature has provided for their exemption from the sales and use tax.

(Dollar Amounts in Millions)

<i>Estimates:</i>	<u>2018-19</u>	<u>2019-20</u>	<u>2020-21</u>	<u>2021-22</u>	<u>2022-23</u>	<u>2023-24</u>	<u>2024-25</u>
	\$1,010.8	\$ 997.7	\$ 941.4	\$ 951.5	\$1,025.2	\$1,059.1	\$1,094.1

Beneficiaries: Approximately 4.4 million households and owners of more than 2.2 million heavy trucks, buses, etc., benefit from this tax expenditure.

MOTOR VEHICLES/VESSELS

AIRCRAFT PARTS AND HELICOPTERS

Description: An exemption is provided for the sale at retail or use of helicopters and similar rotocraft. In addition, there is an exemption for the sale at retail of repair and replacement parts for helicopters, similar rotocraft, and fixed-wing aircraft. This exemption also covers the installation of these parts as well as other service to the aircraft.

Purpose: This exclusion places Pennsylvania aircraft manufacturers at a competitively neutral position relative to manufacturers in those states allowing this exemption.

(Dollar Amounts in Millions)

<i>Estimates:</i>	<u>2018-19</u>	<u>2019-20</u>	<u>2020-21</u>	<u>2021-22</u>	<u>2022-23</u>	<u>2023-24</u>	<u>2024-25</u>
	\$ 7.3	\$ 7.5	\$ 7.7	\$ 7.9	\$ 8.1	\$ 8.2	\$ 8.4

Beneficiaries: Approximately 110 aircraft manufacturers and repair companies may benefit from this expenditure. In addition, an unknown number of purchasers of these products and services may benefit.

General Fund Tax Expenditures

COMMON CARRIERS

Description: Vehicles purchased by a public utility, engaged in business as a common carrier, to be used in rendering utility services are exempt from taxation. Since the enactment of the Federal Aviation Act, effective January 1, 1995, Pennsylvania has recognized contract carriers as common carriers. Household goods carriers and private carriers remain taxable.

Purpose: Without this exemption, the tax would be built into the rate base of public utility services and, ultimately, passed on to consumers. Therefore, this exemption reduces the overall cost of utility services that are considered to be basic necessities.

(Dollar Amounts in Millions)

<i>Estimates:</i>	<u>2018-19</u>	<u>2019-20</u>	<u>2020-21</u>	<u>2021-22</u>	<u>2022-23</u>	<u>2023-24</u>	<u>2024-25</u>
	\$ 81.6	\$ 84.5	\$ 87.1	\$ 89.6	\$ 92.1	\$ 94.4	\$ 96.8

Beneficiaries: Approximately 7,500 common carriers could benefit from this tax expenditure.

COMMERCIAL VESSELS (Construction and Repair)

Description: The purchase or use of commercial vessels of 50 tons or larger is exempt from taxation if delivery is taken in Pennsylvania.

Purpose: This exclusion places Pennsylvania shipbuilders at a competitively neutral position relative to shipbuilders in those states allowing this exemption.

(Dollar Amounts in Millions)

<i>Estimates:</i>	<u>2018-19</u>	<u>2019-20</u>	<u>2020-21</u>	<u>2021-22</u>	<u>2022-23</u>	<u>2023-24</u>	<u>2024-25</u>
	\$ 20.0	\$ 20.6	\$ 21.5	\$ 22.3	\$ 23.2	\$ 24.1	\$ 25.0

Beneficiaries: As many as 8 establishments may benefit from this tax expenditure.

COMMERCIAL VESSELS (Equipment and Maintenance)

Description: The purchase or use of fuel, supplies, equipment, ships or sea stores, and cleaning or maintenance supplies for commercial vessels is exempt from taxation. This exemption applies to vessels of 50 tons or more designed for commercial use.

Purpose: Imposition of the tax at the point of sale would place Pennsylvania vendors at a competitive disadvantage relative to those vendors operating in other states that allow this exemption.

(Dollar Amounts in Millions)

<i>Estimates:</i>	<u>2018-19</u>	<u>2019-20</u>	<u>2020-21</u>	<u>2021-22</u>	<u>2022-23</u>	<u>2023-24</u>	<u>2024-25</u>
	\$ 2.9	\$ 3.0	\$ 3.1	\$ 3.2	\$ 3.4	\$ 3.5	\$ 3.7

Beneficiaries: The number of taxpayers benefiting from this expenditure is unknown.

MOTOR VEHICLES (Out-of-State Purchasers)

Description: The purchase or use of a motor vehicle by a non-resident, to be used outside Pennsylvania, and which is registered in another state within twenty days of delivery, is exempt from taxation. Delivery must be taken outside of Pennsylvania.

Purpose: The exemption protects the participation of Pennsylvania car dealers in the out-of-state market while preventing potential abuses of such an exemption by Pennsylvania residents.

(Dollar Amounts in Millions)

<i>Estimates:</i>	<u>2018-19</u>	<u>2019-20</u>	<u>2020-21</u>	<u>2021-22</u>	<u>2022-23</u>	<u>2023-24</u>	<u>2024-25</u>
	NA	NA	NA	NA	NA	NA	NA

Beneficiaries: The number of taxpayers benefiting from this expenditure is unknown.

SCHOOL BUSES

Description: The purchase at retail or use of school buses is exempt from taxation. These buses must be used exclusively for the transportation of children for school purposes. The provision is extended to persons who have contracts with school districts to transport children.

Purpose: The costs of transporting school children are directly borne by school districts and indirectly by state government through subsidy programs. This exemption, while limiting state sales and use tax revenues, also decreases state educational subsidy costs.

(Dollar Amounts in Millions)

<i>Estimates:</i>	<u>2018-19</u>	<u>2019-20</u>	<u>2020-21</u>	<u>2021-22</u>	<u>2022-23</u>	<u>2023-24</u>	<u>2024-25</u>
	\$ 20.5	\$ 20.5	\$ 20.6	\$ 20.6	\$ 20.6	\$ 20.7	\$ 21.3

Beneficiaries: Approximately 300 private school bus contractors and virtually all schools benefit from this tax expenditure.

PRODUCTION EXPENDITURES

MANUFACTURING EXEMPTION (Manufacture and Processing)

Description: An exemption is provided for the purchase or use of machinery, equipment, parts and supplies, or the use of services or utilities used directly in the manufacturing and processing of personal property. This exemption does not apply to motor vehicles, maintenance facilities, managerial or other nonoperational activities or materials, supplies, or equipment used relative to real estate, obtaining disinfecting or pest control services, or building maintenance and cleaning services.

Purpose: Exemption of manufacturing equipment and supplies prevents the multiple taxation that could occur in the production of a finished good for consumption. Were these items not exempt, this additional cost would be passed through to the ultimate consumer.

(Dollar Amounts in Millions)

<i>Estimates:</i>	<u>2018-19</u>	<u>2019-20</u>	<u>2020-21</u>	<u>2021-22</u>	<u>2022-23</u>	<u>2023-24</u>	<u>2024-25</u>
	\$1,239.9	\$1,279.7	\$1,336.1	\$1,394.1	\$1,454.1	\$1,514.0	\$1,577.8

Beneficiaries: Approximately 14,000 manufacturers and an unknown number of processors and remanufacturers benefit from this tax expenditure.

MANUFACTURING EXEMPTION (Agriculture)

Description: An exemption is provided for the purchase or use of machinery, equipment, parts and supplies, or the use of services or utilities used directly in farming, dairying, horticulture, floriculture, or aquaculture. This exemption does not apply to motor vehicles, maintenance facilities, managerial or other nonoperational activities or materials, supplies, or equipment used relative to real estate, obtaining disinfecting or pest control services, or building maintenance and cleaning services.

Purpose: Exemption of agricultural equipment and supplies prevents the multiple taxation that could occur in the production of an agricultural commodity for sale and consumption. Were these items not exempt, this additional cost would be passed through to the ultimate consumer.

(Dollar Amounts in Millions)

<i>Estimates:</i>	<u>2018-19</u>	<u>2019-20</u>	<u>2020-21</u>	<u>2021-22</u>	<u>2022-23</u>	<u>2023-24</u>	<u>2024-25</u>
	\$ 89.8	\$ 89.9	\$ 92.8	\$ 95.8	\$ 98.8	\$ 101.9	\$ 105.0

Beneficiaries: Approximately 53,000 farm operators benefit from this tax expenditure.

MANUFACTURING EXEMPTION (Public Utility)

Description: An exemption is provided for the purchase or use of machinery, equipment, parts and supplies or the use of services or utilities used directly in producing, delivering, or rendering a public utility service. This exemption does not apply to motor vehicles (except those used as common carriers), maintenance facilities, managerial or other nonoperational activities or materials, supplies, or equipment used relative to real estate, obtaining disinfecting or pest control services, or building maintenance and cleaning services.

Purpose: Exemption of equipment and supplies used in producing and delivering a public utility service prevents the multiple taxation that could occur in providing the service. Were these items not exempt, this additional cost would be passed through to the ultimate consumer.

(Dollar Amounts in Millions)

<i>Estimates:</i>	<u>2018-19</u>	<u>2019-20</u>	<u>2020-21</u>	<u>2021-22</u>	<u>2022-23</u>	<u>2023-24</u>	<u>2024-25</u>
	\$ 100.4	\$ 102.9	\$ 104.1	\$ 105.6	\$ 107.0	\$ 108.7	\$ 110.5

Beneficiaries: Approximately 760 public utilities could benefit from this tax expenditure.

MANUFACTURING EXEMPTION (Foundations for Machinery and Equipment)

Description: Foundations for machinery and equipment used directly in manufacturing, farming, dairying, agriculture, horticulture, floriculture, aquaculture, processing or producing, and delivering or rendering a public utility service are exempt from taxation. Included for a public utility are sand, gravel, crushed rock, concrete, or similar material used as bedding or surrounding pipe used directly to render sewer or water service.

Purpose: Exemption of foundations for manufacturing equipment prevents the multiple taxation that could occur in the production of a finished good for consumption. Were these items not exempt, this additional cost would be passed through to the ultimate consumer.

(Dollar Amounts in Millions)

<i>Estimates:</i>	<u>2018-19</u>	<u>2019-20</u>	<u>2020-21</u>	<u>2021-22</u>	<u>2022-23</u>	<u>2023-24</u>	<u>2024-25</u>
	\$ 10.2	\$ 10.5	\$ 10.9	\$ 11.3	\$ 11.8	\$ 12.3	\$ 12.8

Beneficiaries: Approximately 67,700 entities benefit from this tax expenditure.

CONTRACT FARMING

Description: The purchase or use of tangible personal property or services that are directly used in farming, dairying, or agriculture for the production of food are exempt from tax even if the purchaser is not the entity directly involved in the agricultural activity. This exemption applies to machinery, equipment, parts, supplies, and utilities used in the production of food.

Purpose: Exemption of agricultural equipment and supplies prevents the multiple taxation that could occur in the production of an agricultural food commodity for sale and consumption. Were these items not exempt, this additional cost would be passed through to the ultimate consumer.

(Dollar Amounts in Millions)

<i>Estimates:</i>	<u>2018-19</u>	<u>2019-20</u>	<u>2020-21</u>	<u>2021-22</u>	<u>2022-23</u>	<u>2023-24</u>	<u>2024-25</u>
	\$ 26.4	\$ 26.4	\$ 27.3	\$ 28.2	\$ 29.1	\$ 30.0	\$ 30.9

Beneficiaries: An unknown number of businesses engaged in contract farming benefit from this tax expenditure.

OTHER

AIRLINE CATERING

Description: Airline purchases of catered food and non-alcoholic beverages served to passengers in connection with the airline service are exempt from tax.

Purpose: This tax exemption lowers the cost of catered food and non-alcoholic beverages purchased by airlines, which may also reduce the cost of airline travel for consumers.

(Dollar Amounts in Millions)

<i>Estimates:</i>	<u>2018-19</u>	<u>2019-20</u>	<u>2020-21</u>	<u>2021-22</u>	<u>2022-23</u>	<u>2023-24</u>	<u>2024-25</u>
	\$ 1.5	\$ 1.5	\$ 1.6	\$ 1.6	\$ 1.7	\$ 1.7	\$ 1.7

Beneficiaries: Approximately 60 airlines may benefit from this expenditure.

HOTEL-PERMANENT RESIDENT

Description: An exemption is provided, under the hotel occupancy tax, for a person occupying or having the right to occupy a room in a hotel, inn, tourist home, lodging house, rooming house, summer camp, apartment hotel, resort lodging, or cabin for 30 consecutive days or more. This exemption does not extend to prepared meals or other taxable items.

Purpose: Residency of this length is felt to approximate permanent dwelling rental, which is non-taxable as a basic necessity of life.

(Dollar Amounts in Millions)

<i>Estimates:</i>	<u>2018-19</u>	<u>2019-20</u>	<u>2020-21</u>	<u>2021-22</u>	<u>2022-23</u>	<u>2023-24</u>	<u>2024-25</u>
	\$ 7.1	\$ 7.3	\$ 7.5	\$ 7.8	\$ 8.0	\$ 8.2	\$ 8.5

Beneficiaries: Approximately 55,600 persons benefit from this tax expenditure.

General Fund Tax Expenditures

VENDOR DISCOUNT

Description: A licensed vendor is permitted a discount as a credit against the gross amount of tax collected provided that a tax return, with full payment due the department, is filed or postmarked on or before the due date. The discount shall be the lesser of one per cent of the amount of the tax collected and the following: \$25 for a monthly filer, \$75 for a quarterly filer, or \$150 for a semiannual filer.

Purpose: This provision is intended to defray the vendor's cost of collecting and remitting the sales and use tax.

(Dollar Amounts in Millions)

<i>Estimates:</i>	<u>2018-19</u>	<u>2019-20</u>	<u>2020-21</u>	<u>2021-22</u>	<u>2022-23</u>	<u>2023-24</u>	<u>2024-25</u>
	\$ 14.5	\$ 15.0	\$ 15.7	\$ 16.5	\$ 17.2	\$ 17.9	\$ 18.7

Beneficiaries: Approximately 188,850 vendors benefit from this tax expenditure.

OUT-OF-STATE CREDIT

Description: A credit is allowed for the purchase of personal property or taxable services for use outside Pennsylvania equal to the sales tax paid in the applicable state. The state must grant substantially similar tax relief as provided by Pennsylvania.

Purpose: Allowing a credit for tax paid in another state prevents double taxation.

(Dollar Amounts in Millions)

<i>Estimates:</i>	<u>2018-19</u>	<u>2019-20</u>	<u>2020-21</u>	<u>2021-22</u>	<u>2022-23</u>	<u>2023-24</u>	<u>2024-25</u>
	NA	NA	NA	NA	NA	NA	NA

Beneficiaries: The number of taxpayers benefiting from this expenditure is unknown.

TRADE-IN VALUE

Description: A deduction is allowed against the gross purchase price for the value of personal property actually taken in trade or exchange. The trade-in property does not have to be of like kind to the purchased property. The reduction in purchase price is considered to be the value of the trade-in.

Purpose: Tangible personal property taken as a trade-in is usually resold. Therefore, it is treated as a sale for resale.

(Dollar Amounts in Millions)

<i>Estimates:</i>	<u>2018-19</u>	<u>2019-20</u>	<u>2020-21</u>	<u>2021-22</u>	<u>2022-23</u>	<u>2023-24</u>	<u>2024-25</u>
	\$ 301.9	\$ 309.3	\$ 311.4	\$ 314.3	\$ 315.5	\$ 322.0	\$ 328.6

Beneficiaries: Approximately 700,000 purchasers of motor vehicles annually benefit from this tax expenditure. In addition, an unknown number of entities benefit from other trade-ins (such as boats and aircraft).

ISOLATED SALES

Description: Infrequent personal property sales of a non-recurring nature by persons not in the business of selling such items are exempt from taxation. By regulation, exempt entity sales can occur no more than three times nor more than a total of seven days in a year. These sales may include the sale of a lawn mower to a neighbor, liquidation of an estate, sale of a used typewriter by an insurance company, or yard sale items. Motor vehicles and property that must be registered or licensed are not granted this exemption.

Purpose: The exclusion of isolated sales from taxation greatly reduces compliance and administration burdens for the seller and the commonwealth.

(Dollar Amounts in Millions)

Estimates:	<u>2018-19</u>	<u>2019-20</u>	<u>2020-21</u>	<u>2021-22</u>	<u>2022-23</u>	<u>2023-24</u>	<u>2024-25</u>
	\$ 107.0	\$ 110.6	\$ 116.0	\$ 121.5	\$ 126.8	\$ 132.3	\$ 138.0

Beneficiaries: The number of taxpayers benefiting from this expenditure is unknown.

TEMPORARY USAGE

Description: Property purchased outside Pennsylvania by a nonresident and temporarily used in Pennsylvania for seven days or less or any length of time by a tourist or vacationer is exempt from taxation. If the property is consumed in the state it becomes taxable.

Purpose: Providing an exemption for temporary usage of taxable property in Pennsylvania does not discourage entry into the state by vacationers, tourists, or others who attend, or are involved in specific short term events or activities.

(Dollar Amounts in Millions)

Estimates:	<u>2018-19</u>	<u>2019-20</u>	<u>2020-21</u>	<u>2021-22</u>	<u>2022-23</u>	<u>2023-24</u>	<u>2024-25</u>
	NA	NA	NA	NA	NA	NA	NA

Beneficiaries: The number of taxpayers benefiting from this expenditure is unknown.

HORSES

Description: The sale of a horse is exempt from taxation if the seller is directed to deliver the horse to an out-of-state location. A horse may be temporarily delivered to a resident or agent prior to being delivered out-of-state.

Purpose: This exemption provides preferential treatment of horses relative to other tangible personal property by permitting temporary location in Pennsylvania before being delivered out-of-state.

(Dollar Amounts in Millions)

Estimates:	<u>2018-19</u>	<u>2019-20</u>	<u>2020-21</u>	<u>2021-22</u>	<u>2022-23</u>	<u>2023-24</u>	<u>2024-25</u>
	\$ 2.9	\$ 2.9	\$ 2.9	\$ 2.9	\$ 2.9	\$ 2.9	\$ 2.9

Beneficiaries: Approximately 1,600 Standard bred horse purchasers and an unknown number of purchasers of other types of horses benefit from this tax expenditure.

YOUTH SPORTS PROGRAMS AND YOUTH CENTERS

Description: The purchase of food and beverages from nonprofit associations which support sports and other programs for participants aged 19 or younger, or for persons with physical or intellectual disabilities regardless of age, are exempt from taxation.

Purpose: The exemption of these items encourages such organizations to support programs that provide activities beneficial to young people and the disabled.

(Dollar Amounts in Millions)

Estimates:	<u>2018-19</u>	<u>2019-20</u>	<u>2020-21</u>	<u>2021-22</u>	<u>2022-23</u>	<u>2023-24</u>	<u>2024-25</u>
	NA	NA	NA	NA	NA	NA	NA

Beneficiaries: The number of taxpayers benefiting from this expenditure is unknown.

PURELY PUBLIC CHARITIES

Description: The sale of personal property or services to or for use by any institution of purely public charity as defined by Act 55 of 1997 is exempt from taxation. Act 45 of 1998 extended this exemption to include the purchase or use of certain machinery and equipment used in a construction contract with an exempt entity. The purchase or use may be made by a construction contractor or the exempt entity. Transactions unrelated to the trade or business of such organizations are taxable as are certain materials and supplies purchased for use in connection with real estate.

Purpose: These organizations provide public and charitable services that are perceived to benefit the general public. This exemption permits these services to be rendered at reduced cost.

(Dollar Amounts in Millions)

Estimates:	Charitable Organizations:						
	<u>2018-19</u>	<u>2019-20</u>	<u>2020-21</u>	<u>2021-22</u>	<u>2022-23</u>	<u>2023-24</u>	<u>2024-25</u>
	\$ 12.8	\$ 13.2	\$ 13.6	\$ 14.1	\$ 14.5	\$ 15.0	\$ 15.6
	Volunteer Firemen's Organizations:						
	<u>2018-19</u>	<u>2019-20</u>	<u>2020-21</u>	<u>2021-22</u>	<u>2022-23</u>	<u>2023-24</u>	<u>2024-25</u>
	\$ 20.4	\$ 21.2	\$ 22.0	\$ 22.8	\$ 23.7	\$ 24.6	\$ 25.6
	Nonprofit Educational Institutions:						
	<u>2018-19</u>	<u>2019-20</u>	<u>2020-21</u>	<u>2021-22</u>	<u>2022-23</u>	<u>2023-24</u>	<u>2024-25</u>
	\$ 113.1	\$ 117.1	\$ 122.6	\$ 127.4	\$ 132.2	\$ 137.4	\$ 143.0
	Religious Organizations:						
	<u>2018-19</u>	<u>2019-20</u>	<u>2020-21</u>	<u>2021-22</u>	<u>2022-23</u>	<u>2023-24</u>	<u>2024-25</u>
	\$ 8.1	\$ 8.3	\$ 8.6	\$ 8.9	\$ 9.2	\$ 9.5	\$ 9.8
	Health & Social Assistance Organizations:						
	<u>2018-19</u>	<u>2019-20</u>	<u>2020-21</u>	<u>2021-22</u>	<u>2022-23</u>	<u>2023-24</u>	<u>2024-25</u>
	\$ 177.8	\$ 187.3	\$ 195.7	\$ 203.8	\$ 212.0	\$ 220.8	\$ 229.9

Beneficiaries: Approximately 32,200 organizations currently benefit from this tax expenditure.

General Fund Tax Expenditures

EXEMPT GOVERNMENTAL UNITS

Description: The sale of tangible personal property or services to or for use by the federal government, the commonwealth or its instrumentalities, or political subdivisions is exempt from taxation. Act 45 of 1998 extended this exemption to include the purchase or use of certain machinery or equipment used in a construction contract with a governmental unit. The purchase or use may be by a contractor or governmental unit. Based on the criteria adopted to define tax expenditures, federal transactions are not included in this study. Commonwealth transactions are also excluded because revenues would offset expenditures with no net effect. The estimates, therefore, represent the tax on local government expenditures and construction contractors.

Purpose: This exemption is an indirect means of assistance to local governments and may reduce the taxes levied by these entities.

(Dollar Amounts in Millions)

<i>Estimates:</i>	<u>2018-19</u>	<u>2019-20</u>	<u>2020-21</u>	<u>2021-22</u>	<u>2022-23</u>	<u>2023-24</u>	<u>2024-25</u>
	\$ 410.1	\$ 425.2	\$ 444.2	\$ 464.5	\$ 486.1	\$ 508.6	\$ 531.9

Beneficiaries: Approximately 3,130 governmental units benefit from this tax expenditure.

SUBSTITUTED TAX BASE

Description: The tax on tangible personal property purchased at least six months prior to the first taxable use in Pennsylvania may be based on the prevailing market price at the time of the taxable use. This substituted base would be in lieu of taxing the original purchase price.

Purpose: This alternative tax base permits taxpayers to pay tax relative to the current market value of such assets that most closely approximates current taxable value.

(Dollar Amounts in Millions)

<i>Estimates:</i>	<u>2018-19</u>	<u>2019-20</u>	<u>2020-21</u>	<u>2021-22</u>	<u>2022-23</u>	<u>2023-24</u>	<u>2024-25</u>
	NA	NA	NA	NA	NA	NA	NA

Beneficiaries: The number of taxpayers benefiting from this expenditure is unknown.

OUT-OF-STATE PURCHASES

Description: Tangible personal property purchased and used outside the state by a nonresident who later brings the property into Pennsylvania while establishing a permanent residence or business is exempt from taxation. This property must be purchased more than six months prior to the first taxable use in Pennsylvania.

Purpose: This provision eases administrative costs for the commonwealth and compliance costs for the taxpayer and prevents a substantial tax liability from being imposed when a person moves to Pennsylvania.

(Dollar Amounts in Millions)

<i>Estimates:</i>	<u>2018-19</u>	<u>2019-20</u>	<u>2020-21</u>	<u>2021-22</u>	<u>2022-23</u>	<u>2023-24</u>	<u>2024-25</u>
	NA	NA	NA	NA	NA	NA	NA

Beneficiaries: The number of taxpayers benefiting from this expenditure is unknown.

RAIL TRANSPORTATION EQUIPMENT

Description: The purchase or use of rail transportation equipment by a business in the movement of its own personal property is exempt from taxation.

Purpose: Exemption of rail equipment provides preferential treatment benefiting specific users of this transportation mode. Were these items not exempt, this additional cost may be passed through to the ultimate consumer.

(Dollar Amounts in Millions)

Estimates:	<u>2018-19</u>	<u>2019-20</u>	<u>2020-21</u>	<u>2021-22</u>	<u>2022-23</u>	<u>2023-24</u>	<u>2024-25</u>
	\$ 16.3	\$ 16.7	\$ 17.5	\$ 18.3	\$ 19.1	\$ 20.0	\$ 20.9

Beneficiaries: The number of taxpayers benefiting from this expenditure is unknown.

FISH FEED

Description: The purchase or use of fish feed by sportsmen's clubs, fish cooperatives, or nurseries approved by the Pennsylvania Fish Commission is exempt from taxation.

Purpose: The exemption provides special treatment benefiting organizations that raise fish intended for human consumption.

(Dollar Amounts in Millions)

Estimates:	<u>2018-19</u>	<u>2019-20</u>	<u>2020-21</u>	<u>2021-22</u>	<u>2022-23</u>	<u>2023-24</u>	<u>2024-25</u>
	Nominal	Nominal	Nominal	Nominal	Nominal	Nominal	Nominal

Beneficiaries: An unknown number of entities benefit from this tax expenditure.

TOURIST PROMOTION AGENCIES

Description: The purchase or use of supplies and materials by tourist promotion agencies for distribution to the public is exempt from taxation. To be permitted this exemption, an agency must receive grants from the state.

Purpose: Excluding supplies and materials used by tourist promotion agencies that receive state grants reduces the cost of performing promotional activities. The need for direct support to these agencies is decreased by providing this exemption.

(Dollar Amounts in Millions)

Estimates:	<u>2018-19</u>	<u>2019-20</u>	<u>2020-21</u>	<u>2021-22</u>	<u>2022-23</u>	<u>2023-24</u>	<u>2024-25</u>
	NA	NA	NA	NA	NA	NA	NA

Beneficiaries: An unknown number of entities benefit from this tax expenditure.

TROUT

Description: The purchase or use of brook trout, brown trout, or rainbow trout is exempt from taxation.

Purpose: Special treatment is conferred to those involved in the raising or sale of trout intended for human consumption.

(Dollar Amounts in Millions)

<i>Estimates:</i>	<u>2018-19</u>	<u>2019-20</u>	<u>2020-21</u>	<u>2021-22</u>	<u>2022-23</u>	<u>2023-24</u>	<u>2024-25</u>
	Nominal	Nominal	Nominal	Nominal	Nominal	Nominal	Nominal

Beneficiaries: An unknown number of entities benefit from this tax expenditure.

CONSTRUCTION OF MEMORIALS

Description: The purchase or use of materials used in the construction or erection of objects commemorating or memorializing historical events is exempt from taxation. These objects must be purchased by not-for-profit organizations and erected on publicly owned property.

Purpose: This exemption has been provided because these memorials are presumably erected for public benefit and gratification.

(Dollar Amounts in Millions)

<i>Estimates:</i>	<u>2018-19</u>	<u>2019-20</u>	<u>2020-21</u>	<u>2021-22</u>	<u>2022-23</u>	<u>2023-24</u>	<u>2024-25</u>
	NA	NA	NA	NA	NA	NA	NA

Beneficiaries: The number of taxpayers benefiting from this expenditure is unknown.

STORAGE

Description: Charges for storage, other than for self-storage, of tangible personal property are exempt from taxation.

Purpose: Commercial storage services may be considered an integral part of the production and distribution of tangible personal property.

(Dollar Amounts in Millions)

<i>Estimates:</i>	<u>2018-19</u>	<u>2019-20</u>	<u>2020-21</u>	<u>2021-22</u>	<u>2022-23</u>	<u>2023-24</u>	<u>2024-25</u>
	\$ 298.7	\$ 310.1	\$ 321.1	\$ 332.6	\$ 344.2	\$ 355.4	\$ 367.1

Beneficiaries: The number of taxpayers benefiting from this expenditure is unknown.

STAIR LIFT DEVICES

Description: The purchase or use of property or services used in installing or repairing stair lift devices is exempt from taxation when the device is installed or used in the residence of a physically disabled person requiring the device to ascend or descend stairs. The physical disability must be certified by a physician.

Purpose: Stair lift devices could be considered essential for people with a physical disability that prevents them from ascending or descending stairs. This exemption reduces the regressive nature of the tax and eases the tax burden on people requiring the devices.

(Dollar Amounts in Millions)

<i>Estimates:</i>	<u>2018-19</u>	<u>2019-20</u>	<u>2020-21</u>	<u>2021-22</u>	<u>2022-23</u>	<u>2023-24</u>	<u>2024-25</u>
	NA	NA	NA	NA	NA	NA	NA

Beneficiaries: As many as 896,000 residents who have difficulty ascending and descending stairs may benefit from this tax expenditure.

BAD DEBTS

Description: Sales tax vendors may apply for a refund equal to 100 percent of bad debts associated with sales tax paid to the state for sales written off by the vendor and deducted for federal income tax purposes because the vendor did not receive full payment from the purchaser. Act 55 of 2007 provided that the refund for sales tax remitted and attributable to bad debt is now expanded to private label credit cards. This change applies to amounts deducted as bad debts on federal income tax returns required to be filed after January 1, 2008. No refund is granted for interest, finance charges, or expenses incurred in attempting to collect receivables.

Purpose: The bad debt refund provision lessens the economic impact experienced by vendors when they extend credit to customers for taxable purchases and subsequently incur uncollectible accounts receivable (bad debts).

(Dollar Amounts in Millions)

<i>Estimates:</i>	<u>2018-19</u>	<u>2019-20</u>	<u>2020-21</u>	<u>2021-22</u>	<u>2022-23</u>	<u>2023-24</u>	<u>2024-25</u>
	\$ 13.2	\$ 13.7	\$ 14.3	\$ 15.0	\$ 15.7	\$ 16.4	\$ 17.1

Beneficiaries: Any of the 283,000 licensed vendors could benefit from this tax expenditure, if they extend credit or accept checks for payment.

UNIFORM COMMERCIAL CODE FILING FEES

Description: Separately stated Uniform Commercial Code (UCC) filing fees, copy requests, and certification fees paid to a state or local agency are exempt from tax.

Purpose: UCC filing legally identifies the lien holder for personal property collateral. These fees may be perceived as incidental to the purchase or use of the tangible personal property and, as such, are exempt from tax.

(Dollar Amounts in Millions)

<i>Estimates:</i>	<u>2018-19</u>	<u>2019-20</u>	<u>2020-21</u>	<u>2021-22</u>	<u>2022-23</u>	<u>2023-24</u>	<u>2024-25</u>
	\$ 2.2	\$ 2.2	\$ 2.3	\$ 2.4	\$ 2.5	\$ 2.6	\$ 2.7

Beneficiaries: As many as 139,100 entities benefit from this tax expenditure annually.

RENTAL OF FILMS FOR COMMERCIAL EXHIBITION

Description: The purchase at retail or use of motion picture films rented or licensed from a distributor for the purpose of commercial exhibition are exempt from taxation.

Purpose: This provision allows the entertainment services associated with these films to be delivered to the public at a reduced cost. Were these films not exempt, the additional cost would likely be passed through to the ultimate consumer.

(Dollar Amounts in Millions)

<i>Estimates:</i>	<u>2018-19</u>	<u>2019-20</u>	<u>2020-21</u>	<u>2021-22</u>	<u>2022-23</u>	<u>2023-24</u>	<u>2024-25</u>
	\$ 27.7	\$ 29.4	\$ 31.3	\$ 33.2	\$ 35.1	\$ 37.3	\$ 39.7

Beneficiaries: Approximately 180 motion picture and video exhibition companies, 70 television broadcasting stations, and 15 cable and subscription programming companies benefit from this expenditure.

COPIES OF AN OFFICIAL DOCUMENT

Description: The sale at retail or use of copies of an official document sold by a government agency or court are exempt from taxation. Included in copies of official documents are any copies in tangible form, including compact discs, microfilm, and similar forms of electronic media. Examples of such documents include notes of court testimony, deposition transcripts, driving records, accident reports, birth and death certificates, deeds, divorce decrees, and other similar documents.

Purpose: This provision eases reporting and administrative burdens on state, county, and local governments, including courts and political subdivisions.

(Dollar Amounts in Millions)

<i>Estimates:</i>	<u>2018-19</u>	<u>2019-20</u>	<u>2020-21</u>	<u>2021-22</u>	<u>2022-23</u>	<u>2023-24</u>	<u>2024-25</u>
	\$ 1.2	\$ 1.2	\$ 1.2	\$ 1.2	\$ 1.2	\$ 1.2	\$ 1.2

Beneficiaries: An unknown number of individuals and businesses benefit from this tax expenditure.

INVESTMENT METAL BULLION AND INVESTMENT COINS

Description: The purchase or use of investment metal bullion and investment coins are exempt from taxation. This exemption includes the purchase or use of precious metals, where the value of the metal is primarily a function of the metal content, or a coin, where the market value exceeds the face value. This exemption does not include jewelry, works of art made from coins, or medallions.

Purpose: These purchases are generally for investment purposes only and, as such, are exempt from tax.

<i>Estimates:</i>	<u>2018-19</u>	<u>2019-20</u>	<u>2020-21</u>	<u>2021-22</u>	<u>2022-23</u>	<u>2023-24</u>	<u>2024-25</u>
	\$ 8.7	\$ 8.9	\$ 9.2	\$ 9.5	\$ 9.8	\$ 10.0	\$ 10.3

Beneficiaries: An unknown number of individuals and businesses engaged in the purchase and sale of investment bullion and coins benefit from this tax expenditure.

CATALOGS AND DIRECT MAIL ADVERTISING

Description: The purchase or use of a mail order catalog or direct mail advertising literature and materials is exempt from taxation. Effective July 1, 1998, this exemption was extended to the purchase or use of electoral literature or material and certain mailing lists.

Purpose: The purchase of these items may be perceived as incidental to the advertising service being provided.

(Dollar Amounts in Millions)

<i>Estimates:</i>	<u>2018-19</u>	<u>2019-20</u>	<u>2020-21</u>	<u>2021-22</u>	<u>2022-23</u>	<u>2023-24</u>	<u>2024-25</u>
	\$ 4.0	\$ 4.1	\$ 4.3	\$ 4.5	\$ 4.7	\$ 4.9	\$ 5.1

Beneficiaries: The number of taxpayers benefiting from this expenditure is unknown.

WRAPPING AND PACKING SUPPLIES

Description: The purchase or use of wrapping paper, twine, bags, cartons, tape, rope, labels, nonreturnable containers, corrugated boxes used by a person engaged in the manufacture of snack food products, and all other wrapping supplies which are incidental to the delivery of personal property is exempt from taxation. This exclusion applies to retailers only. A separately stated charge for wrapping or packaging is taxable. Act 43 of 2017 expanded this definition to include kegs used to contain malt or brewed beverages.

Purpose: Exemption of these items prevents double taxation since the cost of wrapping supplies, as a final input of the product, is included in the price charged by the retailer.

(Dollar Amounts in Millions)

<i>Estimates:</i>	<u>2018-19</u>	<u>2019-20</u>	<u>2020-21</u>	<u>2021-22</u>	<u>2022-23</u>	<u>2023-24</u>	<u>2024-25</u>
	NA	NA	NA	NA	NA	NA	NA

Beneficiaries: Approximately 59,000 retail and wholesale establishments benefit from this tax expenditure.

CONVENTION CENTER RENTALS

Description: Act 84 of 2016 added an additional exclusion to the sales and use tax for the sale at retail or use of services related to the set up, tear down, or maintenance of tangible personal property rented by an authority to exhibitors at certain convention centers or public auditoriums.

Purpose: This exemption could promote the use of certain convention centers or public auditoriums in Pennsylvania.

(Dollar Amounts in Millions)

<i>Estimates:</i>	<u>2018-19</u>	<u>2019-20</u>	<u>2020-21</u>	<u>2021-22</u>	<u>2022-23</u>	<u>2023-24</u>	<u>2024-25</u>
	\$ 0.1	\$ 0.1	\$ 0.1	\$ 0.1	\$ 0.1	\$ 0.1	\$ 0.1

Beneficiaries: A minimal number of taxpayers will benefit from this tax expenditure.

FOOD AND BEVERAGES PURCHASED FROM VOLUNTEER FIREMEN'S ORGANIZATIONS

Description: The sale at retail or use of food and beverages by a volunteer firemen's organization to raise funds for the purposes of the volunteer firemen's association are exempt from taxation.

Purpose: The exemption allows volunteer entities that contribute to public safety to raise funds for their mission at a reduced cost.

(Dollar Amounts in Millions)

<i>Estimates:</i>	<u>2018-19</u>	<u>2019-20</u>	<u>2020-21</u>	<u>2021-22</u>	<u>2022-23</u>	<u>2023-24</u>	<u>2024-25</u>
	NA	NA	NA	NA	NA	NA	NA

Beneficiaries: The number of taxpayers benefiting from this expenditure is unknown.

BUILDING MATERIALS AND SUPPLIES FOR ANIMAL HOUSING

Description: The sale at retail of building materials and supplies used for the construction or repair of an animal housing facility are exempt from taxation. The building materials and supplies are exempt regardless of whether the sales are made to the purchaser directly or are pursuant to a construction contract.

Purpose: The exemption provides a benefit to those who need to provide housing for animals, primarily those engaged in agriculture.

(Dollar Amounts in Millions)

<i>Estimates:</i>	<u>2018-19</u>	<u>2019-20</u>	<u>2020-21</u>	<u>2021-22</u>	<u>2022-23</u>	<u>2023-24</u>	<u>2024-25</u>
	NA	NA	NA	NA	NA	NA	NA

Beneficiaries: The number of taxpayers benefiting from this expenditure is unknown.

CANNED SOFTWARE PURCHASED BY FINANCIAL INSTITUTIONS _____

Description: Act 90 of 2019 provides that the sale at retail or use by a financial institution of canned computer software directly utilized in the business of banking is not subject to tax. For purposes of this provision, a financial institution is defined as an institution doing business in the commonwealth that is subject to bank and trust company shares or mutual thrift institutions taxes.

Purpose: This exemption provides tax relief for financial institutions.

(Dollar Amounts in Millions)

<i>Estimates:</i>	<u>2018-19</u>	<u>2019-20</u>	<u>2020-21</u>	<u>2021-22</u>	<u>2022-23</u>	<u>2023-24</u>	<u>2024-25</u>
	\$ --	\$ 2.2	\$ 4.4	\$ 4.5	\$ 4.6	\$ 4.7	\$ 4.8

Beneficiaries: Any financial institution subject to bank and trust company shares or mutual thrift institutions taxes may benefit from this expenditure.

General Fund Tax Expenditures

SERVICES

Description: Expenditures for services are not taxable under the sales and use tax except when specifically taxed by law.

Purpose: Because the primary basis for the sales and use tax is tangible personal property, the majority of services are not taxed unless they are related to taxable property. Legislation adopted in 1991 imposed the tax on charges for selected business services. Act 7 of 1997 removed computer services from the list of taxable services.

(Dollar Amounts in Millions)

<i>Estimates:</i>	<u>2018-19</u>	<u>2019-20</u>	<u>2020-21</u>	<u>2021-22</u>	<u>2022-23</u>	<u>2023-24</u>	<u>2024-25</u>
LODGING							
Recreational parks, camps & campgrounds	\$ 15.4	\$ 15.9	\$ 16.4	\$ 16.9	\$ 17.4	\$ 17.9	\$ 18.4
PERSONAL SERVICES							
Dry-cleaning & laundry services	\$ 38.2	\$ 39.9	\$ 41.8	\$ 43.5	\$ 45.3	\$ 47.1	\$ 48.9
Personal care services	226.5	237.2	249.1	260.4	271.6	283.1	294.5
Funeral parlors, crematories & death care services....	64.6	67.7	71.1	74.3	77.5	80.8	84.0
Other: personal services	62.0	65.0	68.3	71.4	74.5	77.7	80.8
BUSINESS SERVICES							
Services to buildings and dwellings	\$ 359.8	\$ 374.5	\$ 389.9	\$ 405.6	\$ 421.2	\$ 436.9	\$ 453.3
Advertising, public relations, & related services	1,077.7	1,124.4	1,175.6	1,227.1	1,277.3	1,328.6	1,382.4
Consulting (scientific, environmental, & technical)	484.5	508.1	533.4	557.9	581.7	605.2	629.8
Scientific research & development services	123.5	128.3	133.8	139.1	144.0	149.1	154.4
Information services	148.3	156.0	163.2	170.1	176.5	183.2	190.2
Administrative services	762.6	797.2	834.1	870.8	906.2	941.8	979.1
COMPUTER SERVICES							
Custom programming, design & data processing	\$ 722.7	\$ 754.5	\$ 790.7	\$ 826.3	\$ 859.9	\$ 893.7	\$ 929.8
AUTOMOTIVE SERVICES							
Parking lots & garages	\$ 78.7	\$ 82.5	\$ 86.6	\$ 90.6	\$ 94.4	\$ 98.5	\$ 102.4
RECREATION SERVICES							
Spectator sports admissions (excludes schools)	\$ 73.4	\$ 76.6	\$ 80.2	\$ 84.0	\$ 87.7	\$ 91.4	\$ 95.2
Theater, dance, music & performing arts admissions ..	76.6	80.1	83.8	87.7	91.5	95.3	99.1
Amusement & recreation industries	506.2	528.9	553.5	579.9	605.7	631.1	657.3
Museums, historical sites, zoos & parks	31.1	32.5	34.0	35.6	37.2	38.7	40.3
HEALTH SERVICES							
Home health care, nursing care, & other ambulatory health care services	\$ 527.3	\$ 548.2	\$ 577.0	\$ 608.1	\$ 639.4	\$ 672.0	\$ 704.9
Hospitals	1,479.9	1,538.3	1,619.2	1,706.4	1,794.4	1,885.8	1,978.0
Physician & dental services	1,483.0	1,541.6	1,622.6	1,710.0	1,798.2	1,889.8	1,982.2
Social assistance including day care	194.4	203.2	214.1	225.5	236.9	249.0	261.0
PROFESSIONAL SERVICES							
Legal	\$ 750.1	\$ 783.9	\$ 821.4	\$ 858.0	\$ 893.9	\$ 930.4	\$ 968.1
Architectural, engineering, & related services	453.4	472.3	494.0	515.0	535.4	556.5	579.9
Accounting, auditing and bookkeeping services	398.8	416.6	436.0	455.2	474.0	492.8	512.7
Specialized design	90.5	94.6	99.2	103.7	108.1	112.4	117.1
All other professional and technical services	210.5	220.1	244.1	268.1	278.9	290.0	301.7
TRANSPORTATION SERVICES							
Transit & ground transportation	\$ 41.4	\$ 42.9	\$ 44.3	\$ 45.8	\$ 47.2	\$ 48.4	\$ 49.7
Air transportation	6.1	6.4	6.6	6.8	6.9	7.1	7.3
Truck transportation	15.1	15.6	16.0	16.5	17.0	17.4	17.9
Other transportation	19.5	20.2	20.9	21.6	22.3	22.9	23.6
MISCELLANEOUS SERVICES							
Basic television	\$ 193.9	\$ 197.0	\$ 202.1	\$ 207.5	\$ 212.6	\$ 217.5	\$ 222.0
Tuition (college, vocational training & instruction)	1,007.5	1,054.9	1,107.1	1,157.4	1,206.9	1,257.7	1,308.1
Electrical, plumbing, heating & AC service fees	NA	NA	NA	NA	NA	NA	NA
Veterinary fees	84.3	88.2	92.6	96.8	100.9	105.2	109.4
Financial institution fees	109.8	114.8	119.4	124.5	130.2	136.1	142.5
Waste management and remediation services	193.2	201.1	209.6	218.1	226.6	235.1	244.0

Beneficiaries: Virtually all 5.2 million households and all 283,000 business establishments benefit from one or more of these service tax expenditures.

CIGARETTE TAX

Authorization: Article XII of the Tax Reform Code of 1971 (P.L. 6, No. 2), as amended.

The cigarette tax is an excise tax, based on a rate of 13 cents per cigarette, levied on the sale or possession of cigarettes in Pennsylvania. Between November 2009 and July 2016, the rate was 8 cents per cigarette. Effective November 1, 2009, the cigarette tax was also imposed on little cigars weighing no more than four pounds per thousand sticks. Only one sale of cigarettes, whether individual cigarettes, packages, cartons, or cases, is taxable. Fixed annual amounts of \$30.73 million and \$20.485 million of cigarette tax receipts are transferred to the Children's Health Insurance Program (CHIP) and the Agricultural Conservation Easement Purchase (ACEP) Fund, respectively. Act 84 of 2016 increased the transfer to the ACEP fund to \$25.485 million beginning in fiscal year 2016-17. In addition, Act 84 of 2016 created a transfer from the General Fund to the Local Cigarette Tax Fund. The transfer will occur if prior year deposits into the Local Cigarette Tax Fund fall below \$58 million. In this case the General Fund will transfer the difference between \$58 million and actual deposits to the Local Cigarette Tax Fund. This transfer is effective for fiscal years 2016-17, with the first transfer occurring in 2017-18. The analyses below reflect only the General Fund portion of the tax expenditures.

Administrative Costs: Costs to administer the cigarette tax expenditures are nominal.

STATE VETERANS' HOMES

Description: Sales to retail dealers located in state veterans' homes, for resale to residents in such homes, are exempt. Federal veterans' hospitals are exempt under federal law.

Purpose: It is perceived to be good public policy to reduce taxes for veterans who have served their country and are now residing in a veterans' home or hospital.

(Dollar Amounts in Millions)

<i>Estimates:</i>	<u>2018-19</u>	<u>2019-20</u>	<u>2020-21</u>	<u>2021-22</u>	<u>2022-23</u>	<u>2023-24</u>	<u>2024-25</u>
	Nominal	Nominal	Nominal	Nominal	Nominal	Nominal	Nominal

Beneficiaries: Residents in six state veterans' homes benefit from this tax expenditure.

UNSTAMPED CIGARETTES (200 AND UNDER)

Description: Vacationers or tourists crossing state lines with one carton or less of unstamped cigarettes are not required to pay tax on those cigarettes. The carton (200 cigarettes) cannot be resold and must be for personal use only.

Purpose: Persons crossing state lines with one carton or less of cigarettes are presumed to possess such cigarettes for personal use rather than intentionally avoiding payment of the cigarette tax. This expenditure helps to relieve administration and enforcement burdens as well as promote tourism.

(Dollar Amounts in Millions)

<i>Estimates:</i>	<u>2018-19</u>	<u>2019-20</u>	<u>2020-21</u>	<u>2021-22</u>	<u>2022-23</u>	<u>2023-24</u>	<u>2024-25</u>
	NA	NA	NA	NA	NA	NA	NA

Beneficiaries: The number of taxpayers benefiting from this expenditure is unknown.

COMMISSIONS ON SALES OF STAMPS

Description: Cigarette stamping agents are permitted a commission of 0.586 percent of the value of all cigarette tax stamps purchased from the Department of Revenue or its authorized agents to be affixed to cigarettes for sale within the commonwealth. Prior to August 1, 2016, the commission was equal to 0.87 percent. The commission does not apply to purchases of stamps by a cigarette-stamping agent in amounts of less than one hundred dollars (\$100).

Purpose: This commission is paid to the cigarette-stamping agent as compensation for services and expenses incurred while acting as an agent of the commonwealth in affixing tax stamps.

(Dollar Amounts in Millions)

<i>Estimates:</i>	<u>2018-19</u>	<u>2019-20</u>	<u>2020-21</u>	<u>2021-22</u>	<u>2022-23</u>	<u>2023-24</u>	<u>2024-25</u>
	\$ 7.0	\$ 6.5	\$ 6.1	\$ 5.6	\$ 5.2	\$ 4.9	\$ 4.5

Beneficiaries: Approximately 90 cigarette stamping agents may benefit from this tax expenditure.

TOBACCO PRODUCTS TAX

Authorization: Article XII-A of the Tax Reform Code of 1971 (P.L. 6, No. 2), as amended.

The other tobacco products tax is an excise tax levied on the sale or possession of tobacco products in Pennsylvania. The tax is based on weight for tobacco products other than electronic cigarettes and is based on the purchase price charged to the retailer in the case of electronic cigarettes. The tax rate for tobacco products other than electronic cigarettes is \$0.55 per ounce. For items sold in units that weigh less than 1.2 ounces, the tax is equal to the tax on an item that weighs 1.2 ounces. Tobacco products subject to this tax include roll-your-own tobacco, periques, granulated, plug cut, crimp cut, ready rubbed and other smoking tobacco, snuff, dry snuff, snuff flour, Cavendish, plug and twist tobacco, fine-cut and other chewing tobaccos, shorts, refuse scraps, clippings, cuttings and sweepings of tobacco and other kinds and forms of tobacco, prepared in such manner as to be suitable for chewing or ingesting or for smoking in a pipe or otherwise, or any combination of chewing, ingesting or smoking. The term does not include any item subject to the Cigarette Tax or cigars. The tax rate for electronic cigarettes is 40% of the purchase price charged to the retailer. Items subject to this tax include electronic oral devices that provide a vapor of nicotine or any other substance and the use of inhalation of which simulates smoking. It also includes any liquid or substance placed in or sold for use in an electronic cigarette. Components, such as but not limited to coils, batteries, and reservoirs, if sold separately, are not subject to the tax.

The tobacco products tax contains no tax expenditures as defined for this tax expenditure analysis.

MALT BEVERAGE TAX

Authorization: Article XX of the Tax Reform Code of 1971 (P.L. 6, No. 2), as amended.

The malt beverage tax is levied on malt and brewed beverages manufactured, sold, and used in Pennsylvania or manufactured outside of Pennsylvania but sold for importation and use in Pennsylvania. The tax is borne by the consumer, but manufacturers, distributors, and importers remit the tax to the commonwealth.

The malt beverage tax contains no tax expenditures as defined for this tax expenditure analysis.

LIQUOR TAX

Authorization: The Liquor Code, Act of June 29, 1987 (P.L. 32, No. 14) and the Emergency Liquor Sales Tax Act, Act of June 9, 1936 (Special Session, P.L. 13).

The liquor tax is imposed on all liquor sold by the Pennsylvania Liquor Control Board. The tax is assessed, since 1968, at the rate of 18 percent of the net price paid by the consumer.

The liquor tax contains no tax expenditures as defined for this tax expenditure analysis.

PERSONAL INCOME TAX

Authorization: Article III of the Tax Reform Code of 1971 (P.L. 6 No. 2), as amended.

The personal income tax is levied against the taxable income of resident and nonresident individuals, estates and trusts, partnerships, S corporations, business trusts, and limited liability companies that are not taxed as corporations for federal purposes. Pennsylvania taxes eight classes of income: (1) compensation; (2) net profits from the operation of a business, profession, or farm; (3) net gains on income less net losses from dispositions of property; (4) net gains on income from rents, royalties, patents, and copyrights; (5) dividends; (6) interest; (7) gambling and lottery winnings; and (8) net gains on income derived through estates or trusts.

Administrative Costs: Costs to administer the various tax expenditures associated with the personal income tax cannot be separately identified. Additionally, administrative costs for inheritance tax are included in these estimates. The existence of tax expenditures may result in taxpayer uncertainties, which create an administrative burden on the department relative to additional compliance audits, letter rulings, pronouncements, and bulletins.

(Dollar Amounts in Millions)

<i>Estimates:</i>	<u>2018-19</u>	<u>2019-20</u>	<u>2020-21</u>	<u>2021-22</u>	<u>2022-23</u>	<u>2023-24</u>	<u>2024-25</u>
	\$ 2.4	\$ 2.5	\$ 2.6	\$ 2.6	\$ 2.7	\$ 2.8	\$ 2.9

EXCLUSIONS FROM INCOME

RETIREMENT INCOME

Description: Payments commonly recognized as old age or retirement benefits paid to persons retired from service after reaching a specific age or after a stated period of service are exempt from taxation.

Purpose: The exemption limits the impact of the tax on retired persons. It also prevents taxation of previously taxed employee contributions to retirement plans.

(Dollar Amounts in Millions)

<i>Estimates:</i>	<u>2018-19</u>	<u>2019-20</u>	<u>2020-21</u>	<u>2021-22</u>	<u>2022-23</u>	<u>2023-24</u>	<u>2024-25</u>
	\$3,168.6	\$3,319.1	\$3,477.3	\$3,643.3	\$3,817.5	\$4,000.1	\$4,191.5

Beneficiaries: As many as 3.2 million retired residents and their survivors benefit from this tax expenditure.

RETIREMENT CONTRIBUTIONS BY EMPLOYERS

Description: Payments made by employers for programs covering employee retirement and employer social security contributions are exempt from taxation.

Purpose: This provision lessens the burden of the tax on Pennsylvania wage earners and maintains fairness since the employee often does not have the right to possess the funds in the retirement plan except upon retirement or separation from the company after a set number of years of service.

(Dollar Amounts in Millions)

<i>Estimates:</i>	<u>2018-19</u>	<u>2019-20</u>	<u>2020-21</u>	<u>2021-22</u>	<u>2022-23</u>	<u>2023-24</u>	<u>2024-25</u>
	\$ 869.7	\$ 884.0	\$ 898.5	\$ 913.3	\$ 928.3	\$ 943.6	\$ 959.1

Beneficiaries: As many as 6.0 million employees benefit from this tax expenditure.

NONQUALIFIED DEFERRED COMPENSATION

Description: Following the federal constructive receipt rule, Act 40 of 2005 stipulated that deferrals to nonqualified deferred compensation plans are not includible in compensation. This change applies to taxable years beginning after December 31, 2002.

Purpose: With certain significant exceptions, Pennsylvania's constructive receipt rules were generally made consistent with the federal constructive receipt rules used to determine when compensation is received by a cash basis taxpayer.

(Dollar Amounts in Millions)

<i>Estimates:</i>	<u>2018-19</u>	<u>2019-20</u>	<u>2020-21</u>	<u>2021-22</u>	<u>2022-23</u>	<u>2023-24</u>	<u>2024-25</u>
	\$ 42.5	\$ 44.8	\$ 47.1	\$ 49.5	\$ 52.1	\$ 54.8	\$ 57.7

Beneficiaries: Approximately 67,500 employees benefit from this tax expenditure.

HEALTH SAVINGS ACCOUNTS/ARCHER MEDICAL SAVINGS ACCOUNTS (ARCHER MSAs)

Description: Act 67 of 2006 provided a personal income tax exemption for contributions made to Health Savings Accounts and Archer Medical Accounts, consistent with the federal treatment of such accounts. Distributions that are not used for qualified medical expenses are taxable as interest income. These changes apply to tax years beginning after December 31, 2005.

Purpose: This provision reduces the cost and could improve the quality and availability of health care to Pennsylvanians.

(Dollar Amounts in Millions)

<i>Estimates:</i>	<u>2018-19</u>	<u>2019-20</u>	<u>2020-21</u>	<u>2021-22</u>	<u>2022-23</u>	<u>2023-24</u>	<u>2024-25</u>
	\$ 31.7	\$ 33.3	\$ 34.6	\$ 35.5	\$ 36.5	\$ 37.4	\$ 38.4

Beneficiaries: Individuals filing approximately 379,000 returns benefit from this tax expenditure. This number is expected to rise over time.

General Fund Tax Expenditures

EMPLOYEE BENEFIT PROGRAM EMPLOYER CONTRIBUTIONS

Description: Payments made by employers or labor unions for programs covering hospitalization, sickness, disability or death, supplemental unemployment benefits, group life insurance, and strike benefits are exempt from taxation. Effective January 1, 1998, this expenditure also includes personal use of employer provided property and services.

Purpose: This provision lessens the burden of the tax upon Pennsylvania wage earners, along with maintaining fairness, since these payments are not usually based on actual use by each wage earner.

(Dollar Amounts in Millions)

<i>Estimates:</i>	<u>2018-19</u>	<u>2019-20</u>	<u>2020-21</u>	<u>2021-22</u>	<u>2022-23</u>	<u>2023-24</u>	<u>2024-25</u>
	\$ 945.7	\$ 992.1	\$1,028.7	\$1,058.8	\$1,086.9	\$1,113.7	\$1,146.0

Beneficiaries: As many as 6.5 million employees benefit from this tax expenditure.

CAFETERIA PLANS

Description: Payments made by employers, on behalf of employees, into a qualifying cafeteria plan are exempt from taxation if the program does not discriminate in favor of highly compensated individuals. This exemption parallels the limited exemption treatment of employee benefit programs covering hospitalization, sickness, disability or death, supplemental unemployment benefits, or strike benefits. Effective January 1, 1998, this expenditure also includes payments made on behalf of employees for personal use of employer provided property and services.

Purpose: This provision lessens the burden of the tax upon Pennsylvania wage earners, along with maintaining fairness, since these payments are not usually based on actual use by each wage earner.

(Dollar Amounts in Millions)

<i>Estimates:</i>	<u>2018-19</u>	<u>2019-20</u>	<u>2020-21</u>	<u>2021-22</u>	<u>2022-23</u>	<u>2023-24</u>	<u>2024-25</u>
	\$ 100.3	\$ 104.6	\$ 108.5	\$ 112.7	\$ 117.0	\$ 121.5	\$ 126.5

Beneficiaries: The number of taxpayers benefiting from this expenditure is unknown.

LIFE INSURANCE PROCEEDS

Description: Amounts paid to beneficiaries or the estate of a decedent due to the death of the decedent are exempt from tax.

Purpose: Life insurance proceeds are not considered compensation for services rendered. Also, premiums are often paid with after-tax dollars.

(Dollar Amounts in Millions)

<i>Estimates:</i>	<u>2018-19</u>	<u>2019-20</u>	<u>2020-21</u>	<u>2021-22</u>	<u>2022-23</u>	<u>2023-24</u>	<u>2024-25</u>
	\$ 149.6	\$ 153.9	\$ 158.4	\$ 162.9	\$ 167.6	\$ 172.5	\$ 177.5

Beneficiaries: The death payment beneficiaries of approximately 212,500 life insurance policies benefit from this tax expenditure.

SICKNESS OR DISABILITY PROCEEDS

Description: Payments, other than regular wages or salary, received for periods of sickness or disability are excluded from compensation.

Purpose: These payments are excluded because they do not take the place of an employee's regular wages or salary. However, sick pay in the form of regular wages or salary is taxable.

(Dollar Amounts in Millions)

<i>Estimates:</i>	<u>2018-19</u>	<u>2019-20</u>	<u>2020-21</u>	<u>2021-22</u>	<u>2022-23</u>	<u>2023-24</u>	<u>2024-25</u>
	NA	NA	NA	NA	NA	NA	NA

Beneficiaries: The number of taxpayers benefiting from this expenditure is unknown.

UNEMPLOYMENT AND SUPPLEMENTAL UNEMPLOYMENT COMPENSATION

Description: Amounts received as unemployment compensation or supplemental unemployment compensation are excluded from taxable income.

Purpose: This exemption assists unemployed persons in providing the basic necessities of life.

(Dollar Amounts in Millions)

<i>Estimates:</i>	<u>2018-19</u>	<u>2019-20</u>	<u>2020-21</u>	<u>2021-22</u>	<u>2022-23</u>	<u>2023-24</u>	<u>2024-25</u>
	\$ 52.8	\$ 51.5	\$ 51.8	\$ 52.7	\$ 53.0	\$ 53.3	\$ 53.6

Beneficiaries: Approximately 396,200 people benefit from this tax expenditure.

WORKERS' COMPENSATION

Description: Disability, retirement, or other payments arising under workmen's compensation acts, occupational disease acts, and similar legislation are exempt from taxation.

Purpose: These benefits are not related to services rendered and are intended to provide income or subsistence during periods of disability when the taxpayer was injured on the job and also to pay workers' medical bills for injuries sustained on the job. These benefits more closely resemble insurance payments, which are not taxable.

(Dollar Amounts in Millions)

<i>Estimates:</i>	<u>2018-19</u>	<u>2019-20</u>	<u>2020-21</u>	<u>2021-22</u>	<u>2022-23</u>	<u>2023-24</u>	<u>2024-25</u>
	\$ 85.5	\$ 85.5	\$ 85.5	\$ 85.4	\$ 85.4	\$ 85.3	\$ 85.3

Beneficiaries: As many as 173,300 residents benefit from this tax expenditure.

STRIKE BENEFITS

Description: Amounts designated as strike benefits are exempt from tax.

Purpose: These benefits are not considered compensation for services rendered and are thus excluded from tax.

(Dollar Amounts in Millions)

<i>Estimates:</i>	<u>2018-19</u>	<u>2019-20</u>	<u>2020-21</u>	<u>2021-22</u>	<u>2022-23</u>	<u>2023-24</u>	<u>2024-25</u>
	NA	NA	NA	NA	NA	NA	NA

Beneficiaries: The number of taxpayers benefiting from this expenditure is unknown.

PUBLIC ASSISTANCE

Description: Public assistance payments from governmental entities are excluded from taxable income.

Purpose: This provision limits the impact of the tax on the poor and increases the effectiveness of state payments under this program.

(Dollar Amounts in Millions)

<i>Estimates:</i>	<u>2018-19</u>	<u>2019-20</u>	<u>2020-21</u>	<u>2021-22</u>	<u>2022-23</u>	<u>2023-24</u>	<u>2024-25</u>
	\$ 5.2	\$ 6.4	\$ 6.4	\$ 6.4	\$ 6.4	\$ 6.4	\$ 6.4

Beneficiaries: Approximately 101,400 people benefit from this tax expenditure.

SALE OF A PRINCIPAL RESIDENCE

Description: Beginning January 1, 1998, the gain from a sale of principal residence is excludable from income. Prior to January 1, 1998, this expenditure was a once in a lifetime exclusion of up to \$100,000 for those 55 and over.

Purpose: A principal residence is typically sold to meet the changing needs of the taxpayer and not in an effort to recognize a capital gain.

(Dollar Amounts in Millions)

<i>Estimates:</i>	<u>2018-19</u>	<u>2019-20</u>	<u>2020-21</u>	<u>2021-22</u>	<u>2022-23</u>	<u>2023-24</u>	<u>2024-25</u>
	\$ 129.4	\$ 133.1	\$ 144.8	\$ 151.8	\$ 157.4	\$ 160.1	\$ 164.1

Beneficiaries: The owners of approximately 245,800 principal residences that are sold each year in Pennsylvania benefit from this tax expenditure.

COMPENSATION FOR MILITARY SERVICE

Description: Compensation for military service by a Pennsylvania resident in a combat zone is excludable from tax. Income received for military service outside the commonwealth (whether or not it is in a combat zone) while on active duty as a member of the armed forces is excludable from compensation. Income received for active state duty for an emergency within or outside Pennsylvania is excludable from compensation.

Purpose: This provision reduces tax on members of the armed forces while on active duty in service of the country.

(Dollar Amounts in Millions)

<i>Estimates:</i>	<u>2018-19</u>	<u>2019-20</u>	<u>2020-21</u>	<u>2021-22</u>	<u>2022-23</u>	<u>2023-24</u>	<u>2024-25</u>
	\$ 121.8	\$ 127.0	\$ 132.0	\$ 137.2	\$ 142.6	\$ 148.3	\$ 154.8

Beneficiaries: Approximately 51,000 residents benefit from this tax expenditure.

SCHOLARSHIPS, GRANTS, FELLOWSHIPS, AND STIPENDS

Description: Scholarships, grants, fellowships, and stipends awarded on the basis of need or academic achievement for the purpose of encouraging or allowing the recipient to further their educational development are not taxable. Fellowships and stipends are taxable if they are awarded as compensation for past, present, or future services.

Purpose: Awards made on the basis of detached generosity are considered to be gifts and are not taxable as income.

(Dollar Amounts in Millions)

<i>Estimates:</i>	<u>2018-19</u>	<u>2019-20</u>	<u>2020-21</u>	<u>2021-22</u>	<u>2022-23</u>	<u>2023-24</u>	<u>2024-25</u>
	\$ 144.4	\$ 146.3	\$ 148.3	\$ 150.2	\$ 152.2	\$ 154.3	\$ 156.3

Beneficiaries: The recipients of approximately 219,100 state and federal grants and scholarships, and an unknown number of private scholarships, grants, fellowships, and stipends benefit from this tax expenditure.

REIMBURSEMENTS FOR ACTUAL EXPENSES

Description: Payments by an employer to an employee to reimburse actual expenses incurred by the employee in the conduct of the employer's business are excludable from compensation.

Purpose: This provision ensures that employees incurring business expenses, for which they are later reimbursed in the actual amount of the expenses, are not taxed on the reimbursements. Such expenses and reimbursements are treated as if the employer had made the expenditure directly.

(Dollar Amounts in Millions)

<i>Estimates:</i>	<u>2018-19</u>	<u>2019-20</u>	<u>2020-21</u>	<u>2021-22</u>	<u>2022-23</u>	<u>2023-24</u>	<u>2024-25</u>
	\$ 2.6	\$ 2.6	\$ 2.5	\$ 2.5	\$ 2.4	\$ 2.4	\$ 2.3

Beneficiaries: Approximately 24,800 taxpayers benefit from this tax expenditure.

General Fund Tax Expenditures

UNREIMBURSED EXPENSES

Description: Unreimbursed expenditures made by employees are excludable from compensation if they are necessary to enable the taxpayer to properly perform the duties of employment, reasonable in amount, directly related to the taxpayer's occupation, and customary in the taxpayer's occupation.

Purpose: This provision enhances the fairness of the tax for those employees who incur expenses for the benefit of the employer, in order to properly perform a job, or to retain a rate of compensation.

(Dollar Amounts in Millions)

<i>Estimates:</i>	<u>2018-19</u>	<u>2019-20</u>	<u>2020-21</u>	<u>2021-22</u>	<u>2022-23</u>	<u>2023-24</u>	<u>2024-25</u>
	\$ 52.3	\$ 51.1	\$ 50.4	\$ 49.9	\$ 49.5	\$ 49.3	\$ 49.1

Beneficiaries: Individuals filing approximately 880,000 returns benefit from this tax expenditure.

BUSINESS INCOME DEDUCTIONS

Description: Ordinary and reasonable expenses necessary to operate a business or profession may be deducted from the gross receipts of that business or profession. This expenditure does not measure the cost of sales and operations or wages and salaries deductions.

Purpose: Businesses and professions are taxed on "net" profits; therefore, expenses necessary to produce the income may be deducted before tax is computed.

(Dollar Amounts in Millions)

<i>Estimates:</i>	<i>Depreciation:</i>						
	<u>2018-19</u>	<u>2019-20</u>	<u>2020-21</u>	<u>2021-22</u>	<u>2022-23</u>	<u>2023-24</u>	<u>2024-25</u>
	\$ 108.6	\$ 110.8	\$ 111.8	\$ 111.7	\$ 108.9	\$ 108.9	\$ 111.0

	<i>Other:</i>						
	<u>2018-19</u>	<u>2019-20</u>	<u>2020-21</u>	<u>2021-22</u>	<u>2022-23</u>	<u>2023-24</u>	<u>2024-25</u>
	\$1,828.9	\$1,867.2	\$1,883.0	\$1,882.4	\$1,834.2	\$1,835.3	\$1,869.5

Beneficiaries: Approximately 1.0 million businesses and professions benefit from this tax expenditure.

FOSTER CARE

Description: Payments received by foster parents are explicitly excluded from the definition of compensation.

Purpose: This exemption provides a benefit to families providing foster care.

(Dollar Amounts in Millions)

<i>Estimates:</i>	<u>2018-19</u>	<u>2019-20</u>	<u>2020-21</u>	<u>2021-22</u>	<u>2022-23</u>	<u>2023-24</u>	<u>2024-25</u>
	\$ 1.7	\$ 1.8	\$ 1.9	\$ 2.0	\$ 2.0	\$ 2.1	\$ 2.2

Beneficiaries: The foster parents of approximately 19,700 children benefit from this tax expenditure.

QUALIFIED TUITION PROGRAMS

Description: Act 67 of 2006 provided a personal income tax deduction for qualified tuition program contributions. Rollovers, undistributed earnings, and distributions used for qualified higher education expenses are not taxable. This applies to taxable years beginning after December 31, 2005. Federal tax law changes enacted in 2017 permit the withdrawal of up to \$10,000 per year for qualified private primary or secondary education expenses, first effective for tax year 2018.

Purpose: These provisions lessen the burden of tax on families saving for post-secondary, private primary, or private secondary education.

(Dollar Amounts in Millions)

<i>Estimates:</i>	<u>2018-19</u>	<u>2019-20</u>	<u>2020-21</u>	<u>2021-22</u>	<u>2022-23</u>	<u>2023-24</u>	<u>2024-25</u>
	\$ 43.0	\$ 45.3	\$ 47.7	\$ 50.2	\$ 52.9	\$ 55.8	\$ 58.8

Beneficiaries: At least 144,000 taxpayers benefit from this tax expenditure.

EXEMPTION FOR ELECTION OFFICIALS

Description: Compensation and other payments received by county election officials are exempt from taxation.

Purpose: This exemption provides an incentive to serve as a county election official.

(Dollar Amounts in Millions)

<i>Estimates:</i>	<u>2018-19</u>	<u>2019-20</u>	<u>2020-21</u>	<u>2021-22</u>	<u>2022-23</u>	<u>2023-24</u>	<u>2024-25</u>
	\$ 1.0	\$ 1.0	\$ 1.0	\$ 1.0	\$ 1.0	\$ 1.1	\$ 1.1

Beneficiaries: As many as 100,800 election officials benefit from this tax expenditure.

PENNSYLVANIA LOTTERY NONCASH PRIZES

Description: Pennsylvania Lottery noncash prizes are exempt from personal income tax. Previously, all Pennsylvania Lottery prizes were exempt, until Act 84 of 2016 made cash prizes of the Pennsylvania Lottery subject to personal income tax, effective for tax years beginning on or after January 1, 2016.

Purpose: This provision provides an additional benefit to individuals winning noncash Pennsylvania Lottery prizes.

(Dollar Amounts in Millions)

<i>Estimates:</i>	<u>2018-19</u>	<u>2019-20</u>	<u>2020-21</u>	<u>2021-22</u>	<u>2022-23</u>	<u>2023-24</u>	<u>2024-25</u>
	\$ 1.5	\$ 1.3	\$ 1.2	\$ 0.8	\$ 0.7	\$ 0.5	\$ 0.4

Beneficiaries: The winners of approximately 300 noncash prizes benefit from this expenditure.

General Fund Tax Expenditures

STATE/LOCAL OBLIGATIONS

Description: State and local governments and authorities may issue bonds to raise funds in order to finance a variety of public projects, including infrastructure improvement or construction, and provide essential services. When a bond is issued, the issuer is obligated to repay the borrowed bond proceeds, at a specified rate of interest, by some future date. Interest paid on Pennsylvania government-issued municipal bonds is exempt from Pennsylvania state income taxes.

Purpose: Because of this tax exempt feature, investors will usually accept lower interest payments than on other types of borrowing, lowering the overall cost for the government bond issuer.

(Dollar Amounts in Millions)

<i>Estimates:</i>	<u>2018-19</u>	<u>2019-20</u>	<u>2020-21</u>	<u>2021-22</u>	<u>2022-23</u>	<u>2023-24</u>	<u>2024-25</u>
	\$ 91.6	\$ 83.8	\$ 86.8	\$ 96.7	\$ 102.0	\$ 104.6	\$ 106.0

Beneficiaries: Approximately 300,000 Pennsylvanians benefit from this expenditure.

START-UP BUSINESS DEDUCTION

Description: Beginning with tax year 2014, Pennsylvania aligned with federal rules allowing for a \$5,000 deduction from net income for business start-up costs for personal income tax purposes. Start-up costs include any amounts paid or incurred in connection with creating an active trade or business, or investigating the creation or acquisition of an active trade or business. They may include advertising, travel, surveys, consultant fees, and training.

Purpose: This deduction gives businesses the same opportunity they have at the federal level and will encourage small business development, attract entrepreneurs and encourage existing businesses to expand and create new jobs.

(Dollar Amounts in Millions)

<i>Estimates:</i>	<u>2018-19</u>	<u>2019-20</u>	<u>2020-21</u>	<u>2021-22</u>	<u>2022-23</u>	<u>2023-24</u>	<u>2024-25</u>
	\$ 0.6	\$ 0.6	\$ 0.6	\$ 0.7	\$ 0.7	\$ 0.7	\$ 0.7

Beneficiaries: Approximately 9,700 new businesses will benefit from this tax expenditure.

INTANGIBLE DRILLING COSTS

Description: Effective tax year 2014, a taxpayer may recover intangible drilling costs (IDCs), as defined by Section 263(c) of the Internal Revenue Code, by using either a ten-year amortization period, or elect to immediately expense up to one-third of the allowable costs and recover the remaining costs over a 10 year period beginning in the taxable year the costs are incurred.

Purpose: This expenditure allows entities to deduct a larger portion of costs immediately, instead of spreading those costs over the life of the well.

(Dollar Amounts in Millions)

<i>Estimates:</i>	<u>2018-19</u>	<u>2019-20</u>	<u>2020-21</u>	<u>2021-22</u>	<u>2022-23</u>	<u>2023-24</u>	<u>2024-25</u>
	\$ 0.1	\$ 0.1	\$ 0.1	\$ 0.1	\$ 0.1	\$ 0.1	\$ 0.1

Beneficiaries: Approximately 140 taxpayers benefit from this expenditure.

ACHIEVING A BETTER LIFE EXPERIENCE (ABLE) SAVINGS PROGRAMS

Description: Act 17 of 2016 established the Achieving a Better Life Experience (ABLE) Savings Program. The Act exempted contributions made to an account, any increase in the value of those contributions, the retention or transfer during life or as a result of death of any legal interest in an account, and payment of qualified disability expenses of eligible individuals from an account from all taxation by the commonwealth and its political subdivisions. Act 43 of 2017 further provided that contributions made to an ABLE account shall be deductible from the taxable income of the contributor. Total contributions to all ABLE accounts allowable as a deduction by a contributor in a taxable year shall not exceed the limit set in Section 2503(B) of the Internal Revenue Code, nor shall the deduction result in taxable income less than zero.

Purpose: These provisions lessen the burden of tax on disabled individuals and their families.

(Dollar Amounts in Millions)

<i>Estimates:</i>	<u>2018-19</u>	<u>2019-20</u>	<u>2020-21</u>	<u>2021-22</u>	<u>2022-23</u>	<u>2023-24</u>	<u>2024-25</u>
	\$ 0.5	\$ 0.7	\$ 1.0	\$ 1.4	\$ 1.8	\$ 2.2	\$ 2.6

Beneficiaries: Approximately 2,200 disabled Pennsylvanians and their families benefit from this expenditure.

INVOLUNTARY CONVERSIONS

Description: Act 84 of 2016 provided that, effective September 11, 2016, Section 1033 of the Internal Revenue Code applies to the personal income tax. Section 1033 allows a taxpayer to acquire replacement property and make an election to defer recognition of the gain following an involuntary conversion.

Purpose: These provisions lessen the burden of tax on taxpayers who acquire replacement property when the original property has been destroyed, stolen, seized, requisitioned, or condemned.

(Dollar Amounts in Millions)

<i>Estimates:</i>	<u>2018-19</u>	<u>2019-20</u>	<u>2020-21</u>	<u>2021-22</u>	<u>2022-23</u>	<u>2023-24</u>	<u>2024-25</u>
	Nominal	Nominal	Nominal	Nominal	Nominal	Nominal	Nominal

Beneficiaries: An unknown number of taxpayers will benefit from this expenditure.

General Fund Tax Expenditures

QUALIFIED OPPORTUNITY ZONES

Description: Act 13 of 2019 established conformity to section 1400Z-2 of the Internal Revenue Code by providing that income derived from investment in a qualified opportunity zone that is exempt from federal tax shall also be exempt from Pennsylvania tax beginning in tax year 2020.

Purpose: The qualified opportunity zone program, created by the federal Tax Cuts and Jobs Act of 2017, provides federal tax incentives to encourage private investment in low-income and distressed communities. This provision ensures that complementary incentives apply at the state level.

(Dollar Amounts in Millions)

<i>Estimates:</i>	<u>2018-19</u>	<u>2019-20</u>	<u>2020-21</u>	<u>2021-22</u>	<u>2022-23</u>	<u>2023-24</u>	<u>2024-25</u>
	\$ --	\$ --	\$ 2.8	\$ 2.8	\$ 2.8	\$ 3.4	\$ 3.4

Beneficiaries: An unknown number of taxpayers will benefit from this expenditure.

OLYMPIC MEDALS AND PRIZES

Description: Act 13 of 2019 provided that, effective June 28, 2019, the value of Olympic medals and prize money received from the United States Olympic Committee would be exempt from tax.

Purpose: This provision lessens the burden of tax on taxpayers who receive awards on account of competition in the Olympic Games or Paralympic Games.

(Dollar Amounts in Millions)

<i>Estimates:</i>	<u>2018-19</u>	<u>2019-20</u>	<u>2020-21</u>	<u>2021-22</u>	<u>2022-23</u>	<u>2023-24</u>	<u>2024-25</u>
	Nominal	Nominal	Nominal	Nominal	Nominal	Nominal	Nominal

Beneficiaries: A minimal number of taxpayers will benefit from this expenditure

CREDITS

SPECIAL POVERTY PROVISIONS (TAX FORGIVENESS)

Description: Special tax forgiveness provisions allow eligible claimants to reduce their tax liability depending on the amount of their eligibility income. The current limits for eligibility income were established by Act 46 of 2003 for tax years 2004 and thereafter. A taxpayer with no dependents and with eligibility income of \$8,750 or less will qualify for some amount of forgiveness. A married couple with no dependents and with eligibility income of \$15,250 or less will also qualify for some amount of forgiveness. The eligibility income limits increase by \$9,500 for each dependent.

Purpose: This provision provides tax relief for taxpayers with low incomes.

(Dollar Amounts in Millions)

<i>Estimates:</i>	<u>2018-19</u>	<u>2019-20</u>	<u>2020-21</u>	<u>2021-22</u>	<u>2022-23</u>	<u>2023-24</u>	<u>2024-25</u>
	\$ 250.5	\$ 244.0	\$ 237.5	\$ 231.1	\$ 224.6	\$ 218.1	\$ 211.6

Beneficiaries: Individuals filing approximately 1.1 million returns benefit from this tax expenditure.

RESIDENT CREDIT

Description: Pennsylvania residents who have income which is subject to both Pennsylvania personal income tax and the income or wage tax of another state (excluding compensation earned in states with reciprocal agreements) may claim the lesser of the actual tax paid to the other state, or the tax calculated using Pennsylvania taxable income earned in the other state, multiplied by the current Pennsylvania tax rate as a credit against the personal income tax. Prior to Act 52 of 2013, Pennsylvania residents could also claim the resident credit for income from a foreign country.

Purpose: This provision prevents the double taxation of income earned by a Pennsylvania resident in another state.

(Dollar Amounts in Millions)

<i>Estimates:</i>	<u>2018-19</u>	<u>2019-20</u>	<u>2020-21</u>	<u>2021-22</u>	<u>2022-23</u>	<u>2023-24</u>	<u>2024-25</u>
	\$ 403.1	\$ 423.4	\$ 437.4	\$ 454.0	\$ 471.7	\$ 489.4	\$ 509.3

Beneficiaries: Individuals filing approximately 136,000 returns benefit from this tax expenditure.

TAX CREDITS FOR BEGINNING FARMERS

Description: Act 65 of 2019 establishes a nonrefundable, nontransferable tax credit to owners of agricultural assets who sell or rent those assets to beginning farmers. The act defines a “beginning farmer” as a person who has experience in agriculture or a related field or who has suitable transferable skills, who has not received federal gross income for agricultural production for more than the ten most recent taxable years, and who intends to engage in agricultural production in Pennsylvania.

The estimates for future fiscal years reflect the program cap.

Purpose: These tax credits are intended to encourage early-career farmers in Pennsylvania.

(Dollar Amounts in Millions)

<i>Estimates:</i>	<u>2018-19</u>	<u>2019-20</u>	<u>2020-21</u>	<u>2021-22</u>	<u>2022-23</u>	<u>2023-24</u>	<u>2024-25</u>
	\$ --	\$ --	\$ 5.0	\$ 6.0	\$ 6.0	\$ 6.0	\$ 6.0

Beneficiaries: An unknown number of taxpayers will benefit from this expenditure.

ESTIMATED TAXES

ESTIMATED TAXES FOR FIDUCIARIES

Description: Act 40 of 2005 stated that fiduciaries are allowed to adopt the federal annualization rules for calculating estimated payments. This change may lower or eliminate one or more estimated payments. These provisions apply to payments made after June 30, 2006.

Purpose: The adoption of annualized federal rules for calculating estimated payments for estates and trusts allows fiduciaries to have consistent payments between state and federal laws.

(Dollar Amounts in Millions)

<i>Estimates:</i>	<u>2018-19</u>	<u>2019-20</u>	<u>2020-21</u>	<u>2021-22</u>	<u>2022-23</u>	<u>2023-24</u>	<u>2024-25</u>
	\$ 7.0	\$ 5.5	\$ 4.5	\$ 2.6	\$ 3.5	\$ 4.8	\$ 5.2

Beneficiaries: Approximately 45,600 fiduciaries are estimated to benefit from this tax expenditure.

ESTIMATED TAXES FOR FARMERS

Description: Individuals having an estimated gross income from farming which is at least two-thirds of their total gross income may file an estimated tax declaration any time on or before January 15 of the succeeding year. If such an individual files a final return and pays the entire tax due by March 1, the return may be considered the declaration due on or before January 15. The estimates measure the interest lost due to delayed estimated payments.

Purpose: This provision provides assistance to farmers by allowing more liberal estimated payment rules, enhancing the farmers' cash flow.

(Dollar Amounts in Millions)

<i>Estimates:</i>	<u>2018-19</u>	<u>2019-20</u>	<u>2020-21</u>	<u>2021-22</u>	<u>2022-23</u>	<u>2023-24</u>	<u>2024-25</u>
	\$ 0.3	\$ 0.1	\$ 0.1	\$ 0.1	\$ 0.2	\$ 0.5	\$ 0.5

Beneficiaries: Farmers operating approximately 53,000 farms benefit from this tax expenditure.

ESTIMATED PAYMENTS FOR SMALL AMOUNTS

Description: Individuals with taxable income of \$8,000 or less not subject to withholding are not required to pay estimated taxes. The threshold was changed from \$2,500 effective January 1, 2000.

Purpose: These provisions reduce paperwork for the Department of Revenue and taxpayers with small amounts of income not subject to withholding.

(Dollar Amounts in Millions)

<i>Estimates:</i>	<u>2018-19</u>	<u>2019-20</u>	<u>2020-21</u>	<u>2021-22</u>	<u>2022-23</u>	<u>2023-24</u>	<u>2024-25</u>
	\$ 1.1	\$ 1.1	\$ 1.1	\$ 1.2	\$ 1.2	\$ 1.2	\$ 1.2

Beneficiaries: Approximately 1.4 million Pennsylvania residents benefit from this tax expenditure.

General Fund Tax Expenditures

ESTIMATED TAXES FOR PRIOR YEAR TAX FORGIVENESS RECIPIENTS _____

Description: Act 85 of 2012 allows taxpayers who make estimated tax payments equal to the amount of the taxpayer's tax liability for the preceding tax year to take into account a calculation for the special provisions for poverty (tax forgiveness). A taxpayer who received tax forgiveness during the prior tax year, but did not qualify for tax forgiveness in the current tax year and is required to make estimated payments, may avoid a penalty for underpayment of estimated taxes. This provision applies to tax years beginning on or after January 1, 2013. The estimates measure interest foregone on quarterly tax payments and from lost fees and penalties.

Purpose: This legislation is intended to give taxpayers who qualified for tax forgiveness a safe harbor from estimated payments.

(Dollar Amounts in Millions)

<i>Estimates:</i>	<u>2018-19</u>	<u>2019-20</u>	<u>2020-21</u>	<u>2021-22</u>	<u>2022-23</u>	<u>2023-24</u>	<u>2024-25</u>
	\$ 0.8	\$ 0.7	\$ 0.8	\$ 0.8	\$ 0.8	\$ 0.8	\$ 0.8

Beneficiaries: Taxpayers filing nearly 48,300 returns benefit from this expenditure.

REALTY TRANSFER TAX

Authorization: Article XI-C of the Tax Reform Code of 1971 (P.L. 6, No. 2), as amended.

The realty transfer tax is a documentary stamp tax on the value of any interest in real estate transferred by deed. The tax rate is one percent of the value of the real estate transferred. Each party to a document is jointly and severally liable for the tax imposed, unless the party is an excluded party or the document evidences an excludable transaction. The excluded status of a party does not relieve the other parties to a transaction from the entire tax due. The amounts below represent the General Fund portion of the realty transfer tax expenditures only and do not include expenditures for the portion transferred to the Keystone Recreation, Park, and Conservation Fund (KRPC) pursuant to Act 50 of 1993. The transfer to the KRPCF has been changed over the years by various acts. The current transfer rate of 15 percent of collections has been in effect since July 2007.

Act 58 of 2015 provided for an annual transfer from the realty transfer tax to the Pennsylvania Housing Affordability and Rehabilitation Enhancement Fund beginning in fiscal year 2015-16. The annual transfer is to be the lesser of \$25 million or 40 percent of the difference between (a) the total dollar amount of the realty transfer tax collected in the prior fiscal year and (b) the total dollar amount of the realty transfer tax official estimate for the fiscal year 2014-15 (\$447.5 million). Act 13 of 2019 changed the annual transfer to a maximum of \$40 million starting in fiscal year 2019-20 and forward.

Administrative Costs: Costs to administer the realty transfer tax expenditures are approximately \$0.3 million annually.

TRANSFERS TO GOVERNMENTAL UNITS AND VETERANS' SERVICE ORGANIZATIONS _____

Description: A transfer to the commonwealth, the federal government or their agencies, political subdivisions, or instrumentalities, or veterans' organizations by gift, dedication, condemnation, or in lieu of condemnation is exempt from taxation.

Purpose: This exemption provides tax relief to the grantor of property to a governmental entity. Without an exemption, the grantor would be required to pay the tax. The exemption may encourage donation of property to a governmental entity.

(Dollar Amounts in Millions)

<i>Estimates:</i>	<u>2018-19</u>	<u>2019-20</u>	<u>2020-21</u>	<u>2021-22</u>	<u>2022-23</u>	<u>2023-24</u>	<u>2024-25</u>
	\$ 5.5	\$ 5.7	\$ 5.8	\$ 6.0	\$ 6.0	\$ 6.1	\$ 6.2

Beneficiaries: Approximately 3,200 local governmental units and veterans' organizations could benefit from this tax expenditure.

PARTITION OF REALTY BY CO-TENANTS

Description: A partition of realty, passed by testate or intestate succession and held by co-tenants, into two or more distinctive portions with each party taking shares equal to their undivided interest, is an excluded transaction.

Purpose: Tax relief is given to the heirs to assist in the equitable settlement of the estate. Heirs to realty do not always want joint ownership in the realty willed to them as co-tenants. This exemption enables the parties to partition the realty into two or more distinct portions with each party taking shares equal to their undivided interest without incurring tax.

(Dollar Amounts in Millions)

<i>Estimates:</i>	<u>2018-19</u>	<u>2019-20</u>	<u>2020-21</u>	<u>2021-22</u>	<u>2022-23</u>	<u>2023-24</u>	<u>2024-25</u>
	Nominal	Nominal	Nominal	Nominal	Nominal	Nominal	Nominal

Beneficiaries: The number of taxpayers benefiting from this expenditure is unknown.

TRANSFERS AMONG FAMILY MEMBERS

Description: Transfers between husband and wife, parent and child or the spouse of such child, stepparent and a stepchild or the spouse of such child, siblings and/ or the spouse of a sibling, and a grandparent and grandchild or the spouse of such a grandchild are exempt from taxation.

Purpose: This exemption reduces the tax burden on families by exempting transfers to family members.

(Dollar Amounts in Millions)

<i>Estimates:</i>	<u>2018-19</u>	<u>2019-20</u>	<u>2020-21</u>	<u>2021-22</u>	<u>2022-23</u>	<u>2023-24</u>	<u>2024-25</u>
	\$ 77.7	\$ 80.6	\$ 82.5	\$ 84.6	\$ 85.4	\$ 86.3	\$ 88.1

Beneficiaries: The number of taxpayers benefiting from this expenditure is unknown.

TRANSFERS TO SHAREHOLDERS OR PARTNERS

Description: A transfer from a corporation or association to its shareholder or member, where the grantee owns stock or holds an interest in the same proportion as his interest in the real estate being conveyed, is an excluded transaction. The stock or interest must be held by the grantee for more than two years.

Purpose: This exemption recognizes that the grantee has an ownership interest in the realty conveyed to him in the same proportion as stock owned in the corporation or interest in the association.

(Dollar Amounts in Millions)

<i>Estimates:</i>	<u>2018-19</u>	<u>2019-20</u>	<u>2020-21</u>	<u>2021-22</u>	<u>2022-23</u>	<u>2023-24</u>	<u>2024-25</u>
	\$ 1.9	\$ 2.0	\$ 2.0	\$ 2.1	\$ 2.1	\$ 2.1	\$ 2.1

Beneficiaries: The number of taxpayers benefiting from this expenditure is unknown.

General Fund Tax Expenditures

TRANSFERS TO OR FROM A NONPROFIT INDUSTRIAL DEVELOPMENT AGENCY _____

Description: A transfer to a nonprofit industrial development agency or authority is an excluded transaction. A transfer from a nonprofit industrial development agency or authority to a grantee purchasing directly from it is an excluded transaction if (1) the grantee uses such real estate for the primary purpose of manufacturing, fabricating, compounding, processing, publishing, research and development, transportation, energy conversion, energy production, pollution control, warehousing, or agriculture and (2) the authority has full ownership interest in the real estate transferred.

Purpose: These exemptions encourage transfers of realty to nonprofit organizations for industrial development and from nonprofit organizations for use in various activities that may contribute to economic development in the commonwealth.

(Dollar Amounts in Millions)

<i>Estimates:</i>	<u>2018-19</u>	<u>2019-20</u>	<u>2020-21</u>	<u>2021-22</u>	<u>2022-23</u>	<u>2023-24</u>	<u>2024-25</u>
	\$ 2.6	\$ 2.7	\$ 2.7	\$ 2.8	\$ 2.8	\$ 2.9	\$ 2.9

Beneficiaries: The number of taxpayers benefiting from this expenditure is unknown.

TRANSFERS BETWEEN RELIGIOUS ORGANIZATIONS _____

Description: A transfer between religious organizations or persons holding title for a religious organization, with both parties possessing tax-exempt status under the Internal Revenue Code, is an excluded transaction. The real estate cannot have been used by such transferor for commercial purposes.

Purpose: This exemption provides tax relief to religious organizations that are perceived to provide social benefits.

(Dollar Amounts in Millions)

<i>Estimates:</i>	<u>2018-19</u>	<u>2019-20</u>	<u>2020-21</u>	<u>2021-22</u>	<u>2022-23</u>	<u>2023-24</u>	<u>2024-25</u>
	\$ 2.4	\$ 2.5	\$ 2.6	\$ 2.6	\$ 2.6	\$ 2.7	\$ 2.7

Beneficiaries: Approximately 15,000 religious organizations could benefit from this tax expenditure.

TRANSFERS TO A CONSERVANCY

Description: A transfer to or from a conservancy that possesses a tax-exempt status pursuant to the Internal Revenue Code and which has as its primary purpose preservation of land for historic, recreational, scenic, agricultural, or open space opportunities is an excluded transaction.

Act 84 of 2016 added agricultural, conservation or historic preservation easements transferred or sold to certain dedicated conservancies, as well as government entities, as being excluded transactions

Purpose: This exemption encourages the preservation of realty with historic, recreational, scenic, or agricultural value.

(Dollar Amounts in Millions)

<i>Estimates:</i>	<u>2018-19</u>	<u>2019-20</u>	<u>2020-21</u>	<u>2021-22</u>	<u>2022-23</u>	<u>2023-24</u>	<u>2024-25</u>
	\$ 0.4	\$ 0.4	\$ 0.5	\$ 0.5	\$ 0.5	\$ 0.5	\$ 0.5

Beneficiaries: Approximately 70 land conservancies could benefit from this tax expenditure.

REAL ESTATE DEVOTED TO AGRICULTURE

Description: A transfer of real estate devoted to the business of agriculture to a family farm business by a member of the same family is an excluded transaction. The family must own at least 75 percent of each class of stock in a family farm business. The family farm may also lease the farmland as long as it is used for farming.

Purpose: This exemption provides tax relief for the establishment or expansion of the family farm business thereby recognizing the importance of the family-owned farm.

(Dollar Amounts in Millions)

<i>Estimates:</i>	<u>2018-19</u>	<u>2019-20</u>	<u>2020-21</u>	<u>2021-22</u>	<u>2022-23</u>	<u>2023-24</u>	<u>2024-25</u>
	NA	NA	NA	NA	NA	NA	NA

Beneficiaries: Approximately 1,300 family farm businesses could benefit from this tax expenditure.

General Fund Tax Expenditures

OWNERSHIP INTEREST IN REAL ESTATE COMPANY OR FAMILY FARM _____

Description: A transfer between members of the same family of an ownership interest in a real estate company or family farm business is an excluded transaction.

Purpose: A transfer of ownership interest between members of the same family is not considered a change in ownership of the business. This exemption encourages the preservation of family farm businesses and family-owned real estate businesses by allowing transfers of ownership interests between members of the same family not to count toward the corporation becoming an acquired company.

(Dollar Amounts in Millions)

<i>Estimates:</i>	<u>2018-19</u>	<u>2019-20</u>	<u>2020-21</u>	<u>2021-22</u>	<u>2022-23</u>	<u>2023-24</u>	<u>2024-25</u>
	NA	NA	NA	NA	NA	NA	NA

Beneficiaries: Approximately 1,300 family farm corporations or partnerships and an unknown number of real estate companies could benefit from this tax expenditure.

TRANSFERS OF REALTY VALUED AT \$100 OR LESS _____

Description: A transaction where the tax due is one dollar (\$1.00) or less is an excluded transaction.

Purpose: The administrative costs of collecting the revenue from a transfer of realty valued at one hundred dollars or less are thought to be greater than the revenue.

(Dollar Amounts in Millions)

<i>Estimates:</i>	<u>2018-19</u>	<u>2019-20</u>	<u>2020-21</u>	<u>2021-22</u>	<u>2022-23</u>	<u>2023-24</u>	<u>2024-25</u>
	Nominal	Nominal	Nominal	Nominal	Nominal	Nominal	Nominal

Beneficiaries: The number of taxpayers benefiting from this expenditure is unknown.

PRODUCTION OR EXTRACTION OF COAL, OIL, NATURAL GAS, OR MINERALS _____

Description: Leases for the production or extraction of coal, oil, natural gas, or minerals and assignments thereof are excluded transactions.

Purpose: This exemption gives tax relief to the mining and extracting industries to produce and extract coal, oil, natural gas, and minerals at a lower cost.

(Dollar Amounts in Millions)

<i>Estimates:</i>	<u>2018-19</u>	<u>2019-20</u>	<u>2020-21</u>	<u>2021-22</u>	<u>2022-23</u>	<u>2023-24</u>	<u>2024-25</u>
	NA	NA	NA	NA	NA	NA	NA

Beneficiaries: Approximately 1,950 companies may benefit from this tax expenditure.

PUBLIC UTILITY EASEMENTS

Description: A transfer of an easement to a person furnishing public utility service is an excluded transaction if the easement is used in, or useful for, furnishing public utility services.

Purpose: Public utility easements are numerous and the majority of them are conveyed for a small consideration. The administrative costs of collecting the revenue from an easement to a provider of public utility services are thought to be greater than the revenue.

(Dollar Amounts in Millions)

<i>Estimates:</i>	<u>2018-19</u>	<u>2019-20</u>	<u>2020-21</u>	<u>2021-22</u>	<u>2022-23</u>	<u>2023-24</u>	<u>2024-25</u>
	Nominal	Nominal	Nominal	Nominal	Nominal	Nominal	Nominal

Beneficiaries: The 282 public utilities could benefit from this tax expenditure.

STANDING TIMBER OR CROPS

Description: Standing timber and crops are not deemed to actually pass with the conveyance of realty when the instrument provides for severance and removal within an immediate ascertainable date.

Purpose: Timber and crops are personal property in this instance, the transfer of which is not subject to realty transfer tax.

(Dollar Amounts in Millions)

<i>Estimates:</i>	<u>2018-19</u>	<u>2019-20</u>	<u>2020-21</u>	<u>2021-22</u>	<u>2022-23</u>	<u>2023-24</u>	<u>2024-25</u>
	NA	NA	NA	NA	NA	NA	NA

Beneficiaries: The number of taxpayers benefiting from this expenditure is unknown.

TRANSFERS TO VOLUNTEER RESCUE COMPANY

Description: A transfer from the commonwealth or any of its agencies, political subdivisions, or instrumentalities for no or nominal consideration to a volunteer emergency medical services agency, volunteer fire company or volunteer rescue company is an excluded transaction.

Purpose: This exemption provides tax relief to volunteer emergency agencies. Without the exemption, they would be required to pay the tax when acquiring real property. The exemption should aid volunteer emergency agencies in being able to better serve their communities.

(Dollar Amounts in Millions)

<i>Estimates:</i>	<u>2018-19</u>	<u>2019-20</u>	<u>2020-21</u>	<u>2021-22</u>	<u>2022-23</u>	<u>2023-24</u>	<u>2024-25</u>
	Nominal	Nominal	Nominal	Nominal	Nominal	Nominal	Nominal

Beneficiaries: Approximately 2,000 taxpayers could benefit from this tax expenditure.

TRANSFERS BETWEEN VOLUNTEER AGENCIES

Description: A transfer between two or more volunteer emergency medical services agencies, volunteer fire companies or volunteer rescue companies is an excluded transaction.

Purpose: This exemption provides tax relief to volunteer emergency agencies. Without the exemption, both the grantor and the grantee would be required to pay the tax. The exemption should aid volunteer emergency agencies in being able to better serve their communities.

(Dollar Amounts in Millions)

<i>Estimates:</i>	<u>2018-19</u>	<u>2019-20</u>	<u>2020-21</u>	<u>2021-22</u>	<u>2022-23</u>	<u>2023-24</u>	<u>2024-25</u>
	\$ 1.9	\$ 2.0	\$ 2.0	\$ 2.1	\$ 2.1	\$ 2.1	\$ 2.1

Beneficiaries: Approximately 2,00 taxpayers could benefit from this tax expenditure.

TRANSFERS TO OR FROM A LAND BANK

Description: A transfer of real estate to or from a land bank is an excluded transaction. The term "land bank" shall have the same meaning as given to it in 68 Pa.C.S. § 2103.

Purpose: This exemption provides tax relief on transfers to or from a land bank. Land banks are used by local governments to acquire problem properties and return them to productive use.

(Dollar Amounts in Millions)

<i>Estimates:</i>	<u>2018-19</u>	<u>2019-20</u>	<u>2020-21</u>	<u>2021-22</u>	<u>2022-23</u>	<u>2023-24</u>	<u>2024-25</u>
	NA	NA	NA	NA	NA	NA	NA

Beneficiaries: The number of taxpayers benefiting from this expenditure is unknown.

TRANSFERS TO CERTAIN NON-PROFIT ORGANIZATIONS FROM HOUSING AUTHORITIES WITHIN THE COMMONWEALTH

Description: A transfer of real estate from a Public Housing Authority (PHA) to a non-profit organization utilizing the Rental Assistance Demonstration (RAD) Program administered by the Department of Housing and Urban Development (HUD) are exempt from realty transfer tax. This applies to a county of the fifth class with a population between 115,000 and 118,000 that filed an appeal with the Board of Finance and Revenue after December 31, 2015.

Purpose: The RAD program was created by HUD to give PHAs an additional tool to preserve and improve public housing properties. Without this exemption from tax, the transfer from the PHAs to non-profits organizations participating in the RAD program would be taxable.

(Dollar Amounts in Millions)

<i>Estimates:</i>	<u>2018-19</u>	<u>2019-20</u>	<u>2020-21</u>	<u>2021-22</u>	<u>2022-23</u>	<u>2023-24</u>	<u>2024-25</u>
	--	NA	NA	NA	NA	NA	NA

Beneficiaries: A limited number of non-profits organizations will benefit from this expenditure.

General Fund Tax Expenditures

TRANSFERS TO BEGINNING FARMERS

Description: The transfer of a property subject to an agricultural easement to a qualified beginning farmer is from the tax.

Purpose: The exemption is intended to encourage new persons to become involved in farming.

(Dollar Amounts in Millions)

<i>Estimates:</i>	<u>2018-19</u>	<u>2019-20</u>	<u>2020-21</u>	<u>2021-22</u>	<u>2022-23</u>	<u>2023-24</u>	<u>2024-25</u>
	--	NA	NA	NA	NA	NA	NA

Beneficiaries: The number of taxpayers benefiting from this expenditure is unknown.

INHERITANCE TAX

Authorization: Article XXI of the Tax Reform Code of 1971 (P.L. 6, No. 2), as amended.

The inheritance tax is imposed on the value of the decedent's estate transferred to beneficiaries by will or intestacy. Inheritance tax on the transfer of non-jointly held property to spouses is levied at 0 percent. Transfers between parents and their children 21 years of age or younger are taxed at a rate of 0 percent. All other transfers to lineal heirs are taxed at the rate of 4.5 percent. Transfers to siblings are subject to a tax rate of 12 percent, while transfers to all other persons are taxed at a rate of 15 percent.

Inheritance tax payments are due upon the death of the decedent and become delinquent nine months after the individual's death. If inheritance taxes are paid within three months of the decedent's death, a five percent discount is allowed.

Administrative Costs: Costs to administer the inheritance tax expenditures are included in the personal income tax administrative cost estimates. Costs incurred to administer the multiple tax expenditures associated with inheritance tax cannot be separately identified.

FAMILY RELATED EXEMPTIONS AND EXCLUSIONS

PREFERENTIAL RATE FOR TRANSFERS TO LINEAL BENEFICIARIES

Description: Effective July 1, 2000, assets transferred to lineal beneficiaries are taxed at a 4.5 percent rate rather than the 15 percent rate for assets transferred to non-lineal heirs. Lineal beneficiaries include grandparents, parents, and lineal descendants (including adopted or step children). Prior to July 1, 2000, transfers to lineal beneficiaries were taxed at a rate of six percent.

Purpose: This provision reduces the tax burden on the immediate family members of the decedent.

(Dollar Amounts in Millions)

<i>Estimates:</i>	<u>2018-19</u>	<u>2019-20</u>	<u>2020-21</u>	<u>2021-22</u>	<u>2022-23</u>	<u>2023-24</u>	<u>2024-25</u>
	\$1,406.1	\$1,445.3	\$1,439.6	\$1,465.8	\$1,481.7	\$1,503.3	\$1,524.6

Beneficiaries: Approximately 38,300 estates benefit from this tax expenditure.

TRANSFERS OF PROPERTY TO SPOUSE

Description: Property passing to a spouse of a decedent is exempt from inheritance tax. This estimate is based on the difference between taxing all assets transferred between spouses at the lineal rate of 4.5 percent and the spousal rate of zero percent.

Purpose: This provision prevents an undue tax burden on a surviving spouse especially when assets cannot be jointly owned. It allows spouses to maintain homes and other assets without being subject to inheritance tax.

(Dollar Amounts in Millions)

<i>Estimates:</i>	<u>2018-19</u>	<u>2019-20</u>	<u>2020-21</u>	<u>2021-22</u>	<u>2022-23</u>	<u>2023-24</u>	<u>2024-25</u>
	\$2,424.5	\$2,492.0	\$2,482.2	\$2,527.4	\$2,554.8	\$2,592.0	\$2,628.8

Beneficiaries: Approximately 34,000 estates benefit from this tax expenditure.

EXEMPTION FOR TRANSFERS OF PROPERTY FROM A CHILD TO PARENT

Description: Property passing from a child twenty-one years of age or younger to a parent is subject to a zero percent tax rate. This estimate measures the difference between taxing child to parent transfers at the lineal rate of 4.5 percent and the child to parent rate of zero percent.

Purpose: This provision reduces the tax burden on families receiving assets due to the untimely death of a child. The transfer of assets to parents was previously taxed as a lineal transfer. This rate change, authorized by Act 23 of 2000, is effective for decedents dying July 1, 2000 or later.

(Dollar Amounts in Millions)

<i>Estimates:</i>	<u>2018-19</u>	<u>2019-20</u>	<u>2020-21</u>	<u>2021-22</u>	<u>2022-23</u>	<u>2023-24</u>	<u>2024-25</u>
	\$ 0.8	\$ 0.8	\$ 0.8	\$ 0.8	\$ 0.9	\$ 0.9	\$ 0.9

Beneficiaries: Approximately 70 estates benefit from this tax expenditure.

PREFERENTIAL RATE FOR TRANSFERS TO SIBLINGS

Description: Effective July 1, 2000, assets transferred to siblings, defined as brothers or sisters with at least one parent in common, by blood or adoption, are taxed at a rate of 12 percent rather than the rate of 15 percent for assets transferred to non-lineal heirs. Prior to July 1, 2000, transfers to siblings were taxed at a rate of 15 percent.

Purpose: This provision reduces the tax burden on estates that transfer assets to a sibling of the decedent. It recognizes that a sibling is often a decedent's closest relative and that transfers to siblings should be taxed at a lower rate than transfers to unrelated beneficiaries.

(Dollar Amounts in Millions)

<i>Estimates:</i>	<u>2018-19</u>	<u>2019-20</u>	<u>2020-21</u>	<u>2021-22</u>	<u>2022-23</u>	<u>2023-24</u>	<u>2024-25</u>
	\$ 28.6	\$ 29.4	\$ 29.3	\$ 29.9	\$ 30.2	\$ 30.6	\$ 31.1

Beneficiaries: Approximately 4,600 estates benefit from this tax expenditure.

LIFE INSURANCE PROCEEDS

Description: Life insurance proceeds, whether or not payable to the estate of the decedent, are exempt from inheritance tax.

Purpose: This provision lessens the tax burden on the insurance beneficiaries of the decedent, who are likely to be family members. A common reason for purchasing life insurance is to assist with the payment of inheritance and estate taxes.

(Dollar Amounts in Millions)

<i>Estimates:</i>	<u>2018-19</u>	<u>2019-20</u>	<u>2020-21</u>	<u>2021-22</u>	<u>2022-23</u>	<u>2023-24</u>	<u>2024-25</u>
	\$ 143.1	\$ 149.7	\$ 156.6	\$ 163.8	\$ 171.4	\$ 179.2	\$ 187.5

Beneficiaries: Estates of the decedents associated with approximately 79,000 life insurance policies benefit from this expenditure.

General Fund Tax Expenditures

FEDERAL WAR RISK INSURANCE AND NATIONAL SERVICE LIFE INSURANCE PROCEEDS

Description: Proceeds of federal war risk insurance, national service life insurance, or other similar governmental insurance are exempt from inheritance tax.

Purpose: This provision lessens the tax burden on beneficiaries of U.S. military personnel and dependents who receive increased insurance when stationed in an area where military conflict is possible.

(Dollar Amounts in Millions)

<i>Estimates:</i>	<u>2018-19</u>	<u>2019-20</u>	<u>2020-21</u>	<u>2021-22</u>	<u>2022-23</u>	<u>2023-24</u>	<u>2024-25</u>
	Nominal	Nominal	Nominal	Nominal	Nominal	Nominal	Nominal

Beneficiaries: The families of fallen Pennsylvanians benefit from this tax expenditure.

FAMILY EXEMPTION

Description: A \$3,500 family exemption from inheritance tax is permitted for the decedent's surviving spouse, children, or parents living in the decedent's household at the time of death.

Purpose: This provision allows a small tax-free transfer of property to immediate family members residing with the decedent. Smaller taxable estates benefit to a greater extent.

(Dollar Amounts in Millions)

<i>Estimates:</i>	<u>2018-19</u>	<u>2019-20</u>	<u>2020-21</u>	<u>2021-22</u>	<u>2022-23</u>	<u>2023-24</u>	<u>2024-25</u>
	\$ 1.7	\$ 1.8	\$ 1.8	\$ 1.8	\$ 1.8	\$ 1.8	\$ 1.9

Beneficiaries: Approximately 7,700 families benefit from this tax expenditure.

EXEMPTION FOR TRANSFERS FROM A PARENT TO CHILD 21 OR YOUNGER

Description: Property passing from a parent to a child twenty-one years of age or younger is subject to a zero percent tax rate. This estimate measures the difference between taxing parent to child transfers at the lineal rate of 4.5 percent and the parent to child twenty-one or younger rate of zero percent.

Purposes: This provision reduces the tax burden on families receiving assets due to the death of a parent. The transfer of assets to a child twenty-one or younger was previously taxed as a lineal transfer. This rate change, authorized by Act 13 of 2019, is effective for decedents dying January 1, 2020 or later.

(Dollar Amounts in Millions)

<i>Estimates:</i>	<u>2018-19</u>	<u>2019-20</u>	<u>2020-21</u>	<u>2021-22</u>	<u>2022-23</u>	<u>2023-24</u>	<u>2024-25</u>
	\$ --	\$ 3.3	\$ 12.5	\$ 13.9	\$ 14.7	\$ 14.9	\$ 15.1

Beneficiaries: Approximately 500 estates benefit from this tax expenditure.

PERSONAL EXCLUSIONS AND DEDUCTIONS

EMPLOYMENT BENEFITS

Description: Employment benefits that the decedent did not have the right to possess, enjoy, assign, or anticipate before death are exempt from inheritance tax. Exempt benefits include pensions, stock-bonuses, profit-sharing plans, Keoghs, Individual Retirement Accounts, and other retirement plans. If the decedent did have the right to possess, enjoy, assign, or anticipate the benefits, they are exempt from Pennsylvania inheritance tax only to the same extent they are exempt from the federal estate tax.

Purpose: This provision limits inheritance tax on employment benefits to which the decedent did not have full rights. An individual is presumed to have full rights to these employment benefits after age 59 ½, the age at which someone may utilize at least a portion of these funds without penalty under the Internal Revenue Code.

(Dollar Amounts in Millions)

<i>Estimates:</i>	<u>2018-19</u>	<u>2019-20</u>	<u>2020-21</u>	<u>2021-22</u>	<u>2022-23</u>	<u>2023-24</u>	<u>2024-25</u>
	\$ 9.5	\$ 10.0	\$ 10.5	\$ 11.1	\$ 11.7	\$ 12.3	\$ 13.0

Beneficiaries: Estates of the approximately 6,000 decedents of working age and under 59½ at death may benefit from this tax expenditure.

ESTATE ADMINISTRATION EXPENSES

Description: Expenses for attorney fees, funeral and burial expenses, tombstones and grave markers, and other expenses incurred in administering the estate are deductible from the taxable estate.

Purpose: This provision allows for the deduction of reasonable and necessary expenses associated with managing the estate.

(Dollar Amounts in Millions)

<i>Estimates:</i>	<u>2018-19</u>	<u>2019-20</u>	<u>2020-21</u>	<u>2021-22</u>	<u>2022-23</u>	<u>2023-24</u>	<u>2024-25</u>
	\$ 59.4	\$ 60.3	\$ 61.2	\$ 62.0	\$ 62.9	\$ 63.8	\$ 64.8

Beneficiaries: Approximately 46,900 estates benefit from this tax expenditure.

DEBTS AND LIABILITIES OF THE DECEDENT

Description: A deduction from the gross estate is allowed for debts and liabilities of the decedent.

Purpose: This provision increases the fairness of the tax by ensuring that property is included in the taxable estate based on its net value. For example, a mortgage is deducted from the value of real property to properly value the decedent's interest in that property.

(Dollar Amounts in Millions)

<i>Estimates:</i>	<u>2018-19</u>	<u>2019-20</u>	<u>2020-21</u>	<u>2021-22</u>	<u>2022-23</u>	<u>2023-24</u>	<u>2024-25</u>
	\$ 67.0	\$ 68.0	\$ 68.9	\$ 69.9	\$ 70.9	\$ 71.9	\$ 73.0

Beneficiaries: Approximately 35,500 estates benefit from this tax expenditure.

SOCIAL SECURITY DEATH PAYMENTS

Description: The lump-sum social security death benefit is exempt from inheritance tax.

Purpose: This provision helps limit the impact of the tax on poorer beneficiaries. The social security death benefit could comprise the majority of assets for many small taxable estates.

(Dollar Amounts in Millions)

<i>Estimates:</i>	<u>2018-19</u>	<u>2019-20</u>	<u>2020-21</u>	<u>2021-22</u>	<u>2022-23</u>	<u>2023-24</u>	<u>2024-25</u>
	\$ 1.0	\$ 1.0	\$ 1.0	\$ 1.0	\$ 1.0	\$ 1.0	\$ 1.0

Beneficiaries: As many as 60,600 estates may benefit from this tax expenditure.

RAILROAD RETIREMENT BURIAL BENEFITS

Description: The lump-sum railroad retirement burial benefit is exempt from inheritance tax.

Purpose: This provision helps limit the impact of the tax on poorer beneficiaries. The railroad retirement burial benefit could comprise the majority of assets for many small taxable estates.

(Dollar Amounts in Millions)

<i>Estimates:</i>	<u>2018-19</u>	<u>2019-20</u>	<u>2020-21</u>	<u>2021-22</u>	<u>2022-23</u>	<u>2023-24</u>	<u>2024-25</u>
	Nominal	Nominal	Nominal	Nominal	Nominal	Nominal	Nominal

Beneficiaries: An estimated 100 estates receive lump sum benefit payments from the U.S. Railroad Retirement Board.

ADVANCEMENTS

Description: Transfers made as an advancement of or on account of an intestate share or in satisfaction or partial satisfaction of a gift by will are exempt unless the gift was made within one year of death and gifts to the transferee exceeded \$3,000 during that calendar year.

Purpose: Gifts, as long as they are not made within one year of the date of death, are exempt from inheritance tax. This provision provides that these advancements be treated as gifts that are not intended to avoid the tax.

(Dollar Amounts in Millions)

<i>Estimates:</i>	<u>2018-19</u>	<u>2019-20</u>	<u>2020-21</u>	<u>2021-22</u>	<u>2022-23</u>	<u>2023-24</u>	<u>2024-25</u>
	NA	NA	NA	NA	NA	NA	NA

Beneficiaries: Approximately 60,600 estates might benefit from this tax expenditure.

General Fund Tax Expenditures

PROPERTY SUBJECT TO POWER OF APPOINTMENT

Description: Property left to a trust by the decedent (grantor) subject to a power of appointment (by a grantee), whether or not exercised and notwithstanding any blending of such property with property of the grantee, is exempt from inheritance tax in the estate of the grantee.

Purpose: Pennsylvania taxes the transfer of these assets subject to a power of appointment at the time the interest is created (when the grantor dies). The grantee may have a life interest in the estate with any remainder passing to some other person. This provision prevents taxation when the property is subsequently distributed upon the death of the grantee, having already been taxed in the estate of the grantor.

(Dollar Amounts in Millions)

<i>Estimates:</i>	<u>2018-19</u>	<u>2019-20</u>	<u>2020-21</u>	<u>2021-22</u>	<u>2022-23</u>	<u>2023-24</u>	<u>2024-25</u>
	NA	NA	NA	NA	NA	NA	NA

Beneficiaries: The number of taxpayers benefiting from this expenditure is unknown.

NOMINAL OWNERSHIP OF PROPERTY

Description: Property held in the name of a decedent who held no beneficial interest in the property is exempt from inheritance tax.

Purpose: This provision prevents property in which the decedent had no real interest from being included in the taxable estate.

(Dollar Amounts in Millions)

<i>Estimates:</i>	<u>2018-19</u>	<u>2019-20</u>	<u>2020-21</u>	<u>2021-22</u>	<u>2022-23</u>	<u>2023-24</u>	<u>2024-25</u>
	NA	NA	NA	NA	NA	NA	NA

Beneficiaries: The number of taxpayers benefiting from this expenditure is unknown.

BUSINESS RELATED EXCLUSIONS AND DEDUCTIONS

PREFERENTIAL VALUATION OF FARMLAND

Description: Farmland which was devoted to agricultural use for the three years preceding the death of the decedent, and is not less than 10 contiguous acres or has an anticipated yearly gross income derived from agricultural use of \$2,000 or more, is valued based on its current use rather than its highest use.

Purpose: This provision helps to maintain family farms since land currently devoted to agricultural use is often more valuable if developed.

(Dollar Amounts in Millions)

<i>Estimates:</i>	<u>2018-19</u>	<u>2019-20</u>	<u>2020-21</u>	<u>2021-22</u>	<u>2022-23</u>	<u>2023-24</u>	<u>2024-25</u>
	NA	NA	NA	NA	NA	NA	NA

Beneficiaries: The number of taxpayers benefiting from this expenditure is unknown.

General Fund Tax Expenditures

SMALL BUSINESS INTEREST TRANSFER EXTENDED PAYMENT SCHEDULE _____

Description: The inheritance tax due on the transfer of a qualified small business interest may be paid in twenty consecutive quarterly installments beginning nine months after the decedent's death. Each installment payment bears interest of nine percent per annum.

Purpose: This provision helps protect small businesses upon the death of the owner from a sudden tax burden. Payments are spread out over time so that asset sales can be avoided.

(Dollar Amounts in Millions)

<i>Estimates:</i>	<u>2018-19</u>	<u>2019-20</u>	<u>2020-21</u>	<u>2021-22</u>	<u>2022-23</u>	<u>2023-24</u>	<u>2024-25</u>
	NA	NA	NA	NA	NA	NA	NA

Beneficiaries: The number of taxpayers benefiting from this expenditure is unknown.

PREFERENTIAL VALUATION OF AGRICULTURAL CONSERVATION EASEMENTS _____

Description: An agricultural conservation easement is a deed restriction landowners voluntarily place on their property to protect productive agricultural land. They are used to authorize a qualified conservation organization or public agency to monitor and enforce the restrictions set forth in the agreement. Act 67 of 2006 provided that the value of an agricultural conservation easement is set at 50 percent of what the land would otherwise be valued for purposes of inheritance tax assessments.

Purpose: This provision helps to maintain family farms and increase participation in the preservation of the commonwealth's farmland.

(Dollar Amounts in Millions)

<i>Estimates:</i>	<u>2018-19</u>	<u>2019-20</u>	<u>2020-21</u>	<u>2021-22</u>	<u>2022-23</u>	<u>2023-24</u>	<u>2024-25</u>
	\$ 0.6	\$ 0.6	\$ 0.6	\$ 0.7	\$ 0.7	\$ 0.8	\$ 0.8

Beneficiaries: The owners of 53,000 farms might benefit from this tax expenditure.

AGRICULTURAL TRANSFERS TO FAMILY MEMBERS

Description: A transfer of real estate devoted to the business of agriculture between members of the same family is exempt from inheritance tax, provided that after the transfer the real estate continues to be devoted to the business of agriculture for a period of seven years beyond the decedent's date of death and the real estate derives a yearly gross income of at least \$2,000. A transfer of an agricultural commodity, agricultural conservation easement, agricultural reserve, agricultural use property or a forest reserve to lineal descendants or siblings is also exempt from inheritance tax.

Purpose: This provision helps to maintain family farms and increase participation in the preservation of the commonwealth's farmland.

(Dollar Amounts in Millions)

<i>Estimates:</i>	<u>2018-19</u>	<u>2019-20</u>	<u>2020-21</u>	<u>2021-22</u>	<u>2022-23</u>	<u>2023-24</u>	<u>2024-25</u>
	\$ 6.0	\$ 6.2	\$ 6.3	\$ 6.5	\$ 6.8	\$ 7.0	\$ 7.2

Beneficiaries: The owners of 53,000 farms might benefit from this tax expenditure.

FAMILY-OWNED BUSINESS TRANSFERS TO FAMILY MEMBERS

Description: A transfer of a family-owned, small business interest to or for the benefit of members of the same family is exempt from inheritance tax, provided that after the transfer, the family-owned business interest continues to be owned by members of the same family or a trust whose beneficiaries are comprised solely of members of the same family for a minimum of seven years beyond the decedent's date of death. The exemption is limited to qualified family-owned business interests, defined as having fewer than 50 full-time equivalent employees, a net book value of assets less than \$5 million, and being in existence for at least five years, as of the decedent's date of death. The exemption does not apply to property transferred into the business within one year of the decedent's date of death.

Purpose: This provision helps to maintain family-owned, small businesses.

(Dollar Amounts in Millions)

<i>Estimates:</i>	<u>2018-19</u>	<u>2019-20</u>	<u>2020-21</u>	<u>2021-22</u>	<u>2022-23</u>	<u>2023-24</u>	<u>2024-25</u>
	\$ 6.0	\$ 6.2	\$ 6.2	\$ 6.3	\$ 6.4	\$ 6.5	\$ 6.5

Beneficiaries: The owners of 187,000 family-owned, small businesses might benefit from this tax expenditure.

OTHER EXCLUSIONS

TRANSFERS TO GOVERNMENTS

Description: Intervivos transfers and bequests to governments are exempt from inheritance tax.

Purpose: This exemption is an indirect means of assistance to governments and may reduce the taxes levied by these entities.

(Dollar Amounts in Millions)

<i>Estimates:</i>	<u>2018-19</u>	<u>2019-20</u>	<u>2020-21</u>	<u>2021-22</u>	<u>2022-23</u>	<u>2023-24</u>	<u>2024-25</u>
	\$ 0.5	\$ 0.5	\$ 0.5	\$ 0.5	\$ 0.5	\$ 0.5	\$ 0.5

Beneficiaries: Approximately 3,300 estates benefit from this tax expenditure.

TRANSFERS TO CHARITABLE AND FRATERNAL ORGANIZATIONS

Description: Intervivos transfers and bequests to charitable and fraternal organizations are exempt from inheritance tax.

Purpose: Charitable and fraternal organizations provide public services that are believed to benefit citizens. This exemption represents an indirect means of assistance to these entities and may increase the money available for charitable purposes.

(Dollar Amounts in Millions)

<i>Estimates:</i>	<u>2018-19</u>	<u>2019-20</u>	<u>2020-21</u>	<u>2021-22</u>	<u>2022-23</u>	<u>2023-24</u>	<u>2024-25</u>
	\$ 131.9	\$ 133.8	\$ 135.7	\$ 137.7	\$ 139.7	\$ 141.7	\$ 143.7

Beneficiaries: An estimated 32,100 charitable and fraternal organizations might benefit from this tax expenditure.

TABLE GAME TAXES

Authorization: Chapter 13A of Title 4 of the Pennsylvania Consolidated Statutes.

Act 1 of 2010 imposed table game taxes on gross table game revenue of licensed gaming entities in Pennsylvania.

The table game taxes are imposed on gross table game revenue, which is defined as total cash or cash equivalents received in the playing of table games, contest or tournament fees or payments, and total amount of rakes collected minus cash or cash equivalents paid out, paid to purchase annuities to fund prizes, and paid for personal property distributed to patrons as a result of playing a table game. The revenue from these taxes is deposited in the General Fund until such time as, on the last day of the fiscal year, the balance in the Budget Stabilization Reserve Fund is certified by the Secretary of the Budget to exceed \$750,000,000. Thereafter, the funds from these taxes are deposited in the Property Tax Relief Fund.

The current rate is 14 percent of gross table game revenue, which is set to expire on August 1, 2021. Thereafter, the rate will be 12 percent. Additionally, the rate on gross table game revenue from table games played on fully automated electronic gaming tables is 34 percent.

PROMOTIONAL ITEM DEDUCTION

Description: The deduction of promotional items from gross table game revenue includes the cost of personal property awarded to a player as a result of playing a table game. This deduction does not include travel expenses, food, refreshments, lodging, or services.

Purpose: This deduction removes from the tax base the value of prizes awarded as a result of table game play.

(Dollar Amounts in Millions)

<i>Estimates:</i>	<u>2018-19</u>	<u>2019-20</u>	<u>2020-21</u>	<u>2021-22</u>	<u>2022-23</u>	<u>2023-24</u>	<u>2024-25</u>
	\$ 3.2	\$ 3.3	\$ 3.5	\$ 3.2	\$ 3.2	\$ 3.3	\$ 3.3

Beneficiaries: All licensed gaming entities in Pennsylvania operating table games may benefit from this tax expenditure.

OIL COMPANY FRANCHISE TAX

Authorization: Chapter 95 of Title 75 of the Pennsylvania Consolidated Statutes.

Act 3 of 1997 imposed a tax of 153.5 mills for all taxable liquid fuels and 208.5 mills for all taxable fuels on oil companies conducting business in Pennsylvania. Act 89 of 2013 added additional mills beginning in 2014, ending with 39 mills in 2018 and each calendar year thereafter. The oil company franchise tax is calculated annually by multiplying the average wholesale price (established by the Department of Revenue) by the millage rates above. The resulting product is the effective tax rate that is multiplied by the total taxable gallons of fuels and liquid fuels. Act 89 of 2013 ultimately uncapped the average wholesale price in 2017 and thereafter. There is also a statutory average wholesale price floor set at \$2.99 for 2017 and each year thereafter. The tax rate for calendar year 2020 is 57.6 cents per gallon for liquid fuels and 74.1 cents per gallon for fuels. Receipts from 57 mills of the tax on liquid fuels and fuels are deposited as unrestricted Motor License Fund revenue, along with the mills added by Act 89 of 2013. However, 4.17 percent of the mills added by Act 89 are transferred to the Liquid Fuels Tax Fund. The estimated expenditures herein include the impact on both unrestricted and restricted Motor License Fund revenue.

Administrative Costs: Costs to administer the multiple tax expenditures associated with the oil company franchise tax cannot be separately identified from the other motor fuel taxes deposited into the Motor License Fund. Tax expenditures are a significant factor associated with the need for more compliance audits and the increased complexity of such audits.

(Dollar Amounts in Millions)

<i>Estimates:</i>	<u>2018-19</u>	<u>2019-20</u>	<u>2020-21</u>	<u>2021-22</u>	<u>2022-23</u>	<u>2023-24</u>	<u>2024-25</u>
	\$ 0.6	\$ 0.6	\$ 0.6	\$ 0.6	\$ 0.6	\$ 0.6	\$ 0.6

POLITICAL SUBDIVISIONS

Description: Fuels purchased by political subdivisions of the commonwealth are exempt from the tax.

Purpose: This exemption is an indirect means of assistance to local governments and may reduce the taxes levied by these entities.

(Dollar Amounts in Millions)

<i>Estimates:</i>	<u>2018-19</u>	<u>2019-20</u>	<u>2020-21</u>	<u>2021-22</u>	<u>2022-23</u>	<u>2023-24</u>	<u>2024-25</u>
	\$ 56.0	\$ 55.9	\$ 56.4	\$ 56.5	\$ 56.1	\$ 56.1	\$ 55.7

Beneficiaries: Approximately 3,130 governmental units benefit from these tax expenditures.

Motor License Fund Tax Expenditures

VOLUNTEER EMERGENCY VEHICLES

Description: Fuel purchased by a volunteer fire company, volunteer ambulance service, or volunteer rescue squad, and used solely in official vehicles, is exempt from the tax.

Purpose: Volunteer emergency organizations provide public services that are perceived to benefit citizens. This exemption permits these services to be rendered at a reduced cost.

(Dollar Amounts in Millions)

<i>Estimates:</i>	<u>2018-19</u>	<u>2019-20</u>	<u>2020-21</u>	<u>2021-22</u>	<u>2022-23</u>	<u>2023-24</u>	<u>2024-25</u>
	\$ 15.1	\$ 15.1	\$ 15.2	\$ 15.3	\$ 15.2	\$ 15.2	\$ 15.1

Beneficiaries: Approximately 1,800 volunteer fire departments and an unknown number of other volunteer organizations benefit from these tax expenditures.

NONPROFIT NONPUBLIC SCHOOLS

Description: Fuel purchased by any nonprofit nonpublic school in which a commonwealth resident may legally fulfill compulsory school attendance requirements is granted an exemption from the tax.

Purpose: Since state government indirectly subsidizes transporting public school children, this exemption provides similar treatment to nonprofit nonpublic schools.

(Dollar Amounts in Millions)

<i>Estimates:</i>	<u>2018-19</u>	<u>2019-20</u>	<u>2020-21</u>	<u>2021-22</u>	<u>2022-23</u>	<u>2023-24</u>	<u>2024-25</u>
	\$ 0.3	\$ 0.3	\$ 0.3	\$ 0.3	\$ 0.3	\$ 0.3	\$ 0.3

Beneficiaries: As many as 2,900 nonprofit nonpublic schools may benefit from these tax expenditures.

SECOND CLASS COUNTY PORT AUTHORITIES

Description: Purchases of fuel by second class county port authorities are exempt from the tax.

Purpose: This exemption is an indirect means of assistance to local governments and may reduce the taxes levied by these entities.

(Dollar Amounts in Millions)

<i>Estimates:</i>	<u>2018-19</u>	<u>2019-20</u>	<u>2020-21</u>	<u>2021-22</u>	<u>2022-23</u>	<u>2023-24</u>	<u>2024-25</u>
	NA	NA	NA	NA	NA	NA	NA

Beneficiaries: One second class county port authority benefits from this tax expenditure.

Motor License Fund Tax Expenditures

ELECTRIC COOPERATIVES

Description: Fuel purchases for vehicles operated by electric cooperatives are exempt from the tax.

Purpose: These cooperatives are nonprofit corporations organized to engage in rural electrification and are perceived to provide a public benefit. This exemption permits this service to be rendered at a reduced cost.

(Dollar Amounts in Millions)

<i>Estimates:</i>	<u>2018-19</u>	<u>2019-20</u>	<u>2020-21</u>	<u>2021-22</u>	<u>2022-23</u>	<u>2023-24</u>	<u>2024-25</u>
	\$ 0.3	\$ 0.2	\$ 0.2	\$ 0.2	\$ 0.2	\$ 0.2	\$ 0.2

Beneficiaries: There are 13 electric cooperatives in the commonwealth that benefit from these tax expenditures.

AGRICULTURAL USE

Description: A full refund of tax paid is granted for fuel consumed in agricultural use relating to the actual production of farm products. Fuel used in farm machinery or equipment engaged in the production or harvesting of agricultural products is exempt from taxation under these provisions.

Purpose: This exemption allows farmers to provide agricultural products at a reduced cost.

(Dollar Amounts in Millions)

<i>Estimates:</i>	<u>2018-19</u>	<u>2019-20</u>	<u>2020-21</u>	<u>2021-22</u>	<u>2022-23</u>	<u>2023-24</u>	<u>2024-25</u>
	\$ 4.9	\$ 4.8	\$ 4.9	\$ 4.9	\$ 4.9	\$ 4.9	\$ 4.8

Beneficiaries: Individuals operating approximately 53,000 farms benefit from these tax expenditures.

TRUCK REFRIGERATION UNITS

Description: A full refund of tax paid is granted for undyed diesel fuel used in truck refrigeration units when the tank that fuels the refrigeration unit is used solely for that purpose and is separate from that which powers the vehicle.

Purpose: This provision allows a refund for fuel consumed in an off-road manner when such use can be clearly documented.

(Dollar Amounts in Millions)

<i>Estimates:</i>	<u>2018-19</u>	<u>2019-20</u>	<u>2020-21</u>	<u>2021-22</u>	<u>2022-23</u>	<u>2023-24</u>	<u>2024-25</u>
	\$ 3.9	\$ 3.9	\$ 4.0	\$ 4.0	\$ 3.9	\$ 3.9	\$ 3.9

Beneficiaries: Approximately 330 entities benefit from these tax expenditures.

Motor License Fund Tax Expenditures

POWER TAKE-OFF

Description: A full refund of tax paid is granted for undyed fuel consumed in a power takeoff unit used to load or unload farm feed, feed products, lime, or limestone products for agricultural use at a farm. Tax paid will be refunded provided that the fuel usage is documented by an electronic monitoring device used in conjunction with an electronically controlled engine.

Purpose: This provision allows a refund for fuel consumed in an off-road manner when such use can be clearly documented.

(Dollar Amounts in Millions)

<i>Estimates:</i>	<u>2018-19</u>	<u>2019-20</u>	<u>2020-21</u>	<u>2021-22</u>	<u>2022-23</u>	<u>2023-24</u>	<u>2024-25</u>
	\$ 0.1	\$ 0.1	\$ 0.1	\$ 0.1	\$ 0.1	\$ 0.1	\$ 0.1

Beneficiaries: Approximately 20 taxpayers benefit from these tax expenditures.

DISCOUNT

Description: A distributor is permitted a variable percentage discount based on the gross tax due on the oil company franchise tax mills added by Act 89 of 2013. Returns and payments are generally due on or before the 20th day of each month for the preceding month's sales.

Purpose: This discount is intended to defray the cost of preparing and remitting the tax reports and payments.

(Dollar Amounts in Millions)

<i>Estimates:</i>	<u>2018-19</u>	<u>2019-20</u>	<u>2020-21</u>	<u>2021-22</u>	<u>2022-23</u>	<u>2023-24</u>	<u>2024-25</u>
	\$ 5.4	\$ 5.3	\$ 5.3	\$ 5.4	\$ 5.3	\$ 5.3	\$ 5.3

Beneficiaries: Approximately 830 distributors benefit from these tax expenditures.

FOREIGN DIPLOMATS

Description: Fuel purchased by foreign diplomats whose countries have entered into a treaty with the United States is exempt from payment of the tax.

Purpose: The commonwealth grants this exemption administratively at the request of the federal government.

(Dollar Amounts in Millions)

<i>Estimates:</i>	<u>2018-19</u>	<u>2019-20</u>	<u>2020-21</u>	<u>2021-22</u>	<u>2022-23</u>	<u>2023-24</u>	<u>2024-25</u>
	NA	NA	NA	NA	NA	NA	NA

Beneficiaries: The number of foreign diplomats benefiting from these tax expenditures is unknown but presumed to be nominal.

Motor License Fund Tax Expenditures

BUSES

Description: A bus company is entitled to a refund equal to 55 mills of the oil company franchise tax imposed on fuels consumed by motorbuses within this commonwealth.

Purpose: Act 3 of 1997 repealed the 6 cent surtax imposed on all motor carriers and replaced it with a 55 mill increase in the oil company franchise tax imposed on fuels. Since buses were historically exempt from the surtax, they have been granted a refund for the 55 mill surtax replacement effective January 1, 1999.

(Dollar Amounts in Millions)

<i>Estimates:</i>	<u>2018-19</u>	<u>2019-20</u>	<u>2020-21</u>	<u>2021-22</u>	<u>2022-23</u>	<u>2023-24</u>	<u>2024-25</u>
	\$ 0.5	\$ 0.5	\$ 0.5	\$ 0.5	\$ 0.5	\$ 0.5	\$ 0.5

Beneficiaries: Approximately 80 bus companies benefit from this tax expenditure.

MOTOR CARRIERS ROAD TAX / IFTA

Authorization: Chapter 96 of Title 75 of the Pennsylvania Consolidated Statutes.

The motor carriers road tax is equal to the current Pennsylvania oil company franchise tax or alternative fuels tax rate per gallon. Effective January 1, 1996, under Act 75 of 1995, Pennsylvania implemented the provisions of the International Fuel Tax Agreement (IFTA). Under IFTA, fuel consumed in “qualified motor vehicles” is subject to taxation at current rates. A qualified motor vehicle is a motor vehicle, other than a recreational vehicle, which is used, designed, or maintained for transportation of persons or property and which has two axles and a registered gross weight exceeding 26,000 pounds, three axles or more regardless of weight, or used in combination when the registered gross weight exceeds 26,000 pounds. IFTA provisions do not distinguish taxable use by vehicle types, only by weight and axle configuration. The following estimates reflect the full tax rate imposed.

Administrative Costs: Costs to administer the multiple tax expenditures associated with motor carrier road tax/IFTA cannot be identified separately. Tax expenditures are not believed to be a significant factor associated with the need for more compliance audits and contribute minimally to the length of time necessary to complete such audits.

(Dollar Amounts in Millions)

<i>Estimates:</i>	<u>2018-19</u>	<u>2019-20</u>	<u>2020-21</u>	<u>2021-22</u>	<u>2022-23</u>	<u>2023-24</u>	<u>2024-25</u>
	\$ 0.6	\$ 0.6	\$ 0.6	\$ 0.6	\$ 0.6	\$ 0.6	\$ 0.6

POLITICAL SUBDIVISIONS

Description: Vehicles operated by political subdivisions are exempt from the requirements of the motor carriers road tax.

Purpose: This exemption is an indirect means of assistance to local governments and may reduce the taxes levied by these entities.

(Dollar Amounts in Millions)

<i>Estimates:</i>	<u>2018-19</u>	<u>2019-20</u>	<u>2020-21</u>	<u>2021-22</u>	<u>2022-23</u>	<u>2023-24</u>	<u>2024-25</u>
	\$ 36.4	\$ 36.0	\$ 36.0	\$ 36.0	\$ 36.0	\$ 36.1	\$ 36.3

Beneficiaries: Approximately 3,130 governmental units benefit from this tax expenditure.

FARM VEHICLES

Description: Qualified motor vehicles bearing a Pennsylvania farm truck registration operating under restricted use, and farm vehicles exempt from registration, are exempt from the motor carriers road tax.

Purpose: This exemption allows farmers to provide agricultural products at a reduced cost.

(Dollar Amounts in Millions)

<i>Estimates:</i>	<u>2018-19</u>	<u>2019-20</u>	<u>2020-21</u>	<u>2021-22</u>	<u>2022-23</u>	<u>2023-24</u>	<u>2024-25</u>
	\$ 9.2	\$ 9.2	\$ 9.1	\$ 9.2	\$ 9.1	\$ 9.2	\$ 9.2

Beneficiaries: Individuals operating approximately 53,000 farms benefit from this tax expenditure.

Motor License Fund Tax Expenditures

EMERGENCY VEHICLES

Description: Fire, rescue, ambulance, and select other emergency vehicles are exempt from the motor carriers road tax.

Purpose: Emergency organizations provide public services that are perceived to benefit citizens. This exemption permits these services to be rendered at a reduced cost.

(Dollar Amounts in Millions)

<i>Estimates:</i>	<u>2018-19</u>	<u>2019-20</u>	<u>2020-21</u>	<u>2021-22</u>	<u>2022-23</u>	<u>2023-24</u>	<u>2024-25</u>
	\$ 17.1	\$ 16.9	\$ 16.9	\$ 16.9	\$ 16.9	\$ 16.9	\$ 17.1

Beneficiaries: Approximately 1,800 fire departments and an unknown number of other organizations benefit from this tax expenditure.

SPECIAL MOBILE EQUIPMENT

Description: Vehicles not designed or used primarily for the transportation of persons or property and that only incidentally operate or move over a highway, such as ditch digging apparatus, well-boring apparatus, earth moving and road construction machinery, are exempt from the motor carriers road tax.

Purpose: Exemption is granted to these vehicles because of their specialized off-highway use.

(Dollar Amounts in Millions)

<i>Estimates:</i>	<u>2018-19</u>	<u>2019-20</u>	<u>2020-21</u>	<u>2021-22</u>	<u>2022-23</u>	<u>2023-24</u>	<u>2024-25</u>
	Nominal	Nominal	Nominal	Nominal	Nominal	Nominal	Nominal

Beneficiaries: The owners of approximately 2,100 special mobile equipment vehicles benefit from this tax expenditure.

IMPLEMENTS OF HUSBANDRY

Description: A vehicle designed or adapted to be used exclusively for agricultural operations is exempt from the motor carriers road tax.

Purpose: This exemption allows the farmer to provide agricultural products at a reduced price.

(Dollar Amounts in Millions)

<i>Estimates:</i>	<u>2018-19</u>	<u>2019-20</u>	<u>2020-21</u>	<u>2021-22</u>	<u>2022-23</u>	<u>2023-24</u>	<u>2024-25</u>
	Nominal	Nominal	Nominal	Nominal	Nominal	Nominal	Nominal

Beneficiaries: The owners of approximately 190 implements of husbandry vehicles benefit from this tax expenditure.

Motor License Fund Tax Expenditures

CHARITABLE AND RELIGIOUS ORGANIZATIONS

Description: Vehicles operated by charitable and religious organizations are exempt from the motor carriers road tax.

Purpose: These organizations provide services which are perceived to benefit the general public. This exemption permits these services to be rendered at reduced cost.

(Dollar Amounts in Millions)

<i>Estimates:</i>	<u>2018-19</u>	<u>2019-20</u>	<u>2020-21</u>	<u>2021-22</u>	<u>2022-23</u>	<u>2023-24</u>	<u>2024-25</u>
	\$ 2.7	\$ 2.6	\$ 2.6	\$ 2.6	\$ 2.6	\$ 2.6	\$ 2.7

Beneficiaries: Approximately 25,200 charitable and religious organizations may benefit from this tax expenditure.

CHURCHES

Description: A motorbus owned by and registered to a church, exempt under section 1901 of Title 75, is exempt from the motor carriers road tax.

Purpose: These organizations provide services which are perceived to benefit the general public. This exemption permits these services to be rendered at reduced cost.

(Dollar Amounts in Millions)

<i>Estimates:</i>	<u>2018-19</u>	<u>2019-20</u>	<u>2020-21</u>	<u>2021-22</u>	<u>2022-23</u>	<u>2023-24</u>	<u>2024-25</u>
	NA	NA	NA	NA	NA	NA	NA

Beneficiaries: As many as 15,500 churches may benefit from this tax expenditure.

ELECTRIC COOPERATIVES

Description: Qualified motor vehicles operated by electric cooperatives are exempt from the motor carriers road tax.

Purpose: These cooperatives are nonprofit corporations organized to engage in rural electrification and are perceived to provide a public benefit. This exemption permits this service to be rendered at a reduced cost to the rate payers.

(Dollar Amounts in Millions)

<i>Estimates:</i>	<u>2018-19</u>	<u>2019-20</u>	<u>2020-21</u>	<u>2021-22</u>	<u>2022-23</u>	<u>2023-24</u>	<u>2024-25</u>
	NA	NA	NA	NA	NA	NA	NA

Beneficiaries: The 13 electric cooperatives in the commonwealth benefit from this tax expenditure.

Motor License Fund Tax Expenditures

VEHICLES NEEDING EMERGENCY REPAIRS

Description: A qualified motor vehicle needing emergency repairs, which was granted authorization from the Pennsylvania State Police to enter this commonwealth, is exempt from the motor carriers road tax.

Purpose: This exemption was granted due to the temporary emergency nature of the vehicle entering Pennsylvania for needed repairs.

(Dollar Amounts in Millions)

<i>Estimates:</i>	<u>2018-19</u>	<u>2019-20</u>	<u>2020-21</u>	<u>2021-22</u>	<u>2022-23</u>	<u>2023-24</u>	<u>2024-25</u>
	NA	NA	NA	NA	NA	NA	NA

Beneficiaries: The number of individuals benefiting from this tax expenditure is unknown.

VEHICLES SECURING REPAIRS OR RECONDITIONING

Description: Exemption from the motor carriers road tax is provided for unladen or towed motor vehicles or unladen trailers entering Pennsylvania solely for the purpose of securing repairs or reconditioning.

Purpose: This exemption was granted so as to not discourage vehicle owners from obtaining repairs or reconditioning of a vehicle from a Pennsylvania business.

(Dollar Amounts in Millions)

<i>Estimates:</i>	<u>2018-19</u>	<u>2019-20</u>	<u>2020-21</u>	<u>2021-22</u>	<u>2022-23</u>	<u>2023-24</u>	<u>2024-25</u>
	NA	NA	NA	NA	NA	NA	NA

Beneficiaries: The number of taxpayers benefiting from this tax expenditure is unknown.

SCHOOL BUSES

Description: Buses designed to carry 11 or more passengers used for the transportation of preprimary, primary, or secondary school students to or from public, private, or parochial schools, or school-related activities or events are exempt from the motor carriers road tax.

Purpose: Since state government indirectly subsidizes transporting school children, this exemption decreases state educational subsidy costs.

(Dollar Amounts in Millions)

<i>Estimates:</i>	<u>2018-19</u>	<u>2019-20</u>	<u>2020-21</u>	<u>2021-22</u>	<u>2022-23</u>	<u>2023-24</u>	<u>2024-25</u>
	\$ 14.7	\$ 14.6	\$ 14.6	\$ 14.6	\$ 14.6	\$ 14.6	\$ 14.7

Beneficiaries: Approximately 6,100 schools benefit from this tax expenditure.

Motor License Fund Tax Expenditures

RECREATIONAL VEHICLES

Description: Qualified motor vehicles, such as motor homes, pickup trucks with attached campers, and buses when used exclusively for personal pleasure by individuals, are exempt from the motor carriers road tax.

Purpose: The motor carrier road tax/IFTA requirements are intended to apply to selected commercial vehicles. This provision exempts personal use only vehicles which would otherwise be subject to these taxing requirements.

(Dollar Amounts in Millions)

<i>Estimates:</i>	<u>2018-19</u>	<u>2019-20</u>	<u>2020-21</u>	<u>2021-22</u>	<u>2022-23</u>	<u>2023-24</u>	<u>2024-25</u>
	NA	NA	NA	NA	NA	NA	NA

Beneficiaries: The number of taxpayers benefiting from this tax expenditure is unknown.

Motor License Fund Tax Expenditures

MOTOR VEHICLE CODE

Authorization: Title 75 of the Pennsylvania Consolidated Statutes.

The Motor Vehicle Code, contained Act 81 of 1976, became effective July 1, 1977. This amended Act 32 of 1959 known as The Vehicle Code. Contained in the Motor Vehicle Code are provisions for the titling, registration and licensing of vehicles, operation of vehicles, vehicle characteristics, and the administration and enforcement of the code.

Administrative Costs: Costs to administer the motor vehicle code tax expenditures are borne by the Department of Transportation and cannot be separately identified.

(Dollar Amounts in Millions)

<i>Estimates:</i>	<u>2018-19</u>	<u>2019-20</u>	<u>2020-21</u>	<u>2021-22</u>	<u>2022-23</u>	<u>2023-24</u>	<u>2024-25</u>
	\$ 0.1	\$ 0.1	\$ 0.1	\$ 0.1	\$ 0.1	\$ 0.1	\$ 0.1

VEHICLE REGISTRATIONS

Description: Specific entities that request the authority to operate a motor vehicle are granted a full or partial exemption from the registration fee. Not shown below are exempt categories with unknown numbers of vehicles which include, for example, mobile/modular homes and off road construction vehicles.

Purpose: This exemption provides relief to the organizations or individuals cited below. Many of those cited are dependent upon charitable contributions or augmented incomes. This exemption is also an indirect means of assistance to local governments and may reduce the taxes levied by these entities.

(Dollar Amounts in Millions)

<i>Estimates:</i>	<i>Disabled/Severely Disabled Veterans:</i>						
	<u>2018-19</u>	<u>2019-20</u>	<u>2020-21</u>	<u>2021-22</u>	<u>2022-23</u>	<u>2023-24</u>	<u>2024-25</u>
	\$ 0.3	\$ 0.3	\$ 0.3	\$ 0.4	\$ 0.4	\$ 0.4	\$ 0.4

Beneficiaries: The owners of approximately 6,100 vehicles benefit from this tax expenditure.

Charitable Organizations:

	<u>2018-19</u>	<u>2019-20</u>	<u>2020-21</u>	<u>2021-22</u>	<u>2022-23</u>	<u>2023-24</u>	<u>2024-25</u>
	\$ 1.5	\$ 1.5	\$ 1.5	\$ 1.6	\$ 1.6	\$ 1.7	\$ 1.7

Beneficiaries: The owners of approximately 17,300 vehicles benefit from this tax expenditure.

Former Prisoners of War:

	<u>2018-19</u>	<u>2019-20</u>	<u>2020-21</u>	<u>2021-22</u>	<u>2022-23</u>	<u>2023-24</u>	<u>2024-25</u>
	Nominal	Nominal	Nominal	Nominal	Nominal	Nominal	Nominal

Beneficiaries: The owners of approximately 120 vehicles benefit from this tax expenditure.

Farm Trucks:

	<u>2018-19</u>	<u>2019-20</u>	<u>2020-21</u>	<u>2021-22</u>	<u>2022-23</u>	<u>2023-24</u>	<u>2024-25</u>
	\$ 4.9	\$ 5.0	\$ 5.1	\$ 5.2	\$ 5.3	\$ 5.5	\$ 5.5

Beneficiaries: The owners of approximately 7,500 farm trucks benefit from this tax expenditure.

Motor License Fund Tax Expenditures

Commercial Implements of Husbandry:

<u>2018-19</u>	<u>2019-20</u>	<u>2020-21</u>	<u>2021-22</u>	<u>2022-23</u>	<u>2023-24</u>	<u>2024-25</u>
\$ 0.1	\$ 0.1	\$ 0.1	\$ 0.1	\$ 0.2	\$ 0.2	\$ 0.2

Beneficiaries: The owners of approximately 200 commercial implements of husbandry vehicles benefit from this tax expenditure.

Emergency Vehicles:

<u>2018-19</u>	<u>2019-20</u>	<u>2020-21</u>	<u>2021-22</u>	<u>2022-23</u>	<u>2023-24</u>	<u>2024-25</u>
\$ 8.0	\$ 8.2	\$ 8.3	\$ 8.5	\$ 8.6	\$ 8.9	\$ 9.0

Beneficiaries: Organizations owning approximately 13,600 vehicles benefit from this tax expenditure.

Political Subdivisions:

<u>2018-19</u>	<u>2019-20</u>	<u>2020-21</u>	<u>2021-22</u>	<u>2022-23</u>	<u>2023-24</u>	<u>2024-25</u>
\$ 26.6	\$ 27.4	\$ 27.6	\$ 28.4	\$ 28.7	\$ 29.7	\$ 30.0

Beneficiaries: Approximately 3,130 governmental units benefit from this tax expenditure.

Older Pennsylvanians:

<u>2018-19</u>	<u>2019-20</u>	<u>2020-21</u>	<u>2021-22</u>	<u>2022-23</u>	<u>2023-24</u>	<u>2024-25</u>
\$ 3.9	\$ 4.2	\$ 4.4	\$ 4.7	\$ 5.0	\$ 5.4	\$ 5.6

Beneficiaries: Older Pennsylvanians owning approximately 106,000 vehicles benefit from this tax expenditure.

CARNIVAL TRUCKS/TRUCK TRACTORS

Description: Owners who document with the Department of Transportation that the truck or tractor is used exclusively for the purpose of transporting circus or carnival personnel, equipment, or machinery are granted a reduced registration fee.

Purpose: The reduced registration fee provides partial relief for those vehicles being used only between April 1 and September 30.

(Dollar Amounts in Millions)

<i>Estimates:</i>	<u>2018-19</u>	<u>2019-20</u>	<u>2020-21</u>	<u>2021-22</u>	<u>2022-23</u>	<u>2023-24</u>	<u>2024-25</u>
	Nominal	Nominal	Nominal	Nominal	Nominal	Nominal	Nominal

Beneficiaries: The owners of approximately 60 carnival vehicles benefit from this tax expenditure.

Motor License Fund Tax Expenditures

BRIDGE PERMITS

Description: Bridges on state owned rights-of-way need periodic maintenance and construction work. Permits are issued, for a fee, by the state to perform such work. The commonwealth administratively grants an exemption from the permit fee to political subdivisions who are performing work for the state.

Purpose: This exemption is an indirect means of assistance to local governments and may reduce the taxes levied by these entities.

(Dollar Amounts in Millions)

<i>Estimates:</i>	<u>2018-19</u>	<u>2019-20</u>	<u>2020-21</u>	<u>2021-22</u>	<u>2022-23</u>	<u>2023-24</u>	<u>2024-25</u>
	Nominal	Nominal	Nominal	Nominal	Nominal	Nominal	Nominal

Beneficiaries: As many as 3,130 political subdivisions may benefit from this tax expenditure.

HAULING PERMITS

Description: Permits, for which a fee is charged, are issued to firms that wish to haul loads that exceed the maximum size or weight specifications of certain highways and bridges. The commonwealth administratively grants an exemption from the permit fee to political subdivisions.

Purpose: This exemption is an indirect means of assistance to local governments and may reduce the taxes levied by these entities.

(Dollar Amounts in Millions)

<i>Estimates:</i>	<u>2018-19</u>	<u>2019-20</u>	<u>2020-21</u>	<u>2021-22</u>	<u>2022-23</u>	<u>2023-24</u>	<u>2024-25</u>
	Nominal	Nominal	Nominal	Nominal	Nominal	Nominal	Nominal

Beneficiaries: As many as 3,130 political subdivisions may benefit from this tax expenditure.

POLICE ACCIDENT REPORTS

Description: Traffic accident reports are generated as a result of any accident where there is bodily injury or death or if one or more vehicles must be towed from the scene. A fee is charged to obtain a copy of the police accident report. The commonwealth administratively grants an exemption for paying an accident report fee to political subdivisions.

Purpose: This exemption provides local prosecuting officials an aid in law enforcement.

(Dollar Amounts in Millions)

<i>Estimates:</i>	<u>2018-19</u>	<u>2019-20</u>	<u>2020-21</u>	<u>2021-22</u>	<u>2022-23</u>	<u>2023-24</u>	<u>2024-25</u>
	Nominal	Nominal	Nominal	Nominal	Nominal	Nominal	Nominal

Beneficiaries: As many as 3,130 political subdivisions may benefit from this tax expenditure.

UNEMPLOYMENT COMPENSATION INSURANCE TAX

Administrative Costs: The costs of administering the tax expenditure associated with the unemployment compensation insurance tax are nominal.

LIMITATION OF THE TAXABLE WAGE BASE

Authorization: Act of December 5, 1936 (2nd special session, 1937 P.L. 2897, No. 1), 4(x)(1), as amended, 43 P.S. 753(x)(1).

The purpose of the tax is to provide a fund from which compensation is paid to workers who have become unemployed through no fault of their own. Contributions are required to be made by all employers who pay wages to individuals working in Pennsylvania and whose services are covered under the unemployment compensation law. This tax may include employee contributions withheld by employers from each employee's gross wages. The Pennsylvania Unemployment Compensation Law is administered by the Department of Labor and Industry.

Description: The commonwealth's unemployment compensation law provides for a limitation of the taxable wage base to the first \$10,000 of wages paid to each employee during a calendar year by an employer. This amount has increased annually from \$8,000 in calendar year 2012 to its current level, set in 2018. All state governments are required by the federal government to tax at least the first \$7,000 of subject wages. Many states, including Pennsylvania, have chosen to keep their bases close to the federal minimum. The estimate represents the cost of this limitation as measured by the difference between contributions based on taxable wages and contributions based on total wages. In 1988, legislation was enacted which provides for a "trigger" mechanism to regulate employer and employee contributions. The trigger mechanism, working in conjunction with the experience rating system, would change tax rates in response to a change in the taxable wage base. The methodology used for this estimate does not incorporate the changes that would occur to the tax rates as a result of tax base changes. Projected tax rates were used to estimate contributions based on currently taxable wages. The same tax rates were used to estimate contributions based on total wages paid by contributory employers. Due to an expected decrease in unemployment compensation debt repayment expenses in 2020, out year tax expenditure figures decline.

Purpose: The limitation on taxable wages limits growth in employer tax liabilities that would otherwise occur as wages rise.

(Dollar Amounts in Millions)

<i>Estimates:</i>	<u>2018-19</u>	<u>2019-20</u>	<u>2020-21</u>	<u>2021-22</u>	<u>2022-23</u>	<u>2023-24</u>	<u>2024-25</u>
	\$9,521.3	\$8,500.0	\$7,771.4	\$8,010.2	\$8,314.3	\$8,617.0	\$8,946.0

Beneficiaries: Pennsylvania's unemployment compensation tax system is intended to generate a sufficient amount of revenue to meet annual benefit payments. In general, under the current system, an employer with higher wage employees pays on a smaller percentage of total wages. If the taxable wage base were total wages paid to employees, the employer with the higher employee wages would have to pay a greater amount in taxes.

As of the first quarter of 2019, there were 282,461 contributory employers to the Unemployment Compensation Fund. The following is a breakdown of these employers according to major industry division¹:

Natural Resources and Mining	3,289	Financial Activities.....	19,396
Construction	28,832	Professional and Business Services	57,639
Manufacturing	13,347	Education and Health Services	42,652
Trade.....	46,125	Leisure and Hospitality	27,767
Transportation, Warehousing, Utilities....	8,394	Other Services	29,621
Information	4,144	Local Government.....	1,246

¹Based on NAICS industry classification. Data may not add to totals due to the unavailability of industry classification for some employers.

PUBLIC TRANSPORTATION ASSISTANCE FUND

Authorization: Article XXIII of the Tax Reform Code of 1971 (P.L. 6, No. 2), as amended.

The Public Transportation Assistance Fund provides for the capital, asset maintenance, and certain other transportation needs of the commonwealth's public transit entities.

Fund revenues are derived from a motor vehicle lease tax; a motor vehicle rental fee; a fee on the sale of new tires; 0.44 percent of total sales and use tax receipts in lieu of the repealed periodicals tax; 0.09 percent of total sales and use tax receipts in lieu of the repealed lease tax on class four and above motor carriers; and 0.417 percent of sales and use tax in lieu of transfers from the public utility realty tax (PURTA) and the utilities gross receipts tax. By provisions of Act 46 of 2003, beginning in fiscal year 2003-04, revenues associated with the 7.6 mills of PURTA, previously transferred to this fund, will remain in the General Fund. Act 138 of 1996 (electric competition) provided for transfers from the utility gross receipts tax to the Public Transportation Assistance Fund beginning in fiscal year 1998-99. Act 46 of 2003 repealed this transfer effective for fiscal year 2003-04 and forward. Certain entities and transactions are exempt from these taxes and fees. With the exception of the fee on tires and the class 4 and above motor carrier tax expenditure, the remaining tax expenditures parallel those in the General Fund sales and use tax expenditures.

Administrative Costs: Administrative costs are believed to be nominal.

MOTOR VEHICLE LEASE TAX AND MOTOR VEHICLE RENTAL FEE

The commonwealth levies a three percent tax on the total price charged for each lease of a motor vehicle subject to tax under Article II of the Tax Reform Code of 1971.

A fee of \$2 per day is imposed on each rental of a motor vehicle subject to tax under Article II of the Tax Reform Code of 1971, with exceptions for carsharing rates. Act 43 of 2017 allows for a prorated fee for partial day carsharing service rentals using the following schedule: 25 cents for a period of less than two hours, 50 cents for a period of two to three hours, and \$1.25 cents for a period of three to four hours. Any rental period over four hours would incur the full \$2.00 per day fee for vehicle rentals

COMMON CARRIERS

Description: Vehicles leased or rented by a public utility, engaged in business as a common carrier, to be used in rendering utility services, are exempt from taxation. Since the enactment of the Federal Aviation Act, effective January 1, 1995, Pennsylvania has recognized contract carriers as common carriers. Household goods carriers and private carriers remain taxable.

Purpose: Without this exemption, the tax would be built into the rate base of these types of public utility services and, ultimately, passed on to consumers. Therefore, this exemption reduces the overall cost of utility services that are considered to be basic necessities.

(Dollar Amounts in Millions)

<i>Estimates:</i>	Motor Vehicle Leases:						
	<u>2018-19</u>	<u>2019-20</u>	<u>2020-21</u>	<u>2021-22</u>	<u>2022-23</u>	<u>2023-24</u>	<u>2024-25</u>
	NA	NA	NA	NA	NA	NA	NA
	Motor Vehicle Rentals:						
	<u>2018-19</u>	<u>2019-20</u>	<u>2020-21</u>	<u>2021-22</u>	<u>2022-23</u>	<u>2023-24</u>	<u>2024-25</u>
	NA	NA	NA	NA	NA	NA	NA

Beneficiaries: Approximately 7,500 common carriers could benefit from this tax expenditure.

SCHOOL BUSES

Description: The lease or rental of school buses is exempt from taxation. These buses must be used exclusively for the transportation of children for school purposes. The provision is extended to persons who have contracts with school districts to transport children. For the purposes of this analysis, the majority of these contracts are assumed to be leases.

Purpose: The costs of transporting school children are directly borne by school districts and indirectly by state government through subsidy programs. This exemption, while limiting state Public Transportation Assistance Fund revenues, decreases state educational subsidy costs.

(Dollar Amounts in Millions)

<i>Estimates:</i>	Motor Vehicle Leases:						
	<u>2018-19</u>	<u>2019-20</u>	<u>2020-21</u>	<u>2021-22</u>	<u>2022-23</u>	<u>2023-24</u>	<u>2024-25</u>
	\$ 2.9	\$ 2.9	\$ 2.9	\$ 2.9	\$ 2.9	\$ 2.9	\$ 2.9
	Motor Vehicle Rentals:						
	<u>2018-19</u>	<u>2019-20</u>	<u>2020-21</u>	<u>2021-22</u>	<u>2022-23</u>	<u>2023-24</u>	<u>2024-25</u>
	\$ 0.1	\$ 0.1	\$ 0.1	\$ 0.1	\$ 0.1	\$ 0.1	\$ 0.1

Beneficiaries: Approximately 6,100 schools may benefit from this tax expenditure.

MOTOR CARRIERS (CLASS 4 AND ABOVE)

Description: Motor carriers in vehicle classes 4 and above are exempt from the motor vehicle lease tax.

Purpose: This exemption benefits those entities engaged in commercial leasing. Presumably, many of these vehicles are operated as common carriers that are normally treated as a utility service.

(Dollar Amounts in Millions)

<i>Estimates:</i>	Motor Vehicle Leases:						
	<u>2018-19</u>	<u>2019-20</u>	<u>2020-21</u>	<u>2021-22</u>	<u>2022-23</u>	<u>2023-24</u>	<u>2024-25</u>
	NA	NA	NA	NA	NA	NA	NA

Beneficiaries: The owners of approximately 469,000 motor carrier vehicles (class 4 and above) could benefit from this tax expenditure.

Special Fund Tax Expenditures

EXEMPT ORGANIZATIONS

Description: The lease or rental of personal property to or for use by any charitable organization, volunteer fireman's organization, nonprofit educational institution, or religious organization is exempt from taxation. Transactions unrelated to the trade or business of such organizations are taxable.

Purpose: These organizations provide public and charitable services that are perceived to benefit the general public. This exemption permits these services to be rendered at reduced cost.

(Dollar Amounts in Millions)

Estimates:

Motor Vehicle Leases:							
<u>2018-19</u>	<u>2019-20</u>	<u>2020-21</u>	<u>2021-22</u>	<u>2022-23</u>	<u>2023-24</u>	<u>2024-25</u>	
NA	NA	NA	NA	NA	NA	NA	

Motor Vehicle Rentals:							
<u>2018-19</u>	<u>2019-20</u>	<u>2020-21</u>	<u>2021-22</u>	<u>2022-23</u>	<u>2023-24</u>	<u>2024-25</u>	
NA	NA	NA	NA	NA	NA	NA	

Beneficiaries: Approximately 32,200 organizations may benefit from this tax expenditure.

EXEMPT GOVERNMENTAL UNITS

Description: The lease or rental of personal property to or for use by the federal government, the commonwealth, or its instrumentalities or political subdivisions is exempt from taxation. Based on the criteria adopted to define tax expenditures, federal transactions are not included in this study. Commonwealth transactions are also excluded because revenues would offset expenditures with no net effect. The estimates, therefore, represent local government tax expenditures.

Purpose: This exemption is an indirect means of assistance to local governments and may reduce the taxes levied by these entities.

(Dollar Amounts in Millions)

Estimates:

Motor Vehicle Leases:							
<u>2018-19</u>	<u>2019-20</u>	<u>2020-21</u>	<u>2021-22</u>	<u>2022-23</u>	<u>2023-24</u>	<u>2024-25</u>	
\$ 1.4	\$ 1.5	\$ 1.6	\$ 1.6	\$ 1.7	\$ 1.7	\$ 1.8	

Motor Vehicle Rentals:							
<u>2018-19</u>	<u>2019-20</u>	<u>2020-21</u>	<u>2021-22</u>	<u>2022-23</u>	<u>2023-24</u>	<u>2024-25</u>	
\$ 0.5	\$ 0.5	\$ 0.5	\$ 0.5	\$ 0.5	\$ 0.6	\$ 0.6	

Beneficiaries: Approximately 3,130 political subdivisions may benefit from this tax expenditure.

VENDOR DISCOUNT

Description: A licensed vendor is permitted a one percent discount as a credit against the gross amount of tax collected provided that a tax return, with full payment due the department, is filed or postmarked on or before the due date. Nearly all tax returns are due 20 days after the end of a collection period.

Purpose: This provision is intended to defray the vendor's cost of collecting and remitting the motor vehicle lease tax and motor vehicle rental fee.

(Dollar Amounts in Millions)

<i>Estimates:</i>	<u>2018-19</u>	<u>2019-20</u>	<u>2020-21</u>	<u>2021-22</u>	<u>2022-23</u>	<u>2023-24</u>	<u>2024-25</u>
	\$ 1.4	\$ 1.5	\$ 1.6	\$ 1.7	\$ 1.8	\$ 1.9	\$ 2.0

Beneficiaries: Approximately 900 vendors may benefit from this tax expenditure.

TIRE FEE

The commonwealth imposes a \$1 fee per tire on each sale of new tires intended for highway use.

EXEMPT GOVERNMENTAL UNITS

Description: The sale of new tires to or for use by the federal government, the commonwealth, or its instrumentalities or political subdivisions is exempt from taxation. Based on the criteria adopted to define tax expenditures, federal transactions are not included in this study. Commonwealth transactions are also excluded because revenues would offset expenditures with no net effect. The estimates, therefore, represent only local government tax expenditures.

Purpose: This exemption is an indirect means of assistance to local governments and may reduce the taxes levied by these entities.

(Dollar Amounts in Millions)

<i>Estimates:</i>	<u>2018-19</u>	<u>2019-20</u>	<u>2020-21</u>	<u>2021-22</u>	<u>2022-23</u>	<u>2023-24</u>	<u>2024-25</u>
	Nominal	Nominal	Nominal	Nominal	Nominal	Nominal	Nominal

Beneficiaries: Approximately 3,130 political subdivisions may benefit from this tax expenditure.

VENDOR DISCOUNT

Description: A licensed vendor is permitted a one percent discount as a credit against the gross amount of tax collected provided that a tax return, with full payment due the department, is filed or postmarked on or before the due date. Nearly all tax returns are due 20 days after the end of a collection period.

Purpose: This provision is intended to defray the vendor's cost of collecting and remitting the tire fee.

(Dollar Amounts in Millions)

<i>Estimates:</i>	<u>2018-19</u>	<u>2019-20</u>	<u>2020-21</u>	<u>2021-22</u>	<u>2022-23</u>	<u>2023-24</u>	<u>2024-25</u>
	\$ 0.1	\$ 0.1	\$ 0.1	\$ 0.1	\$ 0.1	\$ 0.2	\$ 0.2

Beneficiaries: Approximately 4,310 vendors may benefit from this tax expenditure.

RACING FUND

Authorization: Article XXVIII-D of the Administrative Code of 1929 (P.L. 177, No. 175), as amended.

The Racing Fund, a special revenue fund, is comprised of monies received from taxes, licenses and fees, and miscellaneous revenues collected by the State Racing Commissions derived from the regulation of harness and horse racing. Prior to December 30, 1983, thoroughbred racing tax revenues consisted of wagering, breakage, and admissions taxes. Harness racing tax revenues consisted of wagering and admissions taxes as assessed by the Race Horse Industry Reform Act (Act 135 of December 17, 1981). The Harness Racing Fund and the Horse Racing Fund were combined into the Racing Fund by Act 93 of 1983. This act also amended portions of the Race Horse Industry Reform Act relating to taxation. Act 7 of 2016, amending the Administrative Code of 1929, repealed the Race Horse Industry Reform Act (Act 135 of 1981) and replaced it with Article XXVIII-D, Race Horse Industry Reform.

The Racing Fund contains no tax expenditures as defined by this tax expenditure analysis.

– THIS PAGE INTENTIONALLY LEFT BLANK –



Commonwealth of Pennsylvania

Governor's Executive Budget

DEPARTMENT PRESENTATIONS

This section provides detailed expenditure information by agency, program and funding source. Each department presentation includes a Summary by Fund and Appropriation, Program Funding Summary, program subcategory information and Program Measures.

The Summary by Fund and Appropriation presentation is organized by fund, character of expenditures, state appropriation and the federal funds, augmentations and other funds that supplement the activities funded by each state appropriation. Three fiscal years are displayed. The Program Funding Summary presents general, special, federal and other funding organized by program subcategory. Each program subcategory includes a program objective, a narrative describing program activities and services, funding recommendations that identify increases or decreases over available year funding, and a list of state appropriations that support the activities within the program. Program Measures is the last section in the agency presentation and is a seven-year presentation of performance measures that identify program activities and outcomes and the impact the proposed budget is expected to have on those activities and outcomes.

– THIS PAGE INTENTIONALLY LEFT BLANK –



GOVERNOR'S OFFICE

The [governor](#) directs and coordinates the work of state government and guides the programs of the agencies in the direction that ensures compliance with existing law, definable needs and administration goals.

Programs and Goals

Executive Direction: *To provide an effective administrative system through which the substantive program goals of the commonwealth can be accomplished.*

Summary by Fund and Appropriation

(Dollar Amounts in Thousands)

	2018-19 ACTUAL	2019-20 AVAILABLE	2020-21 BUDGET
GENERAL FUND:			
<i>General Government:</i>			
Governor's Office	\$ 6,548	\$ 6,872	\$ 7,516
(A)Office of Performance Through Excellence (OPTE).....	1,224	1,498	2,100
Subtotal - State Funds.....	\$ 6,548	\$ 6,872	\$ 7,516
Subtotal - Augmentations.....	1,224	1,498	2,100
Total - General Government.....	<u>\$ 7,772</u>	<u>\$ 8,370</u>	<u>\$ 9,616</u>
STATE FUNDS.....	\$ 6,548	\$ 6,872	\$ 7,516
AUGMENTATIONS.....	1,224	1,498	2,100
GENERAL FUND TOTAL	<u>\$ 7,772</u>	<u>\$ 8,370</u>	<u>\$ 9,616</u>

Program Funding Summary

(Dollar Amounts in Thousands)

	2018-19 Actual	2019-20 Available	2020-21 Budget	2021-22 Estimated	2022-23 Estimated	2023-24 Estimated	2024-25 Estimated
EXECUTIVE DIRECTION							
GENERAL FUND.....	\$ 6,548	\$ 6,872	\$ 7,516	\$ 7,516	\$ 7,516	\$ 7,516	\$ 7,516
MOTOR LICENSE FUND.....	0	0	0	0	0	0	0
LOTTERY FUND.....	0	0	0	0	0	0	0
FEDERAL FUNDS.....	0	0	0	0	0	0	0
AUGMENTATIONS.....	1,224	1,498	2,100	2,100	2,100	2,100	2,100
RESTRICTED.....	0	0	0	0	0	0	0
OTHER FUNDS.....	0	0	0	0	0	0	0
SUBCATEGORY TOTAL.....	\$ 7,772	\$ 8,370	\$ 9,616	\$ 9,616	\$ 9,616	\$ 9,616	\$ 9,616
ALL PROGRAMS:							
GENERAL FUND.....	\$ 6,548	\$ 6,872	\$ 7,516	\$ 7,516	\$ 7,516	\$ 7,516	\$ 7,516
MOTOR LICENSE FUND.....	0	0	0	0	0	0	0
LOTTERY FUND.....	0	0	0	0	0	0	0
FEDERAL FUNDS.....	0	0	0	0	0	0	0
AUGMENTATIONS.....	1,224	1,498	2,100	2,100	2,100	2,100	2,100
RESTRICTED.....	0	0	0	0	0	0	0
OTHER FUNDS.....	0	0	0	0	0	0	0
DEPARTMENT TOTAL.....	\$ 7,772	\$ 8,370	\$ 9,616	\$ 9,616	\$ 9,616	\$ 9,616	\$ 9,616

Program: Executive Direction

Goal: To provide an effective administrative system through which the substantive program goals of the commonwealth can be accomplished.

The Pennsylvania Constitution vests the executive authority of the commonwealth in the governor. It is the duty of the governor to ensure that the laws of the commonwealth are faithfully executed. The governor submits an annual budget to the general assembly and performs all other functions required of this office as delegated by the state constitution and in law.

This program also provides for the [Governor's Residence](#). The Residence is used for state functions and is available as a domicile for the governor and the first family. The expenses for official functions, as well as those essential to managing a household, are paid from the Governor's Office appropriation, while maintenance of the Residence is primarily the responsibility of the Department of General Services. Equipment, supplies (except food) and housekeeping services are provided by the department.

Roles of the [Governor's Office](#) include:

- Faithfully executing commonwealth law;
- Acting as Commander-in-Chief of military forces of the commonwealth;
- Appointing agency heads and officers and filling vacancies;
- Signing or vetoing bills passed by legislature;
- Convening special legislative sessions for specific purposes; and
- Making policy recommendations.

The office is focused on leading the executive branch to accomplish government that works, schools that teach and jobs that pay. Many of these initiatives have led to government reform, school investment, job growth, improvements in health care, senior protection, infrastructure improvement, battling opioid abuse, supporting veterans, environmental protection, agriculture growth, strengthening public safety and reforming the criminal justice system.

Program Recommendations:

This budget recommends the following changes: (Dollar Amounts in Thousands)

Governor's Office
 \$ 644 —to continue current program.

Appropriations within this Program:

(Dollar Amounts in Thousands)

	2018-19 Actual	2019-20 Available	2020-21 Budget	2021-22 Estimated	2022-23 Estimated	2023-24 Estimated	2024-25 Estimated
GENERAL FUND:							
Governor's Office.....	\$ 6,548	\$ 6,872	\$ 7,516	\$ 7,516	\$ 7,516	\$ 7,516	\$ 7,516



LIEUTENANT GOVERNOR

The mission of the [lieutenant governor](#) is to perform legislative and administrative functions as delegated by the Pennsylvania Constitution and the governor.

The lieutenant governor serves as President of the Senate and Chairman of the Board of Pardons. In case of the death, conviction on impeachment, failure to qualify or resignation of the governor, the lieutenant governor will become governor for the remainder of the term. In case of the disability of the governor, the powers, duties and emoluments of the office will transfer to the lieutenant governor until the disability is removed.

Programs and Goals

Executive Direction: *To provide an effective administrative system through which substantive programs of the agency can be accomplished.*

Summary by Fund and Appropriation

(Dollar Amounts in Thousands)

	2018-19 ACTUAL	2019-20 AVAILABLE	2020-21 BUDGET
GENERAL FUND:			
<i>General Government:</i>			
Lieutenant Governor's Office.....	\$ 1,043	\$ 1,394	\$ 1,352
Board of Pardons.....	770	1,437	931
Total - General Government.....	<u>\$ 1,813</u>	<u>\$ 2,831</u>	<u>\$ 2,283</u>
GENERAL FUND TOTAL.....	<u>\$ 1,813</u>	<u>\$ 2,831</u>	<u>\$ 2,283</u>

Program Funding Summary

(Dollar Amounts in Thousands)

	2018-19 Actual	2019-20 Available	2020-21 Budget	2021-22 Estimated	2022-23 Estimated	2023-24 Estimated	2024-25 Estimated
EXECUTIVE DIRECTION							
GENERAL FUND.....	\$ 1,813	\$ 2,831	\$ 2,283	\$ 2,283	\$ 2,283	\$ 2,283	\$ 2,283
MOTOR LICENSE FUND.....	0	0	0	0	0	0	0
LOTTERY FUND.....	0	0	0	0	0	0	0
FEDERAL FUNDS.....	0	0	0	0	0	0	0
AUGMENTATIONS.....	0	0	0	0	0	0	0
RESTRICTED.....	0	0	0	0	0	0	0
OTHER FUNDS.....	0	0	0	0	0	0	0
SUBCATEGORY TOTAL.....	\$ 1,813	\$ 2,831	\$ 2,283	\$ 2,283	\$ 2,283	\$ 2,283	\$ 2,283
ALL PROGRAMS:							
GENERAL FUND.....	\$ 1,813	\$ 2,831	\$ 2,283	\$ 2,283	\$ 2,283	\$ 2,283	\$ 2,283
MOTOR LICENSE FUND.....	0	0	0	0	0	0	0
LOTTERY FUND.....	0	0	0	0	0	0	0
FEDERAL FUNDS.....	0	0	0	0	0	0	0
AUGMENTATIONS.....	0	0	0	0	0	0	0
RESTRICTED.....	0	0	0	0	0	0	0
OTHER FUNDS.....	0	0	0	0	0	0	0
DEPARTMENT TOTAL.....	\$ 1,813	\$ 2,831	\$ 2,283	\$ 2,283	\$ 2,283	\$ 2,283	\$ 2,283

Program: Executive Direction

Goal: To provide an effective administrative system through which substantive programs of the agency can be accomplished.

The duties of the Office of Lieutenant Governor, as prescribed by the state constitution, include presiding over the Senate; assuming the Office of Governor for the remainder of governor's term, if necessary, as a result of the death, conviction on impeachment, failure to qualify or resignation of the governor; and serving as chairman of the Pennsylvania [Board of Pardons](#), which reviews applications for reprieve, commutation of sentences and pardons. Through statute, the lieutenant governor

also serves as a member of the [Pennsylvania Military Community Enhancement Commission](#) and has served as the chairman. Also, under statute, the lieutenant governor serves as chairperson of the [Local Government Advisory Committee](#), which advises the Center for Local Government Services in the Department of Community and Economic Development and the governor's administration on the needs and concerns of local government entities.

Program Recommendations:

This budget recommends the following changes: (Dollar Amounts in Thousands)

	Lieutenant Governor's Office		Board of Pardons
\$	—42	—to continue current program.	\$
			—6
			—500
			\$
			—506
			<i>Appropriation Decrease</i>

Appropriations within this Program:

(Dollar Amounts in Thousands)

	2018-19 Actual	2019-20 Available	2020-21 Budget	2021-22 Estimated	2022-23 Estimated	2023-24 Estimated	2024-25 Estimated
GENERAL FUND:							
Lieutenant Governor's Office.....	\$ 1,043	\$ 1,394	\$ 1,352	\$ 1,352	\$ 1,352	\$ 1,352	\$ 1,352
Board of Pardons.....	770	1,437	931	931	931	931	931
TOTAL GENERAL FUND	\$ 1,813	\$ 2,831	\$ 2,283	\$ 2,283	\$ 2,283	\$ 2,283	\$ 2,283



EXECUTIVE OFFICES

The mission of the Executive Offices is to assist the governor in the administration of state government.

The Office of Administration performs central management duties and provides coordinated information technology strategies. The Office of the Budget performs central financial management duties, prepares the annual Governor's Executive Budget and provides comptroller services for most commonwealth agencies. The Office of General Counsel provides legal counsel for state agencies. The Office of State Inspector General investigates suspected improper use of state resources and recovers funds disbursed as a result of welfare benefits fraud or overpayment. The Human Relations Commission promotes equal opportunities in employment, housing, public accommodations and education. The Council on the Arts promotes the development of the arts in Pennsylvania. The Juvenile Court Judges' Commission provides technical and financial assistance to county court juvenile probation programs.

Programs and Goals

Executive Direction: *To provide an effective administrative system through which the substantive programs of the commonwealth can be executed.*

Legal Services: *To provide legal advice to the governor and the cabinet, and to supervise, coordinate and administer legal services for the commonwealth.*

Prevention and Elimination of Discriminatory Practices: *To ensure equal opportunities and participation for all individuals regardless of race, religion, color, creed, handicap or disability, ancestry, national origin, familial status, age or sex in all areas of employment, housing, credit, commercial property, public accommodations and education.*

Development of Artists and Audiences: *To strengthen the cultural, educational, and economic vitality of Pennsylvania's communities through the arts.*

Reintegration of Juvenile Delinquents: *To reduce the recurrence of juvenile delinquency through replacement of criminal behavior with socially acceptable behavior.*

Summary by Fund and Appropriation

(Dollar Amounts in Thousands)

GENERAL FUND:

General Government:

	2018-19 ACTUAL	2019-20 AVAILABLE	2020-21 BUDGET
Office of Administration	\$ 6,156	\$ 9,724	\$ 10,588
(F)NSTIC Grant.....	225	0	0
(F)Information Sharing Initiative.....	246	0	0
(F)JNET AOPC E-Filing Rewrite (EA).....	441	441	306
(F)JNET NCHIP (EA).....	0	1,190	0
(F)JNET Recidivator (EA).....	0	150	0
(F)JNET Electronic Reporting Improvements (EA).....	107	0	0
(F)JNET Inter-County Case Transfer (EA).....	45	0	0
(F)Homeland Security Grant Program (EA).....	134	134	0
(A)HR Shared Services.....	68,477	83,522	83,350
(A)External HR Services.....	2,865	0	0
(A)Labor Relations.....	1,876	0	0
(A)Temporary Clerical Pool.....	4,594	5,971	6,178
(A)Benefit Administration.....	1,786	3,485	3,880
(A)Workplace Support Division (SEAP).....	3,181	3,450	3,564
(A)Agency Services.....	1,133	1,227	1,242
(A)Managing for Government Responsiveness Training.....	77	325	325
(A)CDL Drug and Alcohol Testing.....	310	360	310
(A)Group Life Insurance Program Commissions.....	100	100	100
(A)Leadership Development Institute.....	76	80	80
(A)IT Shared Services.....	201,573	231,996	232,000
(A)Integrated Enterprise System.....	37,144	44,267	39,829
(A)Software Services.....	18,723	21,712	21,227
(R)Agency IT Projects (EA).....	10,209	12,500	12,500
Subtotal.....	\$ 359,478	\$ 420,634	\$ 415,479
Medicare Part B Penalties	100 a	0	0
Commonwealth Technology Services	16,954 a	0	0
Civil Service Commission:			
(R)Fees From Agencies (EA).....	11,781	5,012	4,930
(R)Special Merit System Services (EA).....	578	264	219
Subtotal.....	\$ 12,359	\$ 5,276	\$ 5,149
Office of Inspector General	4,070	4,450	4,778
(A)Reimbursements for Special Fund Investigations.....	1,111	1,111	1,111
Subtotal.....	\$ 5,181	\$ 5,561	\$ 5,889
Inspector General - Welfare Fraud	11,883	12,027	13,214
(F)SNAP - Program Accountability.....	7,000	7,000	7,000
(F)Medical Assistance - Program Accountability.....	5,500	5,500	5,500
(F)TANFBG - Program Accountability.....	1,500	1,500	1,500
(F)CCDFBG - Subsidized Day Care Fraud.....	905	905	905
Subtotal.....	\$ 26,788	\$ 26,932	\$ 28,119
Office of the Budget	19,903	19,199	20,187
(F)Federal Grant Award Reserve.....	0	0	50,000
(A)Support for Comptroller Services.....	33,578	37,028	37,194
(A)Support for Commonwealth Payroll Operations.....	6,631	6,713	6,713
(A)Support for PLCB Comptroller's Office.....	5,690	6,025	6,123
(A)Comptroller Single Audit.....	2,809	3,334	3,334
(A)BOA - Single Audit.....	704	800	800
(A)RACP - eGrant System.....	160	160	160
(A)OAS Support Services.....	23	0	0
Subtotal.....	\$ 69,498	\$ 73,259	\$ 124,511
Audit of the Auditor General	0	0	99
Office of General Counsel	4,222	5,673	6,496
(A)CLE Registration Fees.....	116	121	126
Subtotal.....	\$ 4,338	\$ 5,794	\$ 6,622

Summary by Fund and Appropriation

(Dollar Amounts in Thousands)

	2018-19 ACTUAL	2019-20 AVAILABLE	2020-21 BUDGET
Human Relations Commission	10,301	10,307	10,571
(F)EEOC - Special Project Grant.....	900	900	900
(F)HUD - Special Project Grant.....	500	500	500
(A)Miscellaneous Revenues.....	5	5	5
Subtotal.....	<u>\$ 11,706</u>	<u>\$ 11,712</u>	<u>\$ 11,976</u>
Council on the Arts	874	884	971
(F)NEA - Grants to the Arts - Administration.....	980	980	980
Subtotal.....	<u>\$ 1,854</u>	<u>\$ 1,864</u>	<u>\$ 1,951</u>
Juvenile Court Judges' Commission	2,995	3,043	3,148
(F)PA JCMS Assessment Evaluation (EA).....	200	0	0
Subtotal.....	<u>\$ 3,195</u>	<u>\$ 3,043</u>	<u>\$ 3,148</u>
Transfer to Census Outreach - Complete Count	0	4,000	0
Transfer to Nonprofit Security Grant Fund	0	5,000	0
Loan to Video Gaming Fund (EA)	0	1,192	0
Subtotal - State Funds.....	\$ 77,458	\$ 75,499	\$ 70,052
Subtotal - Federal Funds.....	18,683	19,200	67,591
Subtotal - Augmentations.....	392,742	451,792	447,651
Subtotal - Restricted Revenues.....	22,568	17,776	17,649
Total - General Government.....	<u>\$ 511,451</u>	<u>\$ 564,267</u>	<u>\$ 602,943</u>
Grants and Subsidies:			
Juvenile Probation Services	\$ 18,945	\$ 18,945	\$ 18,945
Law Enforcement Activities	3,000	3,000	3,000
Grants to the Arts	9,590	9,590	11,090
Total - Grants and Subsidies.....	<u>\$ 31,535</u>	<u>\$ 31,535</u>	<u>\$ 33,035</u>
STATE FUNDS.....	\$ 108,993	\$ 107,034	\$ 103,087
FEDERAL FUNDS.....	18,683	19,200	67,591
AUGMENTATIONS.....	392,742	451,792	447,651
RESTRICTED REVENUES.....	22,568	17,776	17,649
GENERAL FUND TOTAL	<u>\$ 542,986</u>	<u>\$ 595,802</u>	<u>\$ 635,978</u>
MOTOR LICENSE FUND:			
General Government:			
Commonwealth Technology Services	\$ 1,074	\$ 0	\$ 0
DEPARTMENT TOTAL - ALL FUNDS			
GENERAL FUND.....	\$ 108,993	\$ 107,034	\$ 103,087
MOTOR LICENSE FUND.....	1,074	0	0
LOTTERY FUND.....	0	0	0
FEDERAL FUNDS.....	18,683	19,200	67,591
AUGMENTATIONS.....	392,742	451,792	447,651
RESTRICTED.....	22,568	17,776	17,649
OTHER FUNDS.....	0	0	0
TOTAL ALL FUNDS	<u>\$ 544,060</u>	<u>\$ 595,802</u>	<u>\$ 635,978</u>

^a Medicare Part B Penalties and Commonwealth Technology Services have been consolidated into the Office of Administration.

Program Funding Summary

(Dollar Amounts in Thousands)

	2018-19 Actual	2019-20 Available	2020-21 Budget	2021-22 Estimated	2022-23 Estimated	2023-24 Estimated	2024-25 Estimated
EXECUTIVE DIRECTION							
GENERAL FUND.....	\$ 62,066	\$ 58,592	\$ 51,866	\$ 51,767	\$ 51,767	\$ 51,866	\$ 51,767
MOTOR LICENSE FUND.....	1,074	0	0	0	0	0	0
LOTTERY FUND.....	0	0	0	0	0	0	0
FEDERAL FUNDS.....	16,303	16,820	65,211	65,211	65,211	65,211	65,211
AUGMENTATIONS.....	392,621	451,666	447,520	447,520	447,520	447,520	447,520
RESTRICTED.....	22,568	17,776	17,649	17,649	17,649	17,649	17,649
OTHER FUNDS.....	0	0	0	0	0	0	0
SUBCATEGORY TOTAL.....	\$ 494,632	\$ 544,854	\$ 582,246	\$ 582,147	\$ 582,147	\$ 582,246	\$ 582,147
LEGAL SERVICES							
GENERAL FUND.....	\$ 4,222	\$ 5,673	\$ 6,496	\$ 6,496	\$ 6,496	\$ 6,496	\$ 6,496
MOTOR LICENSE FUND.....	0	0	0	0	0	0	0
LOTTERY FUND.....	0	0	0	0	0	0	0
FEDERAL FUNDS.....	0	0	0	0	0	0	0
AUGMENTATIONS.....	116	121	126	126	126	126	126
RESTRICTED.....	0	0	0	0	0	0	0
OTHER FUNDS.....	0	0	0	0	0	0	0
SUBCATEGORY TOTAL.....	\$ 4,338	\$ 5,794	\$ 6,622	\$ 6,622	\$ 6,622	\$ 6,622	\$ 6,622
PREVENTION AND ELIMINATION OF DISCRIMINATORY PRACTICES							
GENERAL FUND.....	\$ 10,301	\$ 10,307	\$ 10,571	\$ 10,571	\$ 10,571	\$ 10,571	\$ 10,571
MOTOR LICENSE FUND.....	0	0	0	0	0	0	0
LOTTERY FUND.....	0	0	0	0	0	0	0
FEDERAL FUNDS.....	1,400	1,400	1,400	1,400	1,400	1,400	1,400
AUGMENTATIONS.....	5	5	5	5	5	5	5
RESTRICTED.....	0	0	0	0	0	0	0
OTHER FUNDS.....	0	0	0	0	0	0	0
SUBCATEGORY TOTAL.....	\$ 11,706	\$ 11,712	\$ 11,976	\$ 11,976	\$ 11,976	\$ 11,976	\$ 11,976
DEVELOPMENT OF ARTISTS AND AUDIENCES							
GENERAL FUND.....	\$ 10,464	\$ 10,474	\$ 12,061	\$ 12,061	\$ 12,061	\$ 12,061	\$ 12,061
MOTOR LICENSE FUND.....	0	0	0	0	0	0	0
LOTTERY FUND.....	0	0	0	0	0	0	0
FEDERAL FUNDS.....	980	980	980	980	980	980	980
AUGMENTATIONS.....	0	0	0	0	0	0	0
RESTRICTED.....	0	0	0	0	0	0	0
OTHER FUNDS.....	0	0	0	0	0	0	0
SUBCATEGORY TOTAL.....	\$ 11,444	\$ 11,454	\$ 13,041	\$ 13,041	\$ 13,041	\$ 13,041	\$ 13,041

Program Funding Summary

(Dollar Amounts in Thousands)

	2018-19 Actual	2019-20 Available	2020-21 Budget	2021-22 Estimated	2022-23 Estimated	2023-24 Estimated	2024-25 Estimated
REINTEGRATION OF JUVENILE DELINQUENTS							
GENERAL FUND.....	\$ 21,940	\$ 21,988	\$ 22,093	\$ 22,093	\$ 22,093	\$ 22,093	\$ 22,093
MOTOR LICENSE FUND.....	0	0	0	0	0	0	0
LOTTERY FUND.....	0	0	0	0	0	0	0
FEDERAL FUNDS.....	0	0	0	0	0	0	0
AUGMENTATIONS.....	0	0	0	0	0	0	0
RESTRICTED.....	0	0	0	0	0	0	0
OTHER FUNDS.....	0	0	0	0	0	0	0
SUBCATEGORY TOTAL.....	\$ 21,940	\$ 21,988	\$ 22,093	\$ 22,093	\$ 22,093	\$ 22,093	\$ 22,093
ALL PROGRAMS:							
GENERAL FUND.....	\$ 108,993	\$ 107,034	\$ 103,087	\$ 102,988	\$ 102,988	\$ 103,087	\$ 102,988
MOTOR LICENSE FUND.....	1,074	0	0	0	0	0	0
LOTTERY FUND.....	0	0	0	0	0	0	0
FEDERAL FUNDS.....	18,683	19,200	67,591	67,591	67,591	67,591	67,591
AUGMENTATIONS.....	392,742	451,792	447,651	447,651	447,651	447,651	447,651
RESTRICTED.....	22,568	17,776	17,649	17,649	17,649	17,649	17,649
OTHER FUNDS.....	0	0	0	0	0	0	0
DEPARTMENT TOTAL.....	\$ 544,060	\$ 595,802	\$ 635,978	\$ 635,879	\$ 635,879	\$ 635,978	\$ 635,879

Program: Executive Direction

Goal: To provide an effective administrative system through which the substantive programs of the commonwealth can be executed.

Administration

The [Office of Administration](#) (OA) provides administrative, talent and technology services and oversight to support and improve operations of agencies under the governor's jurisdiction. OA provides human resource (HR) and information technology (IT) services that support agencies under the governor's jurisdiction through a shared services model, which reduces costs and streamlines operations. Independent agencies, boards and commissions also utilize these services.

The [Office for Human Resource Management](#) provides policy direction and support for HR services through classification, pay, benefits, workers' compensation systems, negotiating and administering bargaining agreements, recruiting, training in management and supervisory skills and administering equal employment opportunity programs for all agencies under the governor's jurisdiction. The six HR Delivery Centers serve as shared service organizations for mission-aligned agencies.

The [Office of Continuity and Records Information Management](#) provides guidance for the continuance of essential government services during a disruption or emergency. It serves as a liaison to independent agencies, the legislature and the judiciary. The office also provides comprehensive statements of policy and procedures on matters that affect agencies and employees of the executive branch.

The [Office for Information Technology](#) develops and administers statewide policies and standards governing the commonwealth's information technology resources and supporting enterprise shared services. The office also oversees telecommunications infrastructure and cyber security, builds and maintains enterprise and web-based applications, establishes policy and IT standards, provides project management and promotes standardization of commonwealth business processes. Six IT Delivery Centers serve as shared service organizations for mission-aligned agencies.

The [State Civil Service Commission](#) conducts hearings and renders decisions on appeals resulting from personnel actions filed by job seekers and employees in the classified service. The commission determines whether certain positions may be exempt from the classified service and also conducts audits to ensure compliance with both merit system requirements and the application of veterans' preference under the Military and Veterans Code.

Fraud Detection and Prevention

The [Office of State Inspector General](#) (OSIG), which was originally created by Executive Order in 1987 and

codified by [Act 29 of 2017](#), ensures integrity, accountability and public confidence in Pennsylvania government by preventing, investigating and eliminating fraud, waste, abuse and misconduct in agencies under the governor's jurisdiction. In addition, OSIG investigates and prosecutes welfare fraud and conducts collection activities for the public benefits programs administered by the Department of Human Services (DHS). Annual reports, statistics and investigative case summaries can be found on the [OSIG website](#).

Within the OSIG, the [Bureau of Special Investigations](#) (BSI) investigates allegations of fraud, waste, abuse and misconduct in agencies under the governor's jurisdiction, including the mismanagement of state monies, employee misconduct and contract fraud and irregularities. BSI receives its [complaints](#) from private citizens, state employees and commonwealth officials. BSI also conducts program reviews when problems are suspected in a work process or program. These program reviews can occur as a result of a related investigation or can be requested by an agency's executive-level management.

The OSIG's [Bureau of Fraud Prevention and Prosecution](#) (BFPP) investigates and prosecutes [welfare fraud](#) and conducts collection activities for DHS. BFPP investigates the following DHS programs: Temporary Aid to Needy Families; General Assistance; Medical Assistance, including Long Term Care; Supplemental Nutrition Assistance Program (SNAP), including the trafficking of SNAP benefits; Subsidized Child Care; Medical Assistance Transportation Program; Low Income Home Energy Assistance Program; and Special Allowance Programs.

Commonwealth Budget and Accounting

The [Office of the Budget](#) assists the governor in formulating fiscal policies and procedures and preparing the [commonwealth budget](#) for delivery to the General Assembly. The office also establishes authorized complement levels for agencies under the governor's jurisdiction, prepares fiscal notes and reviews proposed regulations.

In addition, the [Office of Comptroller Operations](#) (OCO) within the Office of the Budget is a shared service organization that performs professional accounting and financial reporting services – including accounts payable, accounts receivable, payroll and employee travel. OCO also implements quality assurance and process improvements, internal audits, service contract reviews and other financial functions for agencies under the governor's jurisdiction and other independent agencies, boards and commissions.

Program: Executive Direction (continued)

Program Recommendations:

This budget recommends the following changes: (Dollar Amounts in Thousands)

	GENERAL FUND		
	Office of Administration		Office of the Budget
\$ 864	—to continue current program.	\$ 988	—to continue current program.
	Office of Inspector General		Audit of the Auditor General
\$ 33	—to continue current program.	\$ 99	—triennial audit of the Department of the Auditor General.
295	—for reclassification and schedule changes of investigative staff.		
\$ 328	<i>Appropriation Increase</i>		Transfer to Census Outreach - Complete Count
	Inspector General - Welfare Fraud	\$ -4,000	—nonrecurring transfer.
\$ -231	—to continue current program.		Transfer to Nonprofit Security Grant Fund
1,418	—for reclassification and schedule changes of investigative staff.	\$ -5,000	—nonrecurring transfer.
\$ 1,187	<i>Appropriation Increase</i>		Loan to Video Gaming Fund
		\$ -1,192	—nonrecurring loan.

The Law Enforcement Activities appropriation is recommended at the current year funding level.

Appropriations within this Program:

(Dollar Amounts in Thousands)

	2018-19 Actual	2019-20 Available	2020-21 Budget	2021-22 Estimated	2022-23 Estimated	2023-24 Estimated	2024-25 Estimated
GENERAL FUND:							
Office of Administration.....	\$ 6,156	\$ 9,724	\$ 10,588	\$ 10,588	\$ 10,588	\$ 10,588	\$ 10,588
Medicare Part B Penalties.....	100	0	0	0	0	0	0
Commonwealth Technology Services.....	16,954	0	0	0	0	0	0
Office of Inspector General.....	4,070	4,450	4,778	4,778	4,778	4,778	4,778
Inspector General - Welfare Fraud.....	11,883	12,027	13,214	13,214	13,214	13,214	13,214
Office of the Budget.....	19,903	19,199	20,187	20,187	20,187	20,187	20,187
Audit of the Auditor General.....	0	0	99	0	0	99	0
Transfer to Census Outreach - Complete Count.....	0	4,000	0	0	0	0	0
Transfer to Nonprofit Security Grant Fund	0	5,000	0	0	0	0	0
Loan to Video Gaming Fund (EA).....	0	1,192	0	0	0	0	0
Law Enforcement Activities.....	3,000	3,000	3,000	3,000	3,000	3,000	3,000
TOTAL GENERAL FUND.....	\$ 62,066	\$ 58,592	\$ 51,866	\$ 51,767	\$ 51,767	\$ 51,866	\$ 51,767
MOTOR LICENSE FUND:							
Commonwealth Technology Services.....	\$ 1,074	\$ 0	\$ 0	\$ 0	\$ 0	\$ 0	\$ 0

Program Measures:

	2014-15 Actual	2015-16 Actual	2016-17 Actual	2017-18 Actual	2018-19 Actual	2019-20 Estimated	2020-21 Estimated
--	-------------------	-------------------	-------------------	-------------------	-------------------	----------------------	----------------------

Maintain a highly trained state workforce by increasing training course completion rates.

Office of Administration - Human Resources

Completion rate for mandatory

Enterprise Learning Management

System courses.....	61%	73%	74%	75%	80%	80%	80%
---------------------	-----	-----	-----	-----	-----	-----	-----

Program: Executive Direction (continued)

Program Measures: (continued)	2014-15 Actual	2015-16 Actual	2016-17 Actual	2017-18 Actual	2018-19 Actual	2019-20 Estimated	2020-21 Estimated
Maintain and expand the delivery of cost effective, high quality human resource services to employees and agencies through the centralized Human Resource Service Center.							
Office of Administration - Human Resources							
Days required to review and approve requests for classification actions on vacant positions	11	12	9	7	7	7	7
Days required to process requests for clerks from the temporary clerical pool.....	9	13	8	10	9	8	8
HR Service Centers' customer satisfaction rating (scale of 1 to 4, low to high)	3.63	3.63	3.48	3.65	3.65	4.00	4.00
Reduce the number of work-related accidents.							
Office of Administration - Human Resources							
Workers' compensation claims filed and accepted.....	4,786	4,219	4,282	4,265	4,250	4,200	4,200
Improve the commonwealth's accounting and financial reporting system.							
Office of the Budget							
Average cycle time for purchase order invoices (days)	N/A	N/A	N/A	34.05	33.86	33.67	33.48
Average cycle time for non-purchase order invoices (days).....	N/A	N/A	N/A	35.46	34.65	33.85	33.08
Value of improper payments identified and recovered	N/A	N/A	N/A	\$5,579,084	\$6,259,358	\$6,500,000	\$6,750,000
Prevent, detect and deter fraud prior to an agency's authorization of an individual for program benefits.							
Office of Inspector General - Welfare Fund							
Percentage of cases referred to OSIG by DHS where investigative findings have resulted in an ineligible individual not being authorized for public benefits or having their benefits reduced or closed	N/A	N/A	N/A	46.8%	44.8%	46.0%	48.0%
Ensure all complaints of fraud, waste, abuse and misconduct in executive agencies under the governor's jurisdiction are promptly evaluated so that appropriate action can be taken.							
Office of Inspector General							
Percentage of complaints to the Bureau of Special Investigation that are closed or an investigation has been initiated within 10 days.....	N/A	N/A	N/A	78.4%	74.0%	80.0%	80.0%
Percentage of prosecution cases that resulted in a successful adjudication against an ineligible individual.....	N/A	N/A	N/A	95.8%	96.7%	97.0%	97.0%
Amounts of overpaid benefits collected by OSIG from individuals who were ineligible to receive public benefits	N/A	N/A	N/A	\$26,131,551	\$26,874,518	\$26,900,000	\$26,900,000
Number of statewide cooperative agreements and partnerships with local law enforcement agencies to enhance awareness and efficiency in OSIG Fraud Control programs	N/A	N/A	N/A	N/A	100	110	115

Program: Legal Services

Goal: To provide legal advice to the governor and the cabinet, and to supervise, coordinate and administer legal services for the commonwealth.

The [Office of General Counsel](#) (OGC) was created by Act 164 of 1980. The general counsel serves as the chief legal advisor to the governor and appoints deputies general counsel, chief counsel and assistant counsel to assist in the performance of the responsibilities of OGC. The office represents the commonwealth, the governor, cabinet members and more than 30 agencies that conduct the business of the commonwealth. The office also reviews and approves for form and legality all commonwealth deeds, leases, contracts, rules and regulations. The office provides advice to the governor on pending legislative matters and reviews for constitutionality and legality all legislation presented to the governor for approval.

OGC is responsible for initiating appropriate actions or defending the commonwealth when the Attorney General declines to initiate appropriate proceedings or delegates that responsibility to OGC. Upon request by the governor, the office also has the authority to intervene in any action by or against an agency under the governor’s jurisdiction.

In addition, the general counsel serves as a member of the [Board of Commissioners on Uniform State Laws](#), the [Pennsylvania Emergency Management Agency](#), the [Joint Committee on Documents](#), the [Board of Property](#), the Local Government Records Committee, the Medical Advisory Board, the [Board of Finance and Revenue](#) and the Civil Disorder Commission.

Program Recommendations:

This budget recommends the following changes: (Dollar Amounts in Thousands)

\$ 823 **Office of General Counsel**
—to continue current program.

Appropriations within this Program:

(Dollar Amounts in Thousands)

	2018-19 Actual	2019-20 Available	2020-21 Budget	2021-22 Estimated	2022-23 Estimated	2023-24 Estimated	2024-25 Estimated
GENERAL FUND:							
Office of General Counsel	\$ 4,222	\$ 5,673	\$ 6,496	\$ 6,496	\$ 6,496	\$ 6,496	\$ 6,496

Program: Prevention and Elimination of Discriminatory Practices

Goal: To ensure equal opportunities and participation for all individuals regardless of race, religion, color, creed, handicap or disability, ancestry, national origin, familial status, age or sex in all areas of employment, housing, credit, commercial property, public accommodations and education.

The [Pennsylvania Human Relations Commission](#) (PHRC) is a law enforcement agency responsible for identifying, preventing and eliminating illegal discriminatory practices as defined by the [Pennsylvania Human Relations Act](#) and the [Pennsylvania Fair Educational Opportunities Act](#). The commission uses two primary methods to secure compliance with these laws. First, it investigates complaints of discrimination that might result in legal proceedings. Second, it provides educational and technical assistance to schools, police organizations, businesses, governmental bodies and individuals. The educational and technical assistance is intended to inform the public of their statutory protections, promote voluntary compliance with the laws and prevent civil tensions. The commission’s Education and Outreach Services Division focuses on ensuring all students have equal access to education by eliminating

the disparities that exist in schools that are based on race, color, national origin or disability. The commission and its [local advisory councils](#) also offer outreach programs to provide information to community leaders and public officials regarding their civil rights, the importance of fair housing, the value of a diverse workforce and preventing cyberbullying and hate crimes.

Federal funds are received for investigating certain complaints that are dual-filed with the commission and the [Equal Employment Opportunity Commission](#) or the [U.S. Department of Housing and Urban Development](#). The commission fast-tracks cases to bring relief to victims of discrimination and those unjustly accused. To protect more Pennsylvanians from unlawful discrimination, PHRC monitors statewide trends and when warranted, initiates investigations of systemic discrimination.

Program Recommendations:

This budget recommends the following changes: (Dollar Amounts in Thousands)

Human Relations Commission
 \$ 264 —to continue current program.

Appropriations within this Program:

(Dollar Amounts in Thousands)

	2018-19 Actual	2019-20 Available	2020-21 Budget	2021-22 Estimated	2022-23 Estimated	2023-24 Estimated	2024-25 Estimated
GENERAL FUND:							
Human Relations Commission	\$ 10,301	\$ 10,307	\$ 10,571	\$ 10,571	\$ 10,571	\$ 10,571	\$ 10,571

Program Measures:

	2014-15 Actual	2015-16 Actual	2016-17 Actual	2017-18 Actual	2018-19 Actual	2019-20 Estimated	2020-21 Estimated
Reduce case processing time to conclude investigations and resolve cases more quickly.							
Percentage of cases that are still under investigation that are more than two years old	13%	15%	18%	15%	12%	9%	6%
Percentage of cases closed within one year.....	46%	48%	47%	48%	52%	53%	54%
Average case age statewide (in days)...	456	496	527	426	400	400	380
Increase public awareness of civil rights and equal opportunity laws through educational outreach.							
Number of community meetings and outreach events.....	81	90	160	100	105	110	115

Program: Development of Artists and Audiences

Goal: To strengthen the cultural, educational, and economic vitality of Pennsylvania's communities through the arts.

Established by the General Assembly in 1966, the [Pennsylvania Council on the Arts \(PCA\)](#) is charged with identifying how Pennsylvania's artistic and cultural resources can best serve the cultural needs and aspirations of the citizens of the commonwealth and assisting communities in originating and creating their own cultural and artistic progress.

By leveraging the immense potential of Pennsylvania's vibrant arts sector, the PCA supports economic vitality, builds community, motivates learning and promotes the commonwealth nationally and internationally.

The PCA [addresses its mission](#) through a combination of [grants to the arts](#), partnerships, initiatives that leverage new opportunities and information and technical assistance.

The PCA's [Preserving Diverse Cultures \(PDC\)](#) Division is one of the most comprehensive programs serving diverse communities in the nation. Established in 1979, the division supports the creation, development and stabilization of organizations, programs and projects whose mission is deeply rooted in and reflective of the African American, Latinx, Asian, Native American and Hispanic perspectives.

The arts are part of a vibrant and livable Pennsylvania that is competitive for retaining youth, workforce and attracting businesses. The PCA's long-range strategic plan includes objectives to engage the full potential of the arts. Communities that mobilize strategies with arts at the core enhance quality of life, attract businesses and support local economic and revitalization efforts.

Working with its regional Arts in Education Partners, the PCA places teaching artists in schools and community settings. The PCA successfully leverages its arts in education infrastructure and teaching artists through new inter agency collaborations. [Art Sparks](#), a collaboration with the Pennsylvania Turnpike Commission, places student-created works of public art in service plazas across the 550-mile roadway. The PCA's partnership with the Department of Military and Veterans Affairs, modeled on earlier work with the Department of Aging, developed [Creative Communities of Care](#), training activities staff at all six PA Veterans' Homes to conduct arts activities tailored to residents with dementia.

Program Recommendations:

This budget recommends the following changes: (Dollar Amounts in Thousands)

	Council on the Arts		Grants to the Arts
\$	87	—to continue current program.	\$ 1,500 —Initiative—to strengthen cultural, educational and economic vitality through the arts.

Appropriations within this Program:

(Dollar Amounts in Thousands)

	2018-19 Actual	2019-20 Available	2020-21 Budget	2021-22 Estimated	2022-23 Estimated	2023-24 Estimated	2024-25 Estimated
GENERAL FUND:							
Council on the Arts	\$ 874	\$ 884	\$ 971	\$ 971	\$ 971	\$ 971	\$ 971
Grants to the Arts.....	9,590	9,590	11,090	11,090	11,090	11,090	11,090
TOTAL GENERAL FUND	\$ 10,464	\$ 10,474	\$ 12,061	\$ 12,061	\$ 12,061	\$ 12,061	\$ 12,061

Program Measures:

	2014-15 Actual	2015-16 Actual	2016-17 Actual	2017-18 Actual	2018-19 Actual	2019-20 Estimated	2020-21 Estimated
--	-------------------	-------------------	-------------------	-------------------	-------------------	----------------------	----------------------

Strengthen Pennsylvania communities through the arts.

Investment granted to rural and diverse communities	N/A	N/A	N/A	N/A	\$794,000	\$836,402	\$853,130
---	-----	-----	-----	-----	-----------	-----------	-----------

Program: Reintegration of Juvenile Delinquents

Goal: To reduce the recurrence of juvenile delinquency through replacement of criminal behavior with socially acceptable behavior.

The [Juvenile Court Judges' Commission](#) (JCJC) is responsible for advising juvenile court judges regarding the development and improvement of juvenile probation services throughout the commonwealth. These services focus on the protection of the community, the imposition of accountability for offenses committed and the development of competencies to enable children to become responsible and productive members of the community. The provision of statewide juvenile justice training, graduate education, research, statistical information, development and implementation of evidence-based practices and a statewide quality assurance initiative have significantly improved the commonwealth's juvenile justice system.

Since 1993, the JCJC has collected outcome measures on all cases closed within juvenile probation departments in the commonwealth.

The JCJC coordinates the ongoing implementation of Pennsylvania's Juvenile Justice System Enhancement Strategy (JJSES), which is designed to enhance the capacity of Pennsylvania's juvenile justice system by employing evidence-based practices with fidelity at every stage of the juvenile justice process and collecting and analyzing the data necessary to measure the results of these efforts. Eligibility for all county Juvenile Probation Services grants are dependent on measurable evidence-based practices.

Program Recommendations:

This budget recommends the following changes: (Dollar Amounts in Thousands)

Juvenile Court Judges' Commission
 \$ 105 —to continue current program.

Juvenile Probation Services is recommended at the current year funding level.

Appropriations within this Program:

(Dollar Amounts in Thousands)

	2018-19 Actual	2019-20 Available	2020-21 Budget	2021-22 Estimated	2022-23 Estimated	2023-24 Estimated	2024-25 Estimated
GENERAL FUND:							
Juvenile Court Judges' Commission	\$ 2,995	\$ 3,043	\$ 3,148	\$ 3,148	\$ 3,148	\$ 3,148	\$ 3,148
Juvenile Probation Services	18,945	18,945	18,945	18,945	18,945	18,945	18,945
TOTAL GENERAL FUND	\$ 21,940	\$ 21,988	\$ 22,093	\$ 22,093	\$ 22,093	\$ 22,093	\$ 22,093

Program Measures:

	2014-15 Actual	2015-16 Actual	2016-17 Actual	2017-18 Actual	2018-19 Actual	2019-20 Estimated	2020-21 Estimated
--	-------------------	-------------------	-------------------	-------------------	-------------------	----------------------	----------------------

Those involved in the juvenile justice system will acquire the knowledge and skills they need to become productive, connected and law abiding members of their communities.

Percentage of juveniles who successfully completed a competency development activity while under supervision.	95.9%	95.2%	94.1%	94.4%	92.6%	95.3%	95.6%
Percentage employed or engaged in an educational/vocational activity at case closing.....	84.4%	84.4%	84.5%	84.9%	87.3%	86.5%	86.8%

Program: Reintegration of Juvenile Delinquents (continued)

Program Measures: (continued)	2014-15 Actual	2015-16 Actual	2016-17 Actual	2017-18 Actual	2018-19 Actual	2019-20 Estimated	2020-21 Estimated
Percentage of juveniles with a judicial filing of technical violations of probation while under supervision.....	19.6%	20.3%	20.3%	19.6%	16.7%	15.3%	13.5%
Percentage of juveniles who completed supervision without a new offense resulting in a Consent Decree, Adjudication of Delinquency, Accelerated Rehabilitation Disposition, Nolo Contendere or finding of guilt in a criminal proceeding	83.4%	83.8%	84.0%	83.8%	85.4%	84.2%	84.2%
Percentage of juveniles who complete their assigned community service obligations	94.7%	96.7%	95.0%	94.6%	95.2%	97.0%	97.6%
Percentage of juveniles who made full restitution to their victim(s)	84.0%	83.2%	82.9%	82.4%	84.3%	83.3%	83.5%

– THIS PAGE INTENTIONALLY LEFT BLANK –



COMMISSION ON CRIME AND DELINQUENCY

The mission of the Commission on Crime and Delinquency is to help make justice systems better, crime victims' lives more livable and communities safer.

The Commission on Crime and Delinquency provides criminal justice system planning and technical assistance and financial assistance to crime victims.

Programs and Goals

Criminal and Juvenile Justice Planning and Coordination: *To provide criminal and juvenile justice system policy analysis, coordination and planning to improve criminal justice programs.*

Commission on Crime and Delinquency

Summary by Fund and Appropriation

(Dollar Amounts in Thousands)

GENERAL FUND:

General Government:

	2018-19 ACTUAL	2019-20 AVAILABLE	2020-21 BUDGET
Commission on Crime and Delinquency	\$ 7,350	\$ 9,735	\$ 18,035
(F)Plan for Juvenile Justice.....	150	150	150
(F)Justice Assistance Grants.....	12,000	10,000	10,000
(F)Justice Assistance Grants - Administration.....	1,100	1,100	1,000
(F)Statistical Analysis Center.....	200	250	300
(F)Criminal Identification Technology.....	1,500	4,000	6,000
(F)Crime Victims Compensation Services.....	8,500	8,500	8,500
(F)Crime Victims Assistance.....	110,000	130,000	130,000
(F)Violence Against Women.....	7,000	7,000	7,000
(F)Violence Against Women - Administration.....	600	600	600
(F)Residential Substance Abuse Treatment Program.....	1,300	1,400	1,400
(F)Crime Victims Assistance (VOCA) - Admin/Operations.....	4,000	5,000	5,000
(F)Juvenile Justice and Delinquency Prevention.....	3,000	3,000	3,000
(F)Assault Services Program.....	600	600	600
(F)Second Chance Act - Juvenile Offender Reentry.....	1,000	1,000	1,000
(F)Project Safe Neighborhoods.....	300	750	1,050
(F)Forensic Science Program.....	1,000	1,500	1,500
(F)Justice Reinvestment Initiative.....	1,000	1,000	0
(F)Adam Walsh Implementation Support.....	750	750	750
(F)Byrne Competitive Program.....	150	300	450
(F)Comprehensive Opioid Abuse Site-Based Program.....	300	1,200	1,200
(F)Pennsylvania NCS-X Implementation.....	200	550	550
(F)Body Worn Camera Policy and Implementation.....	400	1,400	1,000
(F)Justice and Mental Health Collaboration.....	0	600	0
(F)VOCA Training.....	900	0	600
(F)Prosecutor and Defender Incentives.....	57	117	160
(F)STOP School Violence.....	0	0	777
(F)PA Youth Survey - DDAP (EA).....	0	50	75
(F)Substance Abuse Prevention - DDAP (EA).....	284	382	202
(F)Drug Court Operations (EA).....	1,000	1,000	1,500
(F)Children's Justice Act (EA).....	286	286	166
(F)PA State Opioid Response (EA).....	1,325	8,700	5,000
(A)Interagency Agreements.....	1,058	8,834	2,070
(R)Victim & Witness Services.....	5,396	6,000	6,000
(R)Crime Victims Reimbursements.....	11,476	11,190	11,000
(R)Constables Education and Training.....	1,755	2,953	1,826
(R)Sheriff & Deputy Sheriff Education and Training.....	2,475	5,047	2,559
(R)Children's Advocacy Centers.....	2,341	2,000	2,500
(R)First Chance Trust Fund.....	0	445	445
(R)Firearms Education and Training Commission.....	0	0	301 ^a
(R)Nonprofit Security Grant Fund.....	0	5,000	0
Subtotal.....	<u>\$ 190,753</u>	<u>\$ 242,389</u>	<u>\$ 234,266</u>
Violence and Delinquency Prevention Programs	3,989	4,039	4,039
(A)Interagency Agreements.....	1,637	6,942	2,950
Subtotal.....	<u>\$ 5,626</u>	<u>\$ 10,981</u>	<u>\$ 6,989</u>
Office of Safe Schools Advocate	0^b	0^b	379
Subtotal - State Funds.....	\$ 11,339	\$ 13,774	\$ 22,453
Subtotal - Federal Funds.....	158,902	191,185	189,530
Subtotal - Augmentations.....	2,695	15,776	5,020
Subtotal - Restricted Revenues.....	23,443	32,635	24,631
Total - General Government.....	<u>\$ 196,379</u>	<u>\$ 253,370</u>	<u>\$ 241,634</u>

Commission on Crime and Delinquency

Summary by Fund and Appropriation

(Dollar Amounts in Thousands)

	2018-19 ACTUAL	2019-20 AVAILABLE	2020-21 BUDGET
Grants and Subsidies:			
Improvement of Adult Probation Services.....	\$ 0	\$ 0	\$ 16,222 ^c
Victims of Juvenile Offenders.....	1,300	1,300	1,300
Intermediate Punishment Treatment Programs.....	18,167	18,167	18,167
Total - Grants and Subsidies.....	\$ 19,467	\$ 19,467	\$ 35,689
STATE FUNDS.....	\$ 30,806	\$ 33,241	\$ 58,142
FEDERAL FUNDS.....	158,902	191,185	189,530
AUGMENTATIONS.....	2,695	15,776	5,020
RESTRICTED REVENUES.....	23,443	32,635	24,631
GENERAL FUND TOTAL.....	\$ 215,846	\$ 272,837	\$ 277,323
OTHER FUNDS:			
JUSTICE REINVESTMENT FUND:			
Victim Services.....	\$ 250	\$ 0	\$ 0
Innovative Policing Grants.....	0	357	556
JUSTICE REINVESTMENT FUND TOTAL.....	\$ 250	\$ 357	\$ 556
MONETARY PENALTY ENDOWMENTS TRUST FUND:			
(R)NCAA - Penn State Settlement (EA).....	\$ 4,800	\$ 4,800	\$ 4,800
SUBSTANCE ABUSE EDUCATION AND DEMAND REDUCTION FUND:			
Substance Abuse Education & Demand Reduction Programs (EA).....	\$ 8,000	\$ 7,042	\$ 6,162
Substance Abuse Education & Demand Reduction - Admin (EA).....	300	300	300
SUBSTANCE ABUSE EDUCATION AND DEMAND REDUCTION FUND TOTAL.....	\$ 8,300	\$ 7,342	\$ 6,462
SCHOOL SAFETY AND SECURITY FUND:			
School Safety and Security (EA).....	\$ 60,000	\$ 60,000	\$ 15,000
DEPARTMENT TOTAL - ALL FUNDS			
GENERAL FUND.....	\$ 30,806	\$ 33,241	\$ 58,142
MOTOR LICENSE FUND.....	0	0	0
LOTTERY FUND.....	0	0	0
FEDERAL FUNDS.....	158,902	191,185	189,530
AUGMENTATIONS.....	2,695	15,776	5,020
RESTRICTED.....	23,443	32,635	24,631
OTHER FUNDS.....	73,350	72,499	26,818
TOTAL ALL FUNDS.....	\$ 289,196	\$ 345,336	\$ 304,141

^a Program moves from the Department of Criminal Justice to the Commission in December 2020 through Act 115 of 2019.

^b Funding previously appropriated in the Department of Education.

^c Program moves from the Department of Criminal Justice to the Commission through Act 114 of 2019.

Program Funding Summary

(Dollar Amounts in Thousands)

	2018-19 Actual	2019-20 Available	2020-21 Budget	2021-22 Estimated	2022-23 Estimated	2023-24 Estimated	2024-25 Estimated
CRIMINAL AND JUVENILE JUSTICE PLANNING AND COORDINATION							
GENERAL FUND.....	\$ 30,806	\$ 33,241	\$ 58,142	\$ 58,142	\$ 58,142	\$ 58,142	\$ 58,142
MOTOR LICENSE FUND.....	0	0	0	0	0	0	0
LOTTERY FUND.....	0	0	0	0	0	0	0
FEDERAL FUNDS.....	158,902	191,185	189,530	189,530	189,530	189,530	189,530
AUGMENTATIONS.....	2,695	15,776	5,020	5,020	5,020	5,020	5,020
RESTRICTED.....	23,443	32,635	24,631	24,931	24,931	24,931	24,931
OTHER FUNDS.....	73,350	72,499	26,818	25,719	32,964	32,875	32,823
SUBCATEGORY TOTAL.....	\$ 289,196	\$ 345,336	\$ 304,141	\$ 303,342	\$ 310,587	\$ 310,498	\$ 310,446
ALL PROGRAMS:							
GENERAL FUND.....	\$ 30,806	\$ 33,241	\$ 58,142	\$ 58,142	\$ 58,142	\$ 58,142	\$ 58,142
MOTOR LICENSE FUND.....	0	0	0	0	0	0	0
LOTTERY FUND.....	0	0	0	0	0	0	0
FEDERAL FUNDS.....	158,902	191,185	189,530	189,530	189,530	189,530	189,530
AUGMENTATIONS.....	2,695	15,776	5,020	5,020	5,020	5,020	5,020
RESTRICTED.....	23,443	32,635	24,631	24,931	24,931	24,931	24,931
OTHER FUNDS.....	73,350	72,499	26,818	25,719	32,964	32,875	32,823
DEPARTMENT TOTAL.....	\$ 289,196	\$ 345,336	\$ 304,141	\$ 303,342	\$ 310,587	\$ 310,498	\$ 310,446

Program: Criminal and Juvenile Justice Planning and Coordination

Goal: To provide criminal and juvenile justice system policy analysis, coordination and planning to improve criminal justice programs.

Established in 1978, the [Pennsylvania Commission on Crime and Delinquency \(PCCD\)](#) is the justice planning and policymaking agency for the commonwealth. The mission of the commission is to enhance quality, coordination and planning within the criminal and juvenile justice systems, facilitate the delivery of services to victims of crime and increase the safety of our communities. The members of the commission are justice system professionals who are assisted by advisory committees, task forces, planning groups and PCCD staff.

Criminal Justice

PCCD is tasked with coordinating the functions of the criminal justice system to run more efficiently and effectively. To that end, PCCD provides planning assistance, promotes digital technology, funds innovative projects, supports the development and implementation of best practices, coordinates information sharing and facilitates collaboration among key criminal justice stakeholders throughout the commonwealth.

The commission compiles crime, corrections and sentencing [data](#); develops unified population projections for sentencing, corrections and probation and parole; provides objective, independent and comprehensive policy analysis; and responds to special justice research and data requests from federal, state and local agencies, as well as from the general public.

PCCD works with local leadership to improve county justice and local law enforcement systems. The commission has been responsible for institutionalizing [County Criminal Justice Advisory Boards \(CJABs\)](#), which consist of top-level county officials who address criminal justice issues from a systemic and policy perspective, study best practices in the administration and delivery of criminal justice, engage in strategic planning, make recommendations and establish consensus among the members to improve the effectiveness and efficiency of the county's criminal justice system.

Act 114 of 2019 established the County Adult Probation and Parole Advisory Committee within PCCD. Among other duties, the committee will be tasked with the development of a funding plan that includes the Improvement of Adult Probation Services program. The plan will include disbursements generated through the implementation of the second phase of the Justice Reinvestment Initiative. The County Intermediate Punishment program will continue to make resources available to support county probation services. Additionally, Act 115 of 2019 transitions to the responsibility and funding of the Firearms Commission to PCCD.

PCCD oversees several justice-training programs, including the legislatively mandated basic and continuing

education training of sheriffs, deputy sheriffs, constables and deputy constables.

The commission provides quality, relevant and current job-related training for local justice practitioners and provides grants and assistance to communities in order to prevent gun violence through the Office of Gun Violence Prevention.

Juvenile Justice

Since 1978, the commission has served as the commonwealth's designated state planning agency for juvenile justice and delinquency prevention. The [Juvenile Justice and Delinquency Prevention Committee \(JJJPC\)](#) is comprised of representatives from the Juvenile Court Judges' Commission, juvenile court judges, law enforcement, chief juvenile probation officers, non-profit prevention and treatment service providers, special education specialists, youth and other related stakeholders. JJJPC is tasked by law to develop a [comprehensive plan](#) relating to juvenile justice and delinquency prevention for the commonwealth.

The commission administers the Violence and Delinquency Prevention Program, which provides resources and technical assistance to communities who have implemented evidence-based violence and delinquency prevention programs that address risk and protective factors identified through sources such as the [Pennsylvania Youth Survey](#).

Victim Services and Child Advocacy

PCCD's Victims' Services has three components: Victims Compensation Assistance Program (VCAP), [Victims' Services Program \(VSP\)](#) and the Children's Advocacy Center (CAC) initiative.

VCAP responds to financial losses incurred by victims of crime, through the Pennsylvania's Crime Victims Fund. This fund is supported primarily by costs assessed against certain convicted offenders, as well as restitution, donations, reimbursements from victims who are awarded civil settlements and federal Victims of Crime Act funds.

VSP administers a variety of state and federal funds designed to assist victims of crime. These funds support services such as: courtroom accompaniment, victim rights notification, assistance with victim impact statements, crisis intervention, shelter, counseling, emergency services and long-term services designed to return a victim to their pre-victimization status.

Finally, PCCD administers a program to increase the availability of localized [CAC services](#). CACs provide state-of-the-art treatment for the child victims of sexual and physical abuse. They coordinate medical care, treatment and other social services for victims while gathering

Commission on Crime and Delinquency

Program: Criminal and Juvenile Justice Planning and Coordination (continued)

evidence, through age-appropriate forensic interviewing and other methods employed by multi-disciplinary investigative teams, to build an effective case against the alleged offender.

School Safety and Security

PCCD supports the [Office of Safe Schools Advocate](#) in the School District of Philadelphia, which provides victim advocacy for students and staff who are victims of school-based violence and crimes committed on school property. The office ensures the school district's compliance with all laws, regulations and reporting requirements pertaining to school safety and discipline.

PCCD's role in school safety and security expanded as a result of Act 44 of 2018, which established the School Safety and Security Grant Program within PCCD and contained multiple provisions for school safety and security preparedness, including the creation of a [School Safety and Security Committee](#) within PCCD. The committee provides financial resources to school entities to improve school safety and reduce community violence as well as technical resources related to the development of trauma-informed education plans, safety assessment criteria and completion, threat assessment training and best practices.

Program Recommendations:

This budget recommends the following changes: (Dollar Amounts in Thousands)

<p>Commission on Crime and Delinquency</p> <p>\$ 1,000 —to continue current program.</p> <p>6,000 —Initiative—for comprehensive gun violence prevention and reduction grants.</p> <p>1,300 —Initiative—to support court-appointed advocacy for children who have been victims of abuse or neglect.</p> <hr/> <p>\$ 8,300 <i>Appropriation Increase</i></p>	<p>Safe Schools Advocate</p> <p>\$ 379 —funding shift from the Department of Education.</p> <p>Improvement of Adult Probation Services</p> <p>\$ 16,222 —funding shift from the Department of Criminal Justice.</p>
---	--

All other appropriations are recommended at the current year funding levels.

Appropriations within this Program:

(Dollar Amounts in Thousands)

	2018-19 Actual	2019-20 Available	2020-21 Budget	2021-22 Estimated	2022-23 Estimated	2023-24 Estimated	2024-25 Estimated
GENERAL FUND:							
Commission on Crime and Delinquency ...	\$ 7,350	\$ 9,735	\$ 18,035	\$ 18,035	\$ 18,035	\$ 18,035	\$ 18,035
Violence and Delinquency Prevention Programs	3,989	4,039	4,039	4,039	4,039	4,039	4,039
Office of Safe Schools Advocate	0	0	379	379	379	379	379
Improvement of Adult Probation Services ..	0	0	16,222	16,222	16,222	16,222	16,222
Victims of Juvenile Offenders	1,300	1,300	1,300	1,300	1,300	1,300	1,300
Intermediate Punishment Treatment Programs	18,167	18,167	18,167	18,167	18,167	18,167	18,167
TOTAL GENERAL FUND	\$ 30,806	\$ 33,241	\$ 58,142	\$ 58,142	\$ 58,142	\$ 58,142	\$ 58,142

Program Measures:

	2014-15 Actual	2015-16 Actual	2016-17 Actual	2017-18 Actual	2018-19 Actual	2019-20 Estimated	2020-21 Estimated
--	-------------------	-------------------	-------------------	-------------------	-------------------	----------------------	----------------------

Promote the appropriate use and measure the effectiveness of promising approaches and dispositional alternatives.

Planning and Coordination: Youth:

Percentage of youth participating in research-based programs with a demonstrated improvement related to the program's targeted behavioral outcome

48%	52%	49%	51%	53%	54%	54%
-----	-----	-----	-----	-----	-----	-----

Victim Services:

Number of victims served by victim service programs throughout Pennsylvania utilizing PCCD state and federal funding

366,443	385,754	470,416	430,951	438,157	505,087	516,500
---------	---------	---------	---------	---------	---------	---------



ATTORNEY GENERAL

The Commonwealth Attorneys Act establishes the Attorney General as the chief legal and law enforcement officer of the commonwealth and defines the following fundamental duties and responsibilities of the Office of Attorney General:

- To prosecute organized crime and public corruption. This law enforcement program includes a criminal investigations unit and drug law enforcement program as well as direction of statewide and multi-county investigating grand juries and a Medicaid Fraud Control Section.
- To represent the commonwealth and all commonwealth agencies and, upon request, the Auditor General, State Treasurer and Public Utility Commission in any action brought by or against the commonwealth or its agencies.
- To furnish, upon request, legal advice to the governor or the head of any commonwealth agency.
- To review, for form and legality, all proposed rules and regulations for commonwealth agencies.
- To review, for form and legality, all commonwealth deeds, leases and contracts to be executed by commonwealth agencies.
- To collect, by suit or otherwise, all debts, taxes and accounts due to the commonwealth which shall be referred to and placed with the Attorney General.
- To administer the provisions relating to consumer protection and appoint the Advisory Committee.
- To represent the commonwealth and its residents in any action brought for violation of the Antitrust Laws of the United States and the commonwealth.

Programs and Goals

Public Protection and Law Enforcement: *To enforce the criminal laws of the commonwealth; to protect the interests of Pennsylvania residents in areas of consumer protection, antitrust enforcement, operation of charitable trusts and organizations, and civil rights; and to provide legal services to commonwealth agencies.*

Summary by Fund and Appropriation

(Dollar Amounts in Thousands)

	2018-19 ACTUAL	2019-20 AVAILABLE	2020-21 BUDGET
GENERAL FUND:			
<i>General Government:</i>			
General Government Operations.....	\$ 46,496	\$ 47,496	\$ 48,998
(F)Medicaid Fraud.....	7,917	9,586	9,537
(F)Innovative Prosecution Program (EA).....	0	180	179
(F)Project Safe Neighborhoods (EA).....	0	275	276
(A)Recovery of Overtime Costs.....	84	75	75
(A)MAGLOCLEN Non-Profit.....	465	318	188
(A)Reimbursements.....	13	15	15
(A)Miscellaneous.....	24	11	11
(R)Public Protection Law Enforcement.....	6,334	13,808	14,054
(R)Judicial Fee Account.....	5,000	5,000	5,000
(R)Collection Administration Account.....	1,591	2,500	2,500
(R)Seized/Forfeited Property - U.S. Homeland Security.....	550	1,300	700
(R)Coroner's Education Board.....	0	122	0
(R)Home Improvement Consumer Protection.....	2,647	2,733	2,893
(R)Investigative Funds - Outside Sources.....	7,471	9,392	9,054
Subtotal.....	<u>\$ 78,592</u>	<u>\$ 92,811</u>	<u>\$ 93,480</u>
(R)Office of Consumer Advocate.....	5,850	6,025	6,204
Drug Law Enforcement.....	28,607	49,682 ^a	53,323 ^a
(F)High Intensity Drug Trafficking Areas.....	5,308	5,308	5,308
(F)COPS Anti-Heroin Task Force (EA).....	0	1,000	1,000
(F)COPS Anti-Methamphetamine Program (EA).....	0	500	500
(A)Recovery of Narcotics Investigation Overtime Costs.....	135	100	100
(R)Seized/Forfeited Property - State Court Awarded.....	12,402	12,856	12,542
(R)Seized/Forfeited Property - U.S. Department of Justice.....	731	1,845	1,580
(R)Seized/Forfeited Property - U.S. Treasury Department.....	39	100	40
(R)Community Drug Abuse Prevention Program.....	154	840	840
Subtotal.....	<u>\$ 47,376</u>	<u>\$ 72,231</u>	<u>\$ 75,233</u>
Local Drug Task Forces.....	13,644	0 ^a	0 ^a
Strategic Response Team.....	2,460	0 ^a	0 ^a
Joint Local-State Firearm Task Force.....	4,378	6,878	11,069
Witness Relocation.....	1,215	1,215	1,215
Child Predator Interception.....	5,375	5,375	5,929
Tobacco Law Enforcement.....	2,241	1,648	1,514
School Safety.....	600	1,696	1,833
Subtotal - State Funds.....	\$ 105,016	\$ 113,990	\$ 123,881
Subtotal - Federal Funds.....	13,225	16,849	16,800
Subtotal - Augmentations.....	721	519	389
Subtotal - Restricted Revenues.....	42,769	56,521	55,407
Total - General Government.....	<u>\$ 161,731</u>	<u>\$ 187,879</u>	<u>\$ 196,477</u>
Grants and Subsidies:			
County Trial Reimbursement.....	\$ 200	\$ 200	\$ 200
(R)Reimbursement to Counties - Full Time District Attorney (EA).....	7,459	7,600	7,700
Subtotal - State Funds.....	\$ 200	\$ 200	\$ 200
Subtotal - Restricted Revenues.....	7,459	7,600	7,700
Total - Grants and Subsidies.....	<u>\$ 7,659</u>	<u>\$ 7,800</u>	<u>\$ 7,900</u>
STATE FUNDS.....	\$ 105,216	\$ 114,190	\$ 124,081
FEDERAL FUNDS.....	13,225	16,849	16,800
AUGMENTATIONS.....	721	519	389
RESTRICTED REVENUES.....	50,228	64,121	63,107
GENERAL FUND TOTAL.....	<u>\$ 169,390</u>	<u>\$ 195,679</u>	<u>\$ 204,377</u>

Summary by Fund and Appropriation

	(Dollar Amounts in Thousands)		
	2018-19	2019-20	2020-21
	ACTUAL	AVAILABLE	BUDGET
OTHER FUNDS:			
CIGARETTE FIRE SAFETY AND FIREFIGHTER PROTECTION ACT FUND:			
Cigarette Fire Safety & Firefighter Protection Enforcement.....	\$ 50	\$ 100	\$ 100
STATE GAMING FUND:			
(R)Gaming Enforcement.....	\$ 1,340	\$ 1,460	\$ 1,355
DEPARTMENT TOTAL - ALL FUNDS			
GENERAL FUND.....	\$ 105,216	\$ 114,190	\$ 124,081
MOTOR LICENSE FUND.....	0	0	0
LOTTERY FUND.....	0	0	0
FEDERAL FUNDS.....	13,225	16,849	16,800
AUGMENTATIONS.....	721	519	389
RESTRICTED.....	50,228	64,121	63,107
OTHER FUNDS.....	1,390	1,560	1,455
TOTAL ALL FUNDS.....	\$ 170,780	\$ 197,239	\$ 205,832

^a Drug Law Enforcement, Local Drug Task Forces and Strategic Response Team appropriated as Drug Law Enforcement.

Program Funding Summary

(Dollar Amounts in Thousands)

	2018-19 Actual	2019-20 Available	2020-21 Budget	2021-22 Estimated	2022-23 Estimated	2023-24 Estimated	2024-25 Estimated
PUBLIC PROTECTION AND LAW ENFORCEMENT							
GENERAL FUND.....	\$ 105,216	\$ 114,190	\$ 124,081	\$ 124,081	\$ 124,081	\$ 124,081	\$ 124,081
MOTOR LICENSE FUND.....	0	0	0	0	0	0	0
LOTTERY FUND.....	0	0	0	0	0	0	0
FEDERAL FUNDS.....	13,225	16,849	16,800	16,800	16,800	16,800	16,800
AUGMENTATIONS.....	721	519	389	389	389	389	389
RESTRICTED.....	50,228	64,121	63,107	63,229	63,107	63,229	63,107
OTHER FUNDS.....	1,390	1,560	1,455	1,455	1,455	1,455	1,455
SUBCATEGORY TOTAL.....	\$ 170,780	\$ 197,239	\$ 205,832	\$ 205,954	\$ 205,832	\$ 205,954	\$ 205,832
ALL PROGRAMS:							
GENERAL FUND.....	\$ 105,216	\$ 114,190	\$ 124,081	\$ 124,081	\$ 124,081	\$ 124,081	\$ 124,081
MOTOR LICENSE FUND.....	0	0	0	0	0	0	0
LOTTERY FUND.....	0	0	0	0	0	0	0
FEDERAL FUNDS.....	13,225	16,849	16,800	16,800	16,800	16,800	16,800
AUGMENTATIONS.....	721	519	389	389	389	389	389
RESTRICTED.....	50,228	64,121	63,107	63,229	63,107	63,229	63,107
OTHER FUNDS.....	1,390	1,560	1,455	1,455	1,455	1,455	1,455
DEPARTMENT TOTAL.....	\$ 170,780	\$ 197,239	\$ 205,832	\$ 205,954	\$ 205,832	\$ 205,954	\$ 205,832

Program: Public Protection and Law Enforcement

Goal: To enforce the criminal laws of the commonwealth; to protect the interests of Pennsylvania citizens in areas of consumer protection, antitrust enforcement, operation of charitable trusts and organizations, and civil rights; and to provide legal services to commonwealth agencies.

The [Attorney General](#), as the chief law enforcement officer of the commonwealth, is charged with the responsibility of investigating and prosecuting organized crime and public corruption. The agency investigates and prosecutes criminal activity and uses statewide investigative grand juries as appropriate. The Office of Attorney General works with the State Police and local law enforcement to curtail drug abuse in the commonwealth by apprehending illegal drug traffickers and stopping the diversion of prescription drugs for illicit purposes. The agency protects the children of Pennsylvania against predators by identifying, investigating and capturing online child predators using proactive, undercover operations. The Office of Attorney General also prosecutes and investigates [insurance fraud](#) and is responsible for the investigation and prosecution of [Medicaid fraud](#), environmental crimes and cases referred by district attorneys across the state that have a conflict of interest or lack the resources to prosecute certain crimes.

The Office of Attorney General plays an important role [protecting the public](#) from fraud and deceptive business practices; securing and recovering damages owed to the commonwealth and its citizens; encouraging free enterprise and competition; and, investigating and prosecuting consumer fraud, unfair trade practices, antitrust violations, civil rights violations and charitable scams. Additionally, the agency enforces the Tobacco Settlement Agreement Act, defends enforcement in arbitration proceedings and polices the Master Settlement Agreement fully and aggressively.

The Office of Attorney General represents the commonwealth in any action brought by or against the commonwealth or its agencies, particularly tort claims. Through its [civil division](#), the agency upholds the laws of the commonwealth and defends its agencies in various legal proceedings.

The [Joint Local-State Firearm Task Force](#) comprised of the Philadelphia District Attorney's Office, the Philadelphia Police Department and the Office of Attorney General was established to fight gun violence in the Philadelphia area. The Strategic Response Team provides deployment of resources and experience in combating organized drug trafficking and drug related violent crimes from targeted neighborhoods and municipalities.

The Municipal Drug Task Force program contributes to Pennsylvania's efforts in combating both local and widespread drug trafficking operations. Municipal police officers are trained in drug enforcement procedures and benefit from the expertise provided by the Bureau of Narcotics Investigations.

The Home Improvement Consumer Protection Act requires home improvement contractors to register with the [Bureau of Consumer Protection](#). The agency investigates alleged violations regarding home improvement contractors. The Homeowner Assistance Settlement Act authorizes the agency to provide housing consumer protection programs.

The County Code provides for full-time district attorneys under certain conditions. The annual salary for a full-time district attorney is set at \$1,000 less than a common pleas court judge in that county. The commonwealth reimburses counties for 65 percent of the salary for the full-time district attorney through court document surcharge revenues deposited into the Criminal Justice Enhancement Account.

Program Recommendations:

This budget recommends the following changes: (Dollar Amounts in Thousands)

<p>GENERAL FUND General Government Operations \$ 1,502 —to continue current program.</p> <p>Drug Law Enforcement \$ 3,641 —to continue current program.</p> <p>Joint Local-State Firearm Task Force \$ 191 —to continue current program. 4,000 —Initiative—to increase efforts on reducing gun violence.</p> <p>\$ 4,191 Appropriation Increase</p>	<p>Child Predator Interception \$ 554 —to continue current program.</p> <p>Tobacco Law Enforcement \$ -134 —reduction in administrative costs.</p> <p>School Safety \$ 137 —to continue current program.</p>
--	---

All other appropriations are recommended at the current year funding levels.

Program: Public Protection and Law Enforcement (continued)

Program Recommendations: (continued) This budget recommends the following changes: (Dollar Amounts in Thousands)

This budget also recommends the following changes in appropriations from restricted accounts.

\$ 160	Home Improvement Consumer Protection —to continue current program.	\$ 100	Reimbursement to Counties - Full Time District Attorneys (EA) —to continue current program.
\$ 179	Office of Consumer Advocate —to continue current program.		

Appropriations within this Program:

(Dollar Amounts in Thousands)

	2018-19 Actual	2019-20 Available	2020-21 Budget	2021-22 Estimated	2022-23 Estimated	2023-24 Estimated	2024-25 Estimated
GENERAL FUND:							
General Government Operations	\$ 46,496	\$ 47,496	\$ 48,998	\$ 48,998	\$ 48,998	\$ 48,998	\$ 48,998
Drug Law Enforcement.....	28,607	49,682	53,323	53,323	53,323	53,323	53,323
Local Drug Task Forces.....	13,644	0	0	0	0	0	0
Strategic Response Team	2,460	0	0	0	0	0	0
Joint Local-State Firearm Task Force.....	4,378	6,878	11,069	11,069	11,069	11,069	11,069
Witness Relocation.....	1,215	1,215	1,215	1,215	1,215	1,215	1,215
Child Predator Interception.....	5,375	5,375	5,929	5,929	5,929	5,929	5,929
Tobacco Law Enforcement	2,241	1,648	1,514	1,514	1,514	1,514	1,514
School Safety	600	1,696	1,833	1,833	1,833	1,833	1,833
County Trial Reimbursement.....	200	200	200	200	200	200	200
TOTAL GENERAL FUND	\$ 105,216	\$ 114,190	\$ 124,081	\$ 124,081	\$ 124,081	\$ 124,081	\$ 124,081

Program Measures:

	2014-15 Actual	2015-16 Actual	2016-17 Actual	2017-18 Actual	2018-19 Actual	2019-20 Estimated	2020-21 Estimated
--	-------------------	-------------------	-------------------	-------------------	-------------------	----------------------	----------------------

Utilize statewide investigative grand juries as appropriate to investigate and prosecute organized crime and public corruption.

Cases presented to the Statewide Investigating Grand Jury.....	84	115	38	145	160	160	160
--	----	-----	----	-----	-----	-----	-----

Curtail drug abuse in the commonwealth by apprehending illegal drug traffickers.

Local drug task force arrests	8,472	7,008	7,778	6,294	5,520	5,520	5,520
Drug arrests resulting from Grand Jury presentments.....	146	202	59	124	77	77	77

Increase compliance by estates, charities, nonprofits and health care conversions with established rules and regulations.

Review of estates, charities, nonprofits, and health care conversions for compliance with rules and regulations.....	1,928	2,205	2,109	1,816	1,829	1,920	2,016
--	-------	-------	-------	-------	-------	-------	-------

Decrease incidence of fraud and deceptive business practices and secure the recovery of damages to the commonwealth and its citizens.

Consumer complaints concerning business practices that were mediated.....	26,591	20,736	20,230	22,976	25,774	26,000	26,000
Dollar value of recoupment to consumers regarding business practices (in thousands).....	3,652	2,940	2,881	3,016	4,160	4,000	4,000

Program: Public Protection and Law Enforcement (continued)

Program Measures: (continued)	2014-15 Actual	2015-16 Actual	2016-17 Actual	2017-18 Actual	2018-19 Actual	2019-20 Estimated	2020-21 Estimated
Legal actions resulting from consumer tips, complaints, and other sources.....	110	115	114	80	156	100	100
Dollar value of relief awarded on behalf of consumers related to legal actions (in thousands).....	\$23,529	\$8,116	\$368	\$3,216	\$46,227	\$3,000	\$3,000
Consumer complaints concerning business practices - health care industry.....	2,513	2,153	1,939	1,863	2,157	1,850	1,800
Dollar value of recoupment to consumers regarding business practices - health care industry (in thousands)	\$1,270	\$1,825	\$2,172	\$893	\$1,280	\$900	\$850

– THIS PAGE INTENTIONALLY LEFT BLANK –



AUDITOR GENERAL

The mission of the [Auditor General](#) is to post-audit the affairs of state government agencies and certain local government agencies, officials and organizations.

The objective is to ensure conformance with established legislative and administrative regulations and to assure that all money has been disbursed legally and properly. In addition, the Auditor General examines the accounts of revenue collecting agents to ensure that all money due the commonwealth was reported and transmitted properly.

Programs and Goals

Auditing: *To ensure that all revenue to which the commonwealth is entitled is deposited in the State Treasury and that public money is disbursed legally and properly.*

Municipal Pension Systems: *To assist municipal pension systems through review and audit of their pension funds.*

Summary by Fund and Appropriation

	(Dollar Amounts in Thousands)		
	2018-19 ACTUAL	2019-20 AVAILABLE	2020-21 BUDGET
GENERAL FUND:			
<i>General Government:</i>			
Auditor General's Office.....	\$ 40,506	\$ 36,455	\$ 37,365
(A) Auditing Service Reimbursements.....	14,237	11,795	10,845
Special Financial Audits.....	500	500	0
Subtotal.....	<u>\$ 55,243</u>	<u>\$ 48,750</u>	<u>\$ 48,210</u>
Board of Claims.....	1,899	1,910	1,910
Subtotal - State Funds.....	\$ 42,905	\$ 38,865	\$ 39,275
Subtotal - Augmentations.....	14,237	11,795	10,845
Total - General Government.....	<u>\$ 57,142</u>	<u>\$ 50,660</u>	<u>\$ 50,120</u>
STATE FUNDS.....	\$ 42,905	\$ 38,865	\$ 39,275
AUGMENTATIONS.....	14,237	11,795	10,845
GENERAL FUND TOTAL.....	<u>\$ 57,142</u>	<u>\$ 50,660</u>	<u>\$ 50,120</u>
OTHER FUNDS:			
MUNICIPAL PENSION AID FUND:			
(R) Municipal Pension Aid.....	\$ 300,206	\$ 329,482	\$ 332,912
(R) Post-Retirement.....	1,337	1,169	1,046
MUNICIPAL PENSION AID FUND TOTAL.....	<u>\$ 301,543</u>	<u>\$ 330,651</u>	<u>\$ 333,958</u>
DEPARTMENT TOTAL - ALL FUNDS			
GENERAL FUND.....	\$ 42,905	\$ 38,865	\$ 39,275
MOTOR LICENSE FUND.....	0	0	0
LOTTERY FUND.....	0	0	0
FEDERAL FUNDS.....	0	0	0
AUGMENTATIONS.....	14,237	11,795	10,845
RESTRICTED.....	0	0	0
OTHER FUNDS.....	301,543	330,651	333,958
TOTAL ALL FUNDS.....	<u>\$ 358,685</u>	<u>\$ 381,311</u>	<u>\$ 384,078</u>

Program Funding Summary

(Dollar Amounts in Thousands)

	2018-19 Actual	2019-20 Available	2020-21 Budget	2021-22 Estimated	2022-23 Estimated	2023-24 Estimated	2024-25 Estimated
AUDITING							
GENERAL FUND.....	\$ 42,905	\$ 38,865	\$ 39,275	\$ 39,275	\$ 39,360	\$ 39,275	\$ 39,275
MOTOR LICENSE FUND.....	0	0	0	0	0	0	0
LOTTERY FUND.....	0	0	0	0	0	0	0
FEDERAL FUNDS.....	0	0	0	0	0	0	0
AUGMENTATIONS.....	14,237	11,795	10,845	10,845	10,845	10,845	10,845
RESTRICTED.....	0	0	0	0	0	0	0
OTHER FUNDS.....	0	0	0	0	0	0	0
SUBCATEGORY TOTAL.....	\$ 57,142	\$ 50,660	\$ 50,120	\$ 50,120	\$ 50,205	\$ 50,120	\$ 50,120
MUNICIPAL PENSION SYSTEMS							
GENERAL FUND.....	\$ 0	\$ 0	\$ 0	\$ 0	\$ 0	\$ 0	\$ 0
MOTOR LICENSE FUND.....	0	0	0	0	0	0	0
LOTTERY FUND.....	0	0	0	0	0	0	0
FEDERAL FUNDS.....	0	0	0	0	0	0	0
AUGMENTATIONS.....	0	0	0	0	0	0	0
RESTRICTED.....	0	0	0	0	0	0	0
OTHER FUNDS.....	301,543	330,651	333,958	333,958	333,958	333,958	333,958
SUBCATEGORY TOTAL.....	\$ 301,543	\$ 330,651	\$ 333,958	\$ 333,958	\$ 333,958	\$ 333,958	\$ 333,958
ALL PROGRAMS:							
GENERAL FUND.....	\$ 42,905	\$ 38,865	\$ 39,275	\$ 39,275	\$ 39,360	\$ 39,275	\$ 39,275
MOTOR LICENSE FUND.....	0	0	0	0	0	0	0
LOTTERY FUND.....	0	0	0	0	0	0	0
FEDERAL FUNDS.....	0	0	0	0	0	0	0
AUGMENTATIONS.....	14,237	11,795	10,845	10,845	10,845	10,845	10,845
RESTRICTED.....	0	0	0	0	0	0	0
OTHER FUNDS.....	301,543	330,651	333,958	333,958	333,958	333,958	333,958
DEPARTMENT TOTAL.....	\$ 358,685	\$ 381,311	\$ 384,078	\$ 384,078	\$ 384,163	\$ 384,078	\$ 384,078

Program: Auditing

Goal: To ensure that all revenue to which the commonwealth is entitled is deposited in the State Treasury and that public money is disbursed legally and properly.

The [Department of the Auditor General](#) is provided authority through the Fiscal Code to [audit the financial affairs and the performance](#) of state government, as well as the affairs of certain local government entities. The department is also authorized to perform audits of any entity receiving funds from the commonwealth or any entity collecting funds that belong to the commonwealth.

Each year, the department performs thousands of [regular and performance audits](#) of commonwealth agencies, boards, commissions and state institutions, such as state higher education and correctional facilities, to ensure money is disbursed legally and properly. The department also examines and audits accounts of revenue collecting agents, including local government officials such as those in the magisterial district courts and county row offices, to ensure that all funds due to the commonwealth have been reported and transmitted properly and that the commonwealth's financial statements conform to Generally Accepted Accounting Principles. Finally, the department conducts audits of public entities that receive state funds, including local educational agencies, municipal pension plans, the Delaware and Susquehanna River Basin Commissions and volunteer firefighters' relief associations.

The Single Audit, which is a single financial/compliance audit of the commonwealth's federal aid programs and the commonwealth's Comprehensive Annual Financial Report, is jointly performed each year by the department and an independent certified public accounting firm.

In accordance with Section 402 of the Fiscal Code, special audits, including performance audits, may be made at any time when, in the Auditor General's judgment, they appear to be necessary and are required to be conducted in accordance with Generally Accepted Government Auditing Standards. Special audits must be conducted by the Auditor General at the Governor's request. The Auditor General also has the authority to demand and compel the production of documents.

The Auditor General has a variety of other responsibilities imposed by law. For example, the Auditor General is a signatory, along with the Governor and State Treasurer, for approval of short-term and long-term borrowing by state government. The Auditor General is also a statutory member of the [Pennsylvania Higher Educational Facilities Authority](#), the [State Public School Building Authority](#), the [Delaware River Port Authority](#), the Local Government Records Committee and the Joint Interstate Bridge Commission.

The department also provides administrative services for the [Board of Claims](#). The Board of Claims operates within this program as an independent judicial and administrative body with jurisdiction to hear and determine claims against the commonwealth that equal or exceed \$300.

Program Recommendations:

This budget recommends the following changes: (Dollar Amounts in Thousands)

<p>Auditor General's Office \$ 910 —to continue current program.</p>	<p>Special Financial Audits \$ -500 —program elimination.</p>
---	--

All other appropriations are recommended at the current year funding level.

Appropriations within this Program:

(Dollar Amounts in Thousands)

	2018-19 Actual	2019-20 Available	2020-21 Budget	2021-22 Estimated	2022-23 Estimated	2023-24 Estimated	2024-25 Estimated
GENERAL FUND:							
Auditor General's Office	\$ 40,506	\$ 36,455	\$ 37,365	\$ 37,365	\$ 37,365	\$ 37,365	\$ 37,365
Special Financial Audits.....	500	500	0	0	0	0	0
Security and Other Expenses - Outgoing							
Governor.....	0	0	0	0	85	0	0
Board of Claims.....	1,899	1,910	1,910	1,910	1,910	1,910	1,910
TOTAL GENERAL FUND	\$ 42,905	\$ 38,865	\$ 39,275	\$ 39,275	\$ 39,360	\$ 39,275	\$ 39,275

Program: Municipal Pension Systems

Goal: To assist municipal pension systems through review and audit of their pension funds.

In 1984, the General Assembly passed Act 205, known as the Municipal Pension Plan Funding Standard and Recovery Act. The act establishes criteria for determination of actuarial soundness and the amount of state-financed support that will be provided. The Auditor General is responsible for audits of approximately 2,600 governing units with approximately 2,700 municipal pension plans, for both uniformed and non-uniformed employees that receive state aid.

The Auditor General administers the [General Municipal Pension Systems State Aid Program](#), established by Act 205 to distribute funding to municipal pension plans for police officers, paid firefighters and other full-time municipal non-uniformed employees. The program is funded through the Municipal Pension Aid Fund, which

receives all proceeds of the Foreign Casualty Insurance Premiums Tax and a portion of the Foreign Fire Insurance Premiums Tax. The Auditor General is also responsible for distributing proceeds from the Fire Insurance Tax Fund to municipalities for payment to volunteer firefighter relief associations.

In 2016, the Auditor General absorbed the duties relating to municipal pension reporting and analysis under Act 205 of 1984 and Act 293 of 1972 that were formerly conducted by the Public Employee Retirement Commission (PERC), which was abolished by Act 100 of 2016. The duties were fully transitioned to the newly created [Municipal Pension Reporting Program](#) (MPRP) within the Department of the Auditor General's Office of Budget and Financial Management.

Program Recommendations:

This budget recommends the following changes: (Dollar Amounts in Thousands)

<p>MUNICIPAL PENSION AID FUND Municipal Pension Aid \$ 3,430 —to continue current program.</p>	<p>Post-Retirement \$ -123 —to continue current program.</p>
--	--

Appropriations within this Program:

(Dollar Amounts in Thousands)

	2018-19 Actual	2019-20 Available	2020-21 Budget	2021-22 Estimated	2022-23 Estimated	2023-24 Estimated	2024-25 Estimated
MUNICIPAL PENSION AID FUND:							
(R)Municipal Pension Aid	\$ 300,206	\$ 329,482	\$ 332,912	\$ 332,912	\$ 332,912	\$ 332,912	\$ 332,912
(R)Post-Retirement.....	1,337	1,169	1,046	1,046	1,046	1,046	1,046
TOTAL GENERAL FUND	\$ 301,543	\$ 330,651	\$ 333,958	\$ 333,958	\$ 333,958	\$ 333,958	\$ 333,958

– THIS PAGE INTENTIONALLY LEFT BLANK –



TREASURY DEPARTMENT

The Treasury Department is responsible for receiving all commonwealth monies and for depositing such monies in state depositories approved by the Board of Finance and Revenue, for managing all securities in its custody to the best advantage of the commonwealth, for pre-auditing all requisitions for the expenditures of funds and for disbursement of all state monies upon proper authorization to those entitled to receive payment.

Programs and Goals

Disbursement: *To receive and safeguard the monies of the commonwealth, to manage the funds to the best advantage of the commonwealth and to ensure that all disbursements of funds are legal and proper.*

Interstate Relations: *To promote interstate cooperation and progress through participation in various associations, commissions and organizations both regionally and nationally.*

Debt Service: *To provide for interest and principal requirements of notes and bonds issued by the commonwealth and other expenses related to debt service.*

Summary by Fund and Appropriation

	(Dollar Amounts in Thousands)		
	2018-19	2019-20	2020-21
	ACTUAL	AVAILABLE	BUDGET
GENERAL FUND:			
<i>General Government:</i>			
General Government Operations.....	\$ 36,990	\$ 36,593	\$ 39,003
(A)Unemployment Compensation Service Reimbursements.....	4,366	5,200	4,710
(A)Administrative Service Fees.....	1,782	1,956	1,973
(A)Unclaimed Property Service Fees.....	3,374	652	925
Subtotal.....	<u>\$ 46,512</u>	<u>\$ 44,401</u>	<u>\$ 46,611</u>
Board of Finance and Revenue.....	2,956	2,931	3,160
Divestiture Reimbursement.....	39	40	83
Publishing Monthly Statements.....	15	10	5
Intergovernmental Organizations.....	1,070	1,128	1,138
Information Technology Modernization.....	1,000	0	0
Information Technology Cyber Security.....	0	1,000	1,000
Subtotal - State Funds.....	\$ 42,070	\$ 41,702	\$ 44,389
Subtotal - Augmentations.....	9,522	7,808	7,608
Total - General Government.....	<u>\$ 51,592</u>	<u>\$ 49,510</u>	<u>\$ 51,997</u>
<i>Grants and Subsidies:</i>			
Law Enforcement & Emergency Response Personnel Death Benefit.....	\$ 2,980	\$ 2,980	\$ 2,980
Transfer to ABLE Fund.....	1,130	1,130	900
Total - Grants and Subsidies.....	<u>\$ 4,110</u>	<u>\$ 4,110</u>	<u>\$ 3,880</u>
<i>Debt Service:</i>			
Loan and Transfer Agent.....	\$ 40	\$ 40	\$ 40
Cash Management Loan Interest (EA).....	734	7,500 ^a	15,000
General Obligation Debt Service.....	1,118,000	1,144,000	1,150,000
Total - Debt Service.....	<u>\$ 1,118,774</u>	<u>\$ 1,151,540</u>	<u>\$ 1,165,040</u>
STATE FUNDS.....	\$ 1,164,954	\$ 1,197,352	\$ 1,213,309
AUGMENTATIONS.....	9,522	7,808	7,608
GENERAL FUND TOTAL.....	<u>\$ 1,174,476</u>	<u>\$ 1,205,160</u>	<u>\$ 1,220,917</u>
MOTOR LICENSE FUND:			
<i>General Government:</i>			
Administration Refunding Liquid Fuels Tax.....	\$ 533	\$ 533	\$ 551
<i>Refunds:</i>			
Refunding Liquid Fuels Taxes - State Share (EA).....	\$ 4,743	\$ 5,000	\$ 5,000
Refunding Liquid Fuels Taxes - Agriculture (EA).....	4,807	4,000	4,500
Refunding Liquid Fuels Taxes - Political Subdivisions (EA).....	3,800	5,000	5,000
Refunding Liquid Fuels Taxes - Volunteer Services (EA).....	600	500	800
Refunding Liquid Fuels Taxes - Snowmobiles & ATVs (EA).....	1,000	1,000	1,000
Refunding Liquid Fuels Taxes - Boat Fund (EA).....	11,130	12,223	12,300
Total - Refunds.....	<u>\$ 26,080</u>	<u>\$ 27,723</u>	<u>\$ 28,600</u>

Summary by Fund and Appropriation

	(Dollar Amounts in Thousands)		
	2018-19 ACTUAL	2019-20 AVAILABLE	2020-21 BUDGET
Debt Service:			
Capital Debt Transportation Projects.....	\$ 35,619	\$ 35,661	\$ 35,736
General Obligation Debt Service.....	17,815	17,748	17,859
(R)Capital Bridge Debt Service (EA).....	51,054	51,156	56,565
Loan and Transfer Agent.....	50	40	40
Subtotal - State Funds.....	\$ 53,484	\$ 53,449	\$ 53,635
Subtotal - Restricted Revenues.....	51,054	51,156	56,565
Total - Debt Service.....	\$ 104,538	\$ 104,605	\$ 110,200
STATE FUNDS.....	\$ 80,097	\$ 81,705	\$ 82,786
RESTRICTED REVENUES.....	51,054	51,156	56,565
MOTOR LICENSE FUND TOTAL.....	\$ 131,151	\$ 132,861	\$ 139,351
OTHER FUNDS:			
ACHIEVING A BETTER LIFE EXPERIENCE FUND:			
General Operations.....	\$ 1,130	\$ 1,130	\$ 1,130
ENVIRONMENTAL STEWARDSHIP FUND:			
Debt Service for Growing Greener (EA).....	\$ 26,053	\$ 20,000	\$ 13,782
LIQUID FUELS TAX FUND:			
Refunding Liquid Fuels Taxes - Boat Fund (EA).....	\$ 103	\$ 105	\$ 110
TUITION ACCOUNT GUARANTEED SAVINGS PROGRAM FUND:			
Tuition Account Program Bureau.....	\$ 3,039	\$ 3,039	\$ 3,339
(A)Application Fees.....	2,161	2,170	1,870
TUITION ACCOUNT GUARANTEED SAVINGS PROGRAM FUND TOTAL.....	\$ 5,200	\$ 5,209	\$ 5,209
DEPARTMENT TOTAL - ALL FUNDS			
GENERAL FUND.....	\$ 1,164,954	\$ 1,197,352	\$ 1,213,309
MOTOR LICENSE FUND.....	80,097	81,705	82,786
LOTTERY FUND.....	0	0	0
FEDERAL FUNDS.....	0	0	0
AUGMENTATIONS.....	9,522	7,808	7,608
RESTRICTED.....	51,054	51,156	56,565
OTHER FUNDS.....	32,486	26,444	20,231
TOTAL ALL FUNDS.....	\$ 1,338,113	\$ 1,364,465	\$ 1,380,499

^a Includes recommended executive authorization increase of \$5,000,000.

Program Funding Summary

(Dollar Amounts in Thousands)

	2018-19 Actual	2019-20 Available	2020-21 Budget	2021-22 Estimated	2022-23 Estimated	2023-24 Estimated	2024-25 Estimated
DISBURSEMENT							
GENERAL FUND.....	\$ 45,095	\$ 44,674	\$ 47,126	\$ 47,126	\$ 47,126	\$ 47,126	\$ 47,126
MOTOR LICENSE FUND.....	26,613	28,256	29,151	29,151	29,151	29,151	29,151
LOTTERY FUND.....	0	0	0	0	0	0	0
FEDERAL FUNDS.....	0	0	0	0	0	0	0
AUGMENTATIONS.....	9,522	7,808	7,608	0	0	0	0
RESTRICTED.....	0	0	0	0	0	0	0
OTHER FUNDS.....	6,433	6,444	6,449	6,449	6,449	6,449	6,449
SUBCATEGORY TOTAL.....	\$ 87,663	\$ 87,182	\$ 90,334	\$ 82,726	\$ 82,726	\$ 82,726	\$ 82,726
INTERSTATE RELATIONS							
GENERAL FUND.....	\$ 1,070	\$ 1,128	\$ 1,138	\$ 1,138	\$ 1,138	\$ 1,138	\$ 1,138
MOTOR LICENSE FUND.....	0	0	0	0	0	0	0
LOTTERY FUND.....	0	0	0	0	0	0	0
FEDERAL FUNDS.....	0	0	0	0	0	0	0
AUGMENTATIONS.....	0	0	0	0	0	0	0
RESTRICTED.....	0	0	0	0	0	0	0
OTHER FUNDS.....	0	0	0	0	0	0	0
SUBCATEGORY TOTAL.....	\$ 1,070	\$ 1,128	\$ 1,138	\$ 1,138	\$ 1,138	\$ 1,138	\$ 1,138
DEBT SERVICE							
GENERAL FUND.....	\$ 1,118,789	\$ 1,151,550	\$ 1,165,045	\$ 1,263,643	\$ 1,304,189	\$ 1,383,644	\$ 1,411,619
MOTOR LICENSE FUND.....	53,484	53,449	53,635	54,085	53,743	47,712	47,553
LOTTERY FUND.....	0	0	0	0	0	0	0
FEDERAL FUNDS.....	0	0	0	0	0	0	0
AUGMENTATIONS.....	0	0	0	0	0	0	0
RESTRICTED.....	51,054	51,156	56,565	71,369	71,862	72,713	73,099
OTHER FUNDS.....	26,053	20,000	13,782	13,795	12,605	10,826	10,874
SUBCATEGORY TOTAL.....	\$ 1,249,380	\$ 1,276,155	\$ 1,289,027	\$ 1,402,892	\$ 1,442,399	\$ 1,514,895	\$ 1,543,145
ALL PROGRAMS:							
GENERAL FUND.....	\$ 1,164,954	\$ 1,197,352	\$ 1,213,309	\$ 1,311,907	\$ 1,352,453	\$ 1,431,908	\$ 1,459,883
MOTOR LICENSE FUND.....	80,097	81,705	82,786	83,236	82,894	76,863	76,704
LOTTERY FUND.....	0	0	0	0	0	0	0
FEDERAL FUNDS.....	0	0	0	0	0	0	0
AUGMENTATIONS.....	9,522	7,808	7,608	0	0	0	0
RESTRICTED.....	51,054	51,156	56,565	71,369	71,862	72,713	73,099
OTHER FUNDS.....	32,486	26,444	20,231	20,244	19,054	17,275	17,323
DEPARTMENT TOTAL.....	\$ 1,338,113	\$ 1,364,465	\$ 1,380,499	\$ 1,486,756	\$ 1,526,263	\$ 1,598,759	\$ 1,627,009

Program: Disbursement

Goal: To receive and safeguard the monies of the commonwealth, to manage the funds to the best advantage of the commonwealth and to ensure that all disbursements of funds are legal and proper.

The [Treasury Department](#) is required to receive and deposit all monies of the commonwealth, invest any commonwealth monies that accumulate beyond the daily needs of the various funds, manage to the best possible advantage all securities in its custody, pre-audit requisitions for the expenditure of funds and disburse all state monies upon proper authorization to those entitled to receive payment.

The Treasury Department also maintains accounting controls and disburses all checks to recipients of public assistance. This includes pre-auditing, printing and mailing checks to individual recipients and banks. Deposits are kept in approximately 47 financial institutions throughout Pennsylvania, including approximately 13 banks that also function as active depositories. The State Treasurer is Chairman of the [Board of Finance and Revenue](#) which is charged with reviewing and deciding tax appeals concerning settlements made between the commonwealth and persons, associations and corporations. The board also administers the program for refunding liquid fuels taxes to groups exempt by legislation from these taxes.

The Treasury Department is required to pay death benefits, adjusted annually for inflation, to the surviving spouse or children of public safety workers, firefighters or law enforcement officers of the commonwealth killed in the performance of their duties and to reimburse political

subdivisions for such payments made to survivors of local firefighters or law enforcement officers.

The Treasury Department administers the [Tuition Account Program](#), which provides two programs for postsecondary educational savings. The Tuition Account [Guaranteed Savings Program](#) Fund provides for the advance purchase of tuition credits for students who will attend institutions of higher education. Savings for higher education may also be made through the Tuition Account [Investment Program](#) Fund.

The State Treasurer is responsible for the administration and enforcement of the commonwealth's abandoned and [unclaimed property laws](#). Tangible and intangible property that has remained unclaimed for three or more years is reported and remitted to the Treasury Department by holders in possession of the property. The commonwealth maintains perpetual custody of the property until it is claimed by the rightful owner. Revenues generated by collection of unclaimed property are deposited directly to the General Fund.

The Treasury Department administers the [Achieving a Better Life Experience Fund](#), which provides qualifying individuals with disabilities and their families with an option, tax-free, to save for disability-related expenses while maintaining government benefits.

Program Recommendations:

This budget recommends the following changes: (Dollar Amounts in Thousands)

	GENERAL FUND			MOTOR LICENSE FUND
	General Government Operations			Administration Refunding Liquid Fuels Tax
\$	2,410	—to continue current program.	\$	18
				—based on most recent projection of program requirements.
	Board of Finance and Revenue			Refunding Liquid Fuels Taxes - Agriculture (EA)
\$	229	—to continue current program.		500
				—based on most recent projection of program requirements.
	Divestiture Reimbursement			Refunding Liquid Fuels Taxes - Volunteer Services (EA)
\$	43	—increase in program requirements.	\$	300
				—based on most recent projection of program requirements.
	Transfer to ABLE Fund			Refunding Liquid Fuels Taxes - Boat Fund (EA)
\$	-230	—based on most recent projection of program requirements.	\$	77
				—based on most recent projection of program requirements.

All other appropriations and executive authorizations are recommended at the current year funding levels.

Program: Disbursement (continued)

Appropriations within this Program:

(Dollar Amounts in Thousands)

	2018-19 Actual	2019-20 Available	2020-21 Budget	2021-22 Estimated	2022-23 Estimated	2023-24 Estimated	2024-25 Estimated
GENERAL FUND:							
General Government Operations	\$ 36,990	\$ 36,593	\$ 39,003	\$ 39,003	\$ 39,003	\$ 39,003	\$ 39,003
Board of Finance and Revenue	2,956	2,931	3,160	3,160	3,160	3,160	3,160
Divestiture Reimbursement	39	40	83	83	83	83	83
Information Technology Modernization	1,000	0	0	0	0	0	0
Information Technology Cyber Security	0	1,000	1,000	1,000	1,000	1,000	1,000
Law Enforcement & Emergency Response							
Personnel Death Benefit	2,980	2,980	2,980	2,980	2,980	2,980	2,980
Transfer to ABLE Fund	1,130	1,130	900	900	900	900	900
TOTAL GENERAL FUND	\$ 45,095	\$ 44,674	\$ 47,126	\$ 47,126	\$ 47,126	\$ 47,126	\$ 47,126
MOTOR LICENSE FUND:							
Administration Refunding Liquid Fuels Tax	\$ 533	\$ 533	\$ 551	\$ 551	\$ 551	\$ 551	\$ 551
Refunding Liquid Fuels Taxes -							
State Share (EA)	4,743	5,000	5,000	5,000	5,000	5,000	5,000
Refunding Liquid Fuels Taxes -							
Agriculture (EA)	4,807	4,000	4,500	4,500	4,500	4,500	4,500
Refunding Liquid Fuels Taxes -							
Political Subdivisions (EA)	3,800	5,000	5,000	5,000	5,000	5,000	5,000
Refunding Liquid Fuels Taxes -							
Volunteer Services (EA)	600	500	800	800	800	800	800
Refunding Liquid Fuels Taxes -							
Snowmobiles & ATVs (EA)	1,000	1,000	1,000	1,000	1,000	1,000	1,000
Refunding Liquid Fuels Taxes -							
Boat Fund (EA)	11,130	12,223	12,300	12,300	12,300	12,300	12,300
TOTAL MOTOR LICENSE FUND	\$ 26,613	\$ 28,256	\$ 29,151	\$ 29,151	\$ 29,151	\$ 29,151	\$ 29,151

Program: Interstate Relations

Goal: To promote interstate cooperation and progress through participation in various associations, commissions and organizations both regionally and nationally.

Pennsylvania promotes interstate cooperation and progress through participation in various associations, commissions and organizations with other states and units of government. As a member of the [Council of State Governments](#), [National Conference of State Legislatures](#) and the [National Governors' Association](#), Pennsylvania helps coordinate ideas on programs, interstate progress, budgets, federal-state relations, education, labor, research, and general information with other states, United States Congress and the federal Executive Branch.

The State and Local Legal Center provides for

Pennsylvania's participation in a center to advance and defend the interests of state and local governments in matters involving federal preemption, state taxing and spending powers, [the Tenth Amendment to the United States Constitution](#) and other issues.

This program also covers Pennsylvania's cost of the [Great Lakes Commission](#) and the [Council of Great Lakes Governors](#). These organizations were established to plan and promote a unified and balanced strategy for the development, use and conservation of Great Lakes Basin water resources.

Program Recommendations:

This budget recommends the following changes: (Dollar Amounts in Thousands)

\$ 10 **Intergovernmental Organizations**
—to continue current program.

Appropriations within this Program:

(Dollar Amounts in Thousands)

	2018-19 Actual	2019-20 Available	2020-21 Budget	2021-22 Estimated	2022-23 Estimated	2023-24 Estimated	2024-25 Estimated
GENERAL FUND:							
Intergovernmental Organizations	\$ 1,070	\$ 1,128	\$ 1,138	\$ 1,138	\$ 1,138	\$ 1,138	\$ 1,138

Program: Debt Service

Goal: To provide for interest and principal requirements of notes and bonds issued by the commonwealth and other expenses related to debt service.

The commonwealth, through the [Treasury Department](#), is obligated to meet principal and interest requirements and other expenses related to debt service.

Long-term bonds are issued by the state to finance the cost of public improvements that represent a heavy financial burden which cannot be funded through current revenues.

These bond issues provide funds for:

- The acquisition and development of public recreation and historic sites and facilities
- Economic revitalization efforts
- Low-cost loans for water supply and sewage treatment improvements
- A wide variety of construction and renovation projects for hospitals, higher education facilities, state parks, flood control, correctional institutions and various public buildings.

Program Recommendations:

This budget recommends the following changes: (Dollar Amounts in Thousands)

GENERAL FUND		MOTOR LICENSE FUND	
	Publishing Monthly Statements		Capital Debt Transportation Projects
\$	-5 —reduction in debt service related costs.	\$	75 —the net effect on principal and interest requirements.
	Cash Management Loan Interest (EA)		General Obligation Debt Service
\$	7,500 —short-term gap financing.	\$	111 —the net effect on principal and interest requirements.
	General Obligation Debt Service		ENVIRONMENTAL STEWARDSHIP FUND
\$	6,000 —the net effect on principal and interest requirements.		Debt Service for Growing Greener (EA)
		\$	-6,218 —the net effect on principal and interest requirements.

All other appropriations are recommended at the current year funding levels.

Appropriations within this Program:

(Dollar Amounts in Thousands)

	2018-19 Actual	2019-20 Available	2020-21 Budget	2021-22 Estimated	2022-23 Estimated	2023-24 Estimated	2024-25 Estimated
GENERAL FUND:							
Publishing Monthly Statements	\$ 15	\$ 10	\$ 5	\$ 5	\$ 5	\$ 5	\$ 5
Loan and Transfer Agent	40	40	40	40	40	40	40
Cash Management Loan Interest (EA)	734	7,500	15,000	15,000	15,000	15,000	15,000
General Obligation Debt Service	1,118,000	1,144,000	1,150,000	1,248,598	1,289,144	1,368,599	1,396,574
TOTAL GENERAL FUND	\$ 1,118,789	\$ 1,151,550	\$ 1,165,045	\$ 1,263,643	\$ 1,304,189	\$ 1,383,644	\$ 1,411,619
MOTOR LICENSE FUND:							
Capital Debt Transportation Projects	\$ 35,619	\$ 35,661	\$ 35,736	\$ 35,779	\$ 35,826	\$ 35,873	\$ 35,920
General Obligation Debt Service	17,815	17,748	17,859	18,266	17,877	11,799	11,593
Loan and Transfer Agent	50	40	40	40	40	40	40
TOTAL MOTOR LICENSE FUND	\$ 53,484	\$ 53,449	\$ 53,635	\$ 54,085	\$ 53,743	\$ 47,712	\$ 47,553
ENVIRONMENTAL STEWARDSHIP FUND:							
Debt Service for Growing Greener (EA)	\$ 26,053	\$ 20,000	\$ 13,782	\$ 13,795	\$ 12,605	\$ 10,826	\$ 10,874



DEPARTMENT OF AGING

The mission of the Department of Aging is to enhance the quality of life of older Pennsylvanians by empowering the community, the family and the individual.

The department provides a single point of contact through which older Pennsylvanians can address their concerns to state government.

Statewide services are provided through the local Area Agencies on Aging. Services include home and community-based services, nutrition, employment, transportation, domiciliary care and protection. Additionally, the department manages the pharmaceutical assistance program for older Pennsylvanians.

Programs and Goals

Community Services for Older Pennsylvanians: *To enable older Pennsylvanians to maintain active and independent lives in their own homes or alternative community living arrangements.*

Pharmaceutical Assistance: *To assist eligible older Pennsylvanians who experience difficulty meeting the cost of prescription drugs necessary to maintain healthy lives.*

Summary by Fund and Appropriation

	(Dollar Amounts in Thousands)		
	2018-19 ACTUAL	2019-20 AVAILABLE	2020-21 BUDGET
GENERAL FUND:			
General Government:			
(F)Programs for the Aging - Title III - Administration.....	\$ 1,781	\$ 1,781	\$ 1,781
(F)Programs for the Aging - Title V - Administration.....	127	127	127
(F)Medical Assistance - Administration.....	2,272	2,272	888
(F)Programs for the Aging - Title VII - Administration.....	352	352	352
Subtotal.....	<u>\$ 4,532</u>	<u>\$ 4,532</u>	<u>\$ 3,148</u>
Total - General Government.....	<u>\$ 4,532</u>	<u>\$ 4,532</u>	<u>\$ 3,148</u>
Grants and Subsidies:			
(F)Programs for the Aging - Title III.....	\$ 52,000	\$ 52,000	\$ 52,000
(F)Programs for the Aging - Nutrition.....	10,000	10,000	10,000
(F)Programs for the Aging - Title V - Employment.....	8,000	8,000	8,000
(F)Programs for the Aging - Title VII - Elder Rights Protection.....	4,700	4,700	7,800
(F)Medical Assistance - Attendant Care.....	55,770	23,222	69
(F)Medical Assistance Support.....	9,000	9,000	9,000
(F)Medical Assistance Nursing Home Transition Administration.....	700	700	700
(F)Pre-Admission Assessment.....	4,000	4,000	4,000
(F)Programs for the Aging - Title III - Caregiver Support.....	10,000	10,000	10,000
Subtotal.....	<u>\$ 154,170</u>	<u>\$ 121,622</u>	<u>\$ 101,569</u>
Total - Grants and Subsidies.....	<u>\$ 154,170</u>	<u>\$ 121,622</u>	<u>\$ 101,569</u>
GENERAL FUND TOTAL.....	<u>\$ 158,702</u>	<u>\$ 126,154</u>	<u>\$ 104,717</u>
LOTTERY FUND:			
General Government:			
General Government Operations.....	\$ 8,315	\$ 8,743	\$ 9,966
(A)Day Care Licensure.....	12	11	11
(A)Digital Fingerprint Fees.....	82	27	60
Subtotal.....	<u>\$ 8,409</u>	<u>\$ 8,781</u>	<u>\$ 10,037</u>
Subtotal - State Funds.....	\$ 8,315	\$ 8,743	\$ 9,966
Subtotal - Augmentations.....	94	38	71
Total - General Government.....	<u>\$ 8,409</u>	<u>\$ 8,781</u>	<u>\$ 10,037</u>
Grants and Subsidies:			
PENNCARE.....	\$ 333,778	\$ 293,043^a	\$ 293,826
(A)Attendant Care Patient Fees.....	342	356	356
(A)Adult Protective Services.....	369	369	369
Subtotal.....	<u>\$ 334,489</u>	<u>\$ 293,768</u>	<u>\$ 294,551</u>
Pre-Admission Assessment.....	8,749	8,750	8,750
Caregiver Support.....	11,573	12,103	12,103
Alzheimer's Outreach.....	250	250	250
Transfer to Pharmaceutical Assistance Fund.....	155,000	145,000^b	145,000
Grants to Senior Centers.....	2,000	2,000	2,000
Subtotal - State Funds.....	\$ 511,350	\$ 461,146	\$ 461,929
Subtotal - Augmentations.....	711	725	725
Total - Grants and Subsidies.....	<u>\$ 512,061</u>	<u>\$ 461,871</u>	<u>\$ 462,654</u>
STATE FUNDS.....	\$ 519,665	\$ 469,889	\$ 471,895
AUGMENTATIONS.....	805	763	796
LOTTERY FUND TOTAL.....	<u>\$ 520,470</u>	<u>\$ 470,652</u>	<u>\$ 472,691</u>

Summary by Fund and Appropriation

	(Dollar Amounts in Thousands)		
	2018-19 ACTUAL	2019-20 AVAILABLE	2020-21 BUDGET
OTHER FUNDS:			
TOBACCO SETTLEMENT FUND:			
Home and Community-Based Services (EA).....	\$ 22,363	\$ 0	\$ 0
PHARMACEUTICAL ASSISTANCE FUND:			
PACE Contracted Services (EA).....	\$ 1,285 ^c	\$ 0 ^c	\$ 1,077 ^c
(A)Dept of Corrections Claims.....	769	790	790
Administration of PACE (EA).....	1,356	1,280	1,311
PHARMACEUTICAL ASSISTANCE FUND TOTAL.....	\$ 3,410	\$ 2,070	\$ 3,178
DEPARTMENT TOTAL - ALL FUNDS			
GENERAL FUND.....	\$ 0	\$ 0	\$ 0
MOTOR LICENSE FUND.....	0	0	0
LOTTERY FUND.....	519,665	469,889	471,895
FEDERAL FUNDS.....	158,702	126,154	104,717
AUGMENTATIONS.....	805	763	796
RESTRICTED.....	0	0	0
OTHER FUNDS.....	25,773	2,070	3,178
TOTAL ALL FUNDS.....	\$ 704,945	\$ 598,876	\$ 580,586

^a Reflects recommended appropriation reduction of \$12,281,000.

^b Reflects recommended appropriation reduction of \$10,000,000.

^c The PACE Contracted Services (EA) for 2018-19 Actual is \$156,285,000, 2019-20 Available is \$145,000,000, and 2020-21 Budget is \$146,077,000. Lottery Fund transfer to Pharmaceutical Assistance Fund not added to the total to avoid double counting.

Program Funding Summary

(Dollar Amounts in Thousands)

	2018-19 Actual	2019-20 Available	2020-21 Budget	2021-22 Estimated	2022-23 Estimated	2023-24 Estimated	2024-25 Estimated
COMMUNITY SERVICES FOR OLDER PENNSYLVANIANS							
GENERAL FUND.....	\$ 0	\$ 0	\$ 0	\$ 0	\$ 0	\$ 0	\$ 0
MOTOR LICENSE FUND.....	0	0	0	0	0	0	0
LOTTERY FUND.....	364,665	324,889	326,895	336,459	338,063	339,746	341,514
FEDERAL FUNDS.....	158,702	126,154	104,717	104,648	104,648	104,648	104,648
AUGMENTATIONS.....	805	763	796	796	796	796	796
RESTRICTED.....	0	0	0	0	0	0	0
OTHER FUNDS.....	22,363	0	0	0	0	0	0
SUBCATEGORY TOTAL.....	\$ 546,535	\$ 451,806	\$ 432,408	\$ 441,903	\$ 443,507	\$ 445,190	\$ 446,958
PHARMACEUTICAL ASSISTANCE							
GENERAL FUND.....	\$ 0	\$ 0	\$ 0	\$ 0	\$ 0	\$ 0	\$ 0
MOTOR LICENSE FUND.....	0	0	0	0	0	0	0
LOTTERY FUND.....	155,000	145,000	145,000	150,000	145,000	145,000	140,000
FEDERAL FUNDS.....	0	0	0	0	0	0	0
AUGMENTATIONS.....	0	0	0	0	0	0	0
RESTRICTED.....	0	0	0	0	0	0	0
OTHER FUNDS.....	3,410	2,070	3,178	2,101	2,101	2,101	2,101
SUBCATEGORY TOTAL.....	\$ 158,410	\$ 147,070	\$ 148,178	\$ 152,101	\$ 147,101	\$ 147,101	\$ 142,101
ALL PROGRAMS:							
GENERAL FUND.....	\$ 0	\$ 0	\$ 0	\$ 0	\$ 0	\$ 0	\$ 0
MOTOR LICENSE FUND.....	0	0	0	0	0	0	0
LOTTERY FUND.....	519,665	469,889	471,895	486,459	483,063	484,746	481,514
FEDERAL FUNDS.....	158,702	126,154	104,717	104,648	104,648	104,648	104,648
AUGMENTATIONS.....	805	763	796	796	796	796	796
RESTRICTED.....	0	0	0	0	0	0	0
OTHER FUNDS.....	25,773	2,070	3,178	2,101	2,101	2,101	2,101
DEPARTMENT TOTAL.....	\$ 704,945	\$ 598,876	\$ 580,586	\$ 594,004	\$ 590,608	\$ 592,291	\$ 589,059

Program: Community Services for Older Pennsylvanians

Goal: To enable older Pennsylvanians to maintain active and independent lives in their own homes or alternative community living arrangements.

The commonwealth's commitment to supporting older Pennsylvanians is demonstrated by a continuum of services ranging from independent living with the support of home and community-based services to institutional care. The commonwealth currently has over 3.2 million Pennsylvanians age 60 and older, and over 334,000 who are age 85 and older.

The [Department of Aging](#) has established a network of in-home and community-based services to address the varying needs of older Pennsylvanians. These programs enrich the lives and enable at-risk older Pennsylvanians to delay or avoid institutionalization. The 52 [Area Agencies on Aging](#) (AAAs), serving all 67 counties, provide aging services at the local level. The AAAs inform older Pennsylvanians of available supports, arrange transportation services, provide job placement services and sponsor more than 510 senior centers. The senior centers provide a full range of social, recreational and educational activities. Congregate meals, served by the centers, provide participating older Pennsylvanians with a nutritionally-balanced meal.

At-risk older Pennsylvanians require more extensive and personalized services to remain in their homes and communities and avoid relocating to an institutional setting such as a nursing facility. The department provides counseling to individuals to apprise them of choices in the continuum of care from community services to nursing facilities. Counseling is also provided to assist individuals currently residing in nursing facilities to transition to

community services when their needs can be safely met in the community. A continuum of services is available based on the functional and financial qualifications of the participant, ranging from home-delivered meals to intensive in-home services for older Pennsylvanians needing the level of care available in institutional settings. Services are designed to provide the least restrictive alternative to meet the individual's need. Persons with higher incomes share in the cost of services.

Additionally, under the [Older Adult Protective Services Act](#), protective services are provided to older Pennsylvanians who are at imminent risk of abuse, neglect, exploitation or abandonment. The department, through the AAAs, investigates reports of need and develops individualized plans to eliminate or mitigate the risks.

Attendant care services are maintained for adults with disabilities transitioning at age 60 from the [Department of Human Services' Long-Term Living program](#). The enhanced level of personal care services is provided until health changes indicate that a change in service level is appropriate.

The department assists families who support older, at-risk individuals in their home through the [Caregiver Support program](#). Working through the AAAs, the program provides benefits counseling and, depending on income, financial assistance, including supplies, services, and home adaptations and devices.

Program Recommendations:

This budget recommends the following changes: (Dollar Amounts in Thousands)

		LOTTERY FUND:
		General Government Operations
\$	1,223	—to continue current program.
		PENNCARE
\$	1,355	—to continue current program, including annualization of prior year expansion.
	8,100	—Initiative—to reduce the OPTIONS waiting list.
	-8,672	—reflects transfer to Community HealthChoices.
\$	783	<i>Appropriation Increase</i>

All other appropriations are recommended at the current year funding levels.

Program: Community Services for Older Pennsylvanians (continued)

Appropriations within this Program:

(Dollar Amounts in Thousands)

	2018-19 Actual	2019-20 Available	2020-21 Budget	2021-22 Estimated	2022-23 Estimated	2023-24 Estimated	2024-25 Estimated
LOTTERY FUND:							
General Government Operations	\$ 8,315	\$ 8,743	\$ 9,966	\$ 9,966	\$ 9,966	\$ 9,966	\$ 9,966
PENNCARE.....	333,778	293,043	293,826	303,390	304,994	306,677	308,445
Pre-Admission Assessment.....	8,749	8,750	8,750	8,750	8,750	8,750	8,750
Caregiver Support	11,573	12,103	12,103	12,103	12,103	12,103	12,103
Alzheimer's Outreach	250	250	250	250	250	250	250
Grants to Senior Centers.....	2,000	2,000	2,000	2,000	2,000	2,000	2,000
TOTAL LOTTERY FUND	\$ 364,665	\$ 324,889	\$ 326,895	\$ 336,459	\$ 338,063	\$ 339,746	\$ 341,514

Program Measures:

	2014-15 Actual	2015-16 Actual	2016-17 Actual	2017-18 Actual	2018-19 Actual	2019-20 Estimated	2020-21 Estimated
Ensure that older Pennsylvanians who are in need of protective or ombudsman services are receiving those services.							
Reports of need	24,495	27,740	31,902	33,519	35,950	38,730	41,510
Percentage of investigative reports of need substantiated	34.7%	34.2%	33.7%	35.7%	33.4%	33.9%	33.8%
Percentage of facility complaints resolved to resident satisfaction by ombudsman	81%	82%	85%	81%	86%	83%	83%
Increase services and support for caregivers in the Caregiver Support Program and develop a tool to better assess caregiver needs across the commonwealth.							
Number of families receiving caregiver support.....	6,504	5,189	5,112	5,168	5,250	5,350	5,450
Increase long-term care options so that older Pennsylvanians and Pennsylvanians with physical disabilities can choose how and where they receive services.							
Number of congregate meals served	121,877	114,868	111,481	109,372	105,210	102,850	100,500
Home-delivered meals	43,482	43,568	47,462	61,543	66,310	69,430	75,000

Program: Pharmaceutical Assistance

Goal: To assist eligible older Pennsylvanians who experience difficulty meeting the cost of prescription drugs necessary to maintain healthy lives.

The [Pharmaceutical Assistance Contract for the Elderly \(PACE\)](#) program provides limited pharmaceutical assistance to qualified older Pennsylvanians who are 65 years of age and older and who face the burden of the cost of drugs required to maintain healthy, productive lives.

The program has two components, PACE and PACE Needs Enhancement Tier (PACENET). The traditional program PACE, is for older Pennsylvanians with an annual income at or below \$14,500 for single persons and \$17,700 for married persons. The PACENET program is for older Pennsylvanians with an annual income between \$14,500 and \$27,500 for single persons and between \$17,700 and \$35,500 for married persons.

The PACE/PACENET benefit wraps around federal Medicare Part D and covers Part D deductibles, prescriptions during the coverage gap phase, drugs excluded under Part D, drugs not on a plan’s formulary, and copayment differentials between the Part D plan coverage and the PACE/PACENET copayments.

The department is responsible for ensuring compliance with the program requirements. In addition to careful review of eligibility, including income verification by matching with

Pennsylvania income tax returns, the department audits providers to detect and deter fraud and has established both a prospective and a retrospective drug utilization review system to monitor and correct misuse of drug therapies.

The department also serves as the administrative and fiscal agent for other commonwealth-sponsored drug reimbursement programs. It processes and adjudicates claims, conducts cardholder/provider enrollment and outreach, and collects drug rebates from pharmaceutical manufacturers.

The department encourages providers, prescribing physicians and Medicare Part D partner plans to use more cost-efficient medications to ensure that enrollees have access to less expensive, therapeutic equivalent medications. In September 2019, the PACE Academic Detailing program went state-wide with the aid of a three-year grant from the Centers for Disease Control to provide interactive, evidence-based training for physicians on managing pain without the overuse of opioids.

Program Recommendations: This budget recommends the following changes: (Dollar Amounts in Thousands)

The Transfer to Pharmaceutical Assistance Fund appropriation is recommended at the proposed current year funding level.

Appropriations within this Program: (Dollar Amounts in Thousands)

	2018-19 Actual	2019-20 Available	2020-21 Budget	2021-22 Estimated	2022-23 Estimated	2023-24 Estimated	2024-25 Estimated
LOTTERY FUND:							
Transfer to Pharmaceutical Assistance							
Fund	\$ 155,000	\$ 145,000	\$ 145,000	\$ 150,000	\$ 145,000	\$ 145,000	\$ 140,000

Program: Pharmaceutical Assistance (continued)

Program Measures:	2014-15 Actual	2015-16 Actual	2016-17 Actual	2017-18 Actual	2018-19 Actual	2019-20 Estimated	2020-21 Estimated
Ensure that eligible older Pennsylvanians who need help in paying for medications are enrolled in PACE/PACENET.							
Comprehensive PACE Program							
Number of older Pennsylvanians enrolled (average) in PACE	110,033	101,436	92,731	84,418	75,351	75,407	67,866
Total prescriptions per year - PACE	3,433,030	2,872,668	2,411,439	2,147,594	1,747,878	1,632,867	1,374,057
PACE Needs Enhancement Tier (PACENET)							
Number of older Pennsylvanians enrolled (average) in PACENET ...	158,772	155,186	152,500	148,588	153,637	157,499	162,223
Total prescriptions per year - PACENET	4,948,923	4,692,825	4,364,157	4,101,029	3,786,667	3,622,529	3,488,677



DEPARTMENT OF AGRICULTURE

The Department of Agriculture is committed to a sustainable and safe supply of food and agricultural products in the commonwealth - from the farm to the table- and to being good stewards of the land and Pennsylvania's natural resources. The department promotes the viability of farms, protects consumers, and safeguards the health of people, plants, animals and the environment.

The department encourages, protects and promotes agriculture and related industries throughout the commonwealth while providing protection for consumers through inspection services that impact the health and financial security of Pennsylvania's citizens.

Pennsylvania's farm families continue to be the stewards of more than 7.3 million acres of farmland. With \$6.8 billion in cash receipts annually from production agriculture, Pennsylvania farmers and agribusinesses are the leading economic drivers in our state.

In addition to production agriculture, the industry also raises revenue and supplies jobs through support services such as food processing, marketing, transportation farm equipment. In total, production agriculture and agribusiness contribute nearly \$136 billion to Pennsylvania's economy.

Programs and Goals

Protection and Development of Agricultural Industries: *To facilitate agriculture's continued economic vitality and assure the health and safety of consumers, animals, plants and agricultural stewardship of natural resources.*

Horse Racing Regulation: *To prevent consumer fraud in the racing industry.*

Emergency Food Assistance: *To distribute surplus and donated food through institutions and counties or designated lead agencies to individuals and families who are dependent or disadvantaged to support minimum standards of living and economic independence.*

Summary by Fund and Appropriation

(Dollar Amounts in Thousands)

GENERAL FUND:

General Government:

	2018-19 ACTUAL	2019-20 AVAILABLE	2020-21 BUDGET
General Government Operations.....	\$ 32,299	\$ 33,731	\$ 35,502
(F)Plant Pest Detection System.....	1,300	1,300	1,300
(F)Poultry Grading Service.....	100	100	100
(F)Medicated Feed Mill Inspection.....	100	200	200
(F)National School Lunch Administration.....	1,700	1,700	1,700
(F)Emergency Food Assistance.....	4,000	9,000	9,000
(F)Biofuel Infrastructure Partnership.....	7,000	0	0
(F)Pesticide Control.....	1,000	1,000	1,000
(F)Agricultural Risk Protection.....	1,000	1,000	1,000
(F)Commodity Supplemental Food.....	3,500	3,500	3,500
(F)Organic Cost Distribution.....	650	650	650
(F)Animal Disease Control.....	4,000	4,000	4,000
(F)Food Establishment Inspections.....	3,500	3,500	3,500
(F)Integrated Pest Management.....	250	250	250
(F)Johnes Disease Herd Project.....	2,000	2,000	2,000
(F)Avian Influenza Surveillance.....	25,000	25,000	25,000
(F)Scrapie Disease Control.....	60	60	60
(F)Foot and Mouth Disease Monitoring.....	150	150	150
(F)Innovative Nutrient and Sediment Reduction.....	750	750	750
(F)Animal Identification.....	2,000	2,000	2,000
(F)Specialty Crops.....	3,500	3,500	3,500
(F)Emerald Ash Borer Mitigation.....	800	800	800
(F)Mediation Grant.....	200	0	0
(F)Farmland Protection.....	6,000	6,000	6,000
(F)Crop Insurance.....	2,000	2,000	2,000
(F)Spotted Lanternfly.....	12,000	12,000	12,000
(F)Animal Feed Regulatory Program.....	2,000	2,000	2,000
(F)Conservation Partnership Farmland Preservation.....	6,500	6,500	6,500
(F)Invasive Plant Suppression (EA).....	60	60	60
(F)Food Contamination Investigation (EA).....	283	283	0
(A)Lime Control Fees.....	13	25	10
(A)Lime Registration Fees.....	4	4	4
(A)Commercial Feed Facility Inspections.....	42	44	40
(A)Commercial Feed Inspections.....	630	710	630
(A)Milk Plant Inspections.....	21	24	20
(A)Administrative Services.....	4,054	4,938	5,722
(A)Pesticide Regulation.....	719	700	700
(A)Training Rides and Attractions.....	30	40	30
(A)Apiary Registration and Fees.....	16	21	15
(A)Transfer from Fertilizer Account.....	13	19	14
(A)Consumer Fireworks License.....	2,166	600	600
(A)Taxidermy Permit Registrations.....	109	100	100
(A)Transfer from Motor License Fund.....	0 ^a	0 ^a	0 ^a
(A)Transfer from Other State Agencies.....	179	227	360
(A)Transfer from Education.....	98	107	100
(A)Farm Show Revenue Sponsor.....	16	0	0
(A)Conference Registration Fees.....	6	0	0
(A)Vet Lab Diagnostic Fees.....	820	800	800
(A)Domestic Animal Dealer License.....	59	53	55
(A)Food Site Inspection, License and Registration Fees.....	36	25	30
(A)Certificates of Free Sale.....	167	200	150
(A)Transfer from Environmental Stewardship Fund.....	243	325	344
Subtotal.....	<u>\$ 133,143</u>	<u>\$ 131,996</u>	<u>\$ 134,246</u>
(R)Dog Law Administration.....	7,283	7,822	8,606
(R)Pesticide Regulation.....	3,956	4,805	4,878
(R)Agriculture Farm Operations.....	595	595	639
(R)Plant Pest Management.....	499	556	572
(R)Agronomic Regulatory Account.....	350	386	470
(R)Fruit and Vegetable Inspection and Grading.....	345	435	402
(R)Cervidae Livestock Operations.....	-30	151	70
(R)National School Lunch.....	-8	60	60

Summary by Fund and Appropriation

(Dollar Amounts in Thousands)

	2018-19 ACTUAL	2019-20 AVAILABLE	2020-21 BUDGET
Spotted Lanternfly Control	3,000	0	0
Agricultural Preparedness and Response	0	4,000	4,000
(R)Rapid Response Disaster Readiness.....	0	0 ^b	0 ^b
Agricultural Excellence	1,331	2,800	2,800
Agricultural Business and Workforce Investment	0	4,500	4,500
(R)Agricultural Business Development Center Fund.....	0	0 ^c	0 ^c
(R)Specialty Crop Block Grant Fund.....	0	0 ^d	0 ^d
Farmers' Market Food Coupons	2,079	2,079	2,079
(F)Farmers' Market Food Coupons.....	3,500	3,500	3,500
(F)Senior Farmers' Market Nutrition.....	2,200	2,200	2,200
Agricultural Research	2,187	2,187	0
Agricultural Promotion, Education and Exports	303	553	0
Hardwoods Research and Promotion	424	474	0
Subtotal - State Funds.....	\$ 41,623	\$ 50,324	\$ 48,881
Subtotal - Federal Funds.....	97,103	95,003	94,720
Subtotal - Augmentations.....	9,441	8,962	9,724
Subtotal - Restricted Revenues.....	12,990	14,810	15,697
Total - General Government.....	<u>\$ 161,157</u>	<u>\$ 169,099</u>	<u>\$ 169,022</u>
Grants and Subsidies:			
Livestock and Consumer Health Protection	\$ 0	\$ 1,000	\$ 0
Animal Health and Diagnostic Commission	0	2,000	0
Livestock Show	215	215	0
Open Dairy Show	215	215	0
Youth Shows	169	169	169
State Food Purchase	19,688	19,688	18,188
Pennsylvania Agricultural Surplus System	0	0	2,500
Food Marketing and Research	494	494	0
(F)Market Improvement.....	250	250	250
Transfer to Nutrient Management Fund	2,714	6,200	6,200
Transfer to Conservation District Fund	869	869	869
Transfer to Agricultural College Land Scrip Fund	53,882	54,960	54,960
PA Preferred Program Trademark Licensing	605	3,205	3,205
University of Pennsylvania - Veterinary Activities	31,039	31,660	31,660
University of Pennsylvania - Center for Infectious Disease	289	295	295
Subtotal - State Funds.....	\$ 110,179	\$ 120,970	\$ 118,046
Subtotal - Federal Funds.....	250	250	250
Total - Grants and Subsidies.....	<u>\$ 110,429</u>	<u>\$ 121,220</u>	<u>\$ 118,296</u>
STATE FUNDS.....	\$ 151,802	\$ 171,294	\$ 166,927
FEDERAL FUNDS.....	97,353	95,253	94,970
AUGMENTATIONS.....	9,441	8,962	9,724
RESTRICTED REVENUES.....	12,990	14,810	15,697
GENERAL FUND TOTAL	<u>\$ 271,586</u>	<u>\$ 290,319</u>	<u>\$ 287,318</u>
MOTOR LICENSE FUND:			
General Government:			
Weights & Measures Administration.....	\$ 5,228	\$ 5,228	\$ 5,817
Grants and Subsidies:			
Dirt, Gravel and Low Volume Roads.....	\$ 28,000	\$ 28,000	\$ 28,000
MOTOR LICENSE FUND TOTAL	<u>\$ 33,228</u>	<u>\$ 33,228</u>	<u>\$ 33,817</u>

Summary by Fund and Appropriation

(Dollar Amounts in Thousands)

	2018-19 ACTUAL	2019-20 AVAILABLE	2020-21 BUDGET
OTHER FUNDS:			
AGRICULTURAL COLLEGE LAND SCRIP FUND:			
(R)Agricultural Research Programs and Extension Services.....	\$ 0 ^e	\$ 0 ^e	\$ 0 ^e
AGRICULTURAL CONSERVATION EASEMENT PURCHASE FUND:			
Purchase of County Easements (EA).....	\$ 40,000	\$ 40,000	\$ 40,000
CONSERVATION DISTRICT FUND:			
Conservation District Grants (EA).....	\$ 2,877	\$ 2,905	\$ 2,992
ENVIRONMENTAL STEWARDSHIP FUND:			
Transfer to Agricultural Conservation Easement Program (EA).....	\$ 12,368	\$ 13,004 ^f	\$ 13,777
FARM PRODUCTS SHOW FUND:			
General Operations (EA).....	\$ 13,438	\$ 14,042	\$ 14,447
NUTRIENT MANAGEMENT FUND:			
Planning, Loans, Grants and Technical Assistance (EA).....	\$ 387	\$ 2,812	\$ 2,887
Nutrient Management - Administration (EA).....	744	1,509	1,369
NUTRIENT MANAGEMENT FUND TOTAL	\$ 1,131	\$ 4,321	\$ 4,256
PA RACE HORSE DEVELOPMENT TRUST FUND:			
(R)Animal Health and Diagnostic Commission.....	\$ 5,350	\$ 5,350	\$ 5,350
(R)Payments to Pennsylvania Fairs.....	4,000	4,000	4,000
(R)Pennsylvania Veterinary Lab.....	5,309	5,309	5,309
(R)Transfer to Farm Products Show Fund.....	5,000	5,000	5,000
PA RACE HORSE DEVELOPMENT TRUST FUND TOTAL	\$ 19,659	\$ 19,659	\$ 19,659
RACING FUND:			
State Racing Commission.....	\$ 7,466	\$ 7,796	\$ 7,365
Equine Toxicology and Research Laboratory.....	13,025	13,769	5,896 ^g
(A)Reimbursements - Out-of-State Testing.....	8	15	55
Pennsylvania Fairs - Administration.....	207	0	0
Horse Racing Promotion.....	2,393	2,393	2,393
(R)Sire Stakes Fund.....	9,338	12,272	9,539 ^h
(R)Breeders' Fund.....	18,484	18,500	10,856 ^h
(R)PA Standardbred Breeders Development Fund.....	6,722	7,250	7,250 ^h
RACING FUND TOTAL	\$ 57,643	\$ 61,995	\$ 43,354
DEPARTMENT TOTAL - ALL FUNDS			
GENERAL FUND.....	\$ 151,802	\$ 171,294	\$ 166,927
MOTOR LICENSE FUND.....	33,228	33,228	33,817
LOTTERY FUND.....	0	0	0
FEDERAL FUNDS.....	97,353	95,253	94,970
AUGMENTATIONS.....	9,441	8,962	9,724
RESTRICTED.....	12,990	14,810	15,697
OTHER FUNDS.....	147,116	155,926	138,485
TOTAL ALL FUNDS	\$ 451,930	\$ 479,473	\$ 459,620

^a Transfer from Motor License Fund not added to avoid double counting: 2018-19 Actual is \$5,228,000, 2019-20 Available is \$5,228,000 and 2020-21 Budget is \$5,817,000.

^b Transfer of \$4,000,000 from Agricultural Preparedness and Response not added to avoid double counting.

^c Transfer of \$2,000,000 from Agricultural Business and Workforce Investment not added to avoid double counting.

^d Transfer of \$500,000 from Agricultural Business and Workforce Investment not added to avoid double counting.

^e Not added to avoid double counting: 2018-19 Actual is \$53,882,000, 2019-20 Available is \$54,960,000, 2020-21 Budget is \$54,960,000.

^f Reflects estimated executive authorization increase.

^g Reflects reduction to recommended budget of \$13,065,000 to maintain solvency within the non-restricted Racing Fund. The recommended budget would result in a projected \$7,169,000 deficit balance in the non-restricted Racing Fund due to the expiration of the Act 114 drug testing transfer provision on June 30, 2020. Budget and planning year projections estimate that \$12,700,000 in additional annual non-restricted Racing Fund revenues would be necessary to maintain long-term solvency.

^h This budget proposes to eliminate Pennsylvania Race Horse Development Trust Fund restricted racing proceeds. Recommendation reflects appropriation from estimated 2019-20 fiscal year end restricted racing program account balances along with remaining restricted revenue sources.

Program Funding Summary

(Dollar Amounts in Thousands)

	2018-19 Actual	2019-20 Available	2020-21 Budget	2021-22 Estimated	2022-23 Estimated	2023-24 Estimated	2024-25 Estimated
PROTECTION AND DEVELOPMENT OF AGRICULTURAL INDUSTRIES							
GENERAL FUND.....	\$ 130,035	\$ 149,527	\$ 144,160	\$ 144,160	\$ 144,160	\$ 144,160	\$ 144,160
MOTOR LICENSE FUND.....	33,228	33,228	33,817	33,817	33,817	33,817	33,817
LOTTERY FUND.....	0	0	0	0	0	0	0
FEDERAL FUNDS.....	81,343	74,243	73,960	73,960	73,960	73,960	73,960
AUGMENTATIONS.....	9,441	8,962	9,724	9,737	9,750	9,763	9,778
RESTRICTED.....	12,990	14,810	15,697	14,861	14,861	14,861	14,861
OTHER FUNDS.....	89,473	93,931	95,131	95,626	96,173	96,693	97,260
SUBCATEGORY TOTAL.....	\$ 356,510	\$ 374,701	\$ 372,489	\$ 372,161	\$ 372,721	\$ 373,254	\$ 373,836
HORSE RACING REGULATION							
GENERAL FUND.....	\$ 0	\$ 0	\$ 0	\$ 0	\$ 0	\$ 0	\$ 0
MOTOR LICENSE FUND.....	0	0	0	0	0	0	0
LOTTERY FUND.....	0	0	0	0	0	0	0
FEDERAL FUNDS.....	0	0	0	0	0	0	0
AUGMENTATIONS.....	0	0	0	0	0	0	0
RESTRICTED.....	0	0	0	0	0	0	0
OTHER FUNDS.....	57,643	61,995	43,354	13,725	12,637	11,827	11,012
SUBCATEGORY TOTAL.....	\$ 57,643	\$ 61,995	\$ 43,354	\$ 13,725	\$ 12,637	\$ 11,827	\$ 11,012
EMERGENCY FOOD ASSISTANCE							
GENERAL FUND.....	\$ 21,767	\$ 21,767	\$ 22,767	\$ 22,767	\$ 22,767	\$ 22,767	\$ 22,767
MOTOR LICENSE FUND.....	0	0	0	0	0	0	0
LOTTERY FUND.....	0	0	0	0	0	0	0
FEDERAL FUNDS.....	16,010	21,010	21,010	21,010	21,010	21,010	21,010
AUGMENTATIONS.....	0	0	0	0	0	0	0
RESTRICTED.....	0	0	0	0	0	0	0
OTHER FUNDS.....	0	0	0	0	0	0	0
SUBCATEGORY TOTAL.....	\$ 37,777	\$ 42,777	\$ 43,777	\$ 43,777	\$ 43,777	\$ 43,777	\$ 43,777
ALL PROGRAMS:							
GENERAL FUND.....	\$ 151,802	\$ 171,294	\$ 166,927	\$ 166,927	\$ 166,927	\$ 166,927	\$ 166,927
MOTOR LICENSE FUND.....	33,228	33,228	33,817	33,817	33,817	33,817	33,817
LOTTERY FUND.....	0	0	0	0	0	0	0
FEDERAL FUNDS.....	97,353	95,253	94,970	94,970	94,970	94,970	94,970
AUGMENTATIONS.....	9,441	8,962	9,724	9,737	9,750	9,763	9,778
RESTRICTED.....	12,990	14,810	15,697	14,861	14,861	14,861	14,861
OTHER FUNDS.....	147,116	155,926	138,485	109,351	108,810	108,520	108,272
DEPARTMENT TOTAL.....	\$ 451,930	\$ 479,473	\$ 459,620	\$ 429,663	\$ 429,135	\$ 428,858	\$ 428,625

Program: Protection and Development of Agricultural Industries

Goal: To facilitate agriculture's continued economic vitality and assure the health and safety of consumers, animals, plants and agricultural stewardship of natural resources.

In its strategic plan for the development and protection of agricultural industries, the department identified three public-facing goals. These became the foundation of the Governor's 2019-20 Budget proposal for agriculture and subsequent legislation. The first, to facilitate agriculture's continued economic vitality, led to new grant programs for constituencies like very small meat processors, the emerging hemp industry, and urban agriculture. The second, to assure the health and safety of consumers, plants, and animals, reflects the department's core regulatory functions in such critical areas as food safety, animal health, amusement ride and fireworks safety, and protecting plants from invasive pests like the [Spotted Lanternfly](#). The third, to assure agricultural stewardship of natural resources, reflects ongoing commitments to preservation of land and improvements to the quality of soil and water essential to agriculture's continued success.

Even before the [2017 Census of Agriculture data](#) confirmed that Pennsylvania had lost about 10 percent of its farms over the prior five years, it was clear that a concerted effort was needed to help farmers increase market opportunities and transition to more profitable enterprises; plan for transition to the next generation or a new owner; strengthen the agricultural workforce; and to develop more processing capacity in areas of consumer demand.

Increase market opportunities and transition to more profitable enterprises

For years, the department has helped farmers, food processors, and other agribusinesses build awareness of Pennsylvania agricultural products and reach domestic and international markets. The [PA Preferred® program](#) has offered marketing and promotional support for members who grow or process locally produced agricultural products. Funds appropriated in the 2019-20 Budget allowed additional marketing and advertising going beyond business-to-business connections to reach consumers. Funds are requested in this budget to continue that work.

The General Assembly also appropriated funding for a new PA Specialty Crops grant to supplement Federal funding received from USDA. This new program targets certain crops that are not eligible for the Federal program, but are either important sectors in Pennsylvania agriculture, such as [hardwoods](#), or appear to offer new market opportunities, such as [industrial hemp](#). Further, the 2019-20 Budget included funds to support transition to organic production and processing, given consumer demand for these products and increases over the last few years in the number of farms and acres dedicated to organic production in PA.

Finally, the department continues to partner with the

Department of Community and Economic Development to allocate financing for the [Next Generation Farmer Loan Program](#) and to assist farmers and processors with accessing [DCED's affordable financing for small businesses](#).

Plan for transition to the next generation or a new owner – Legislation enacted with the 2019-20 Budget created the [Agricultural Business Development Center](#) with funding to build technical assistance capacity and help farmers find technical assistance providers who can help them with their business, financial, marketing, and other planning, including succession planning. Priority is being placed on the roughly 10 percent of farms that are in the [Farmland Preservation Program](#) with easements requiring that the land stay in agricultural production in perpetuity. This included another provision expanding a waiver of realty transfer taxes on sales of preserved farms within a family to sales to any beginning farmer.

Strengthen agricultural workforce – [Two programs aimed at youth](#) exploring agricultural opportunities and careers were created in 2019-20, a Farm to School program and a revision to the Agriculture and Rural Youth program, both providing grants for individual projects and both funded at \$500,000.

Develop more processing capacity – The department's Bureau of Food Safety and Laboratory Services regulates the food processing sector to help ensure the safety of Pennsylvania's food supply. That access to processors gives the department an opportunity to market resources available from the commonwealth.

Celebrating agriculture – The Department of Agriculture also supports Pennsylvania's 108 county and community [fairs](#), and it operates the [Pennsylvania Farm Show Complex and Exposition Center](#). The complex hosts the state's three sponsored shows: the annual Pennsylvania Farm Show, the All-American Dairy Show and the Keystone International Livestock Exposition. The department also distributes funding for fair-related activities to 4-H programs in more than 60 counties and FFA chapters in 40 counties.

Assure the health and safety of consumers, animals, and plants

The Department of Agriculture works to ensure public safety and protect consumers through its work to safeguard the food supply and the environment; assist low-income consumers with accessing nutritious foods; and assure the integrity of the horse and harness racing industries and weighing and measuring devices.

As part of the department's work to preserve the integrity of Pennsylvania's [food system](#), it inspects more than 45,000 retail food facilities annually, making this

Program: Protection and Development of Agricultural Industries (continued)

information readily [available to the public](#). The number of facilities the department must inspect has grown in recent years as municipalities eliminate local inspection programs, transferring responsibility to the state. The shift in inspection work has driven up the average number of inspections per inspector to well above federal recommendations.

The 2019-20 Budget established the PA Rapid Response Disaster Readiness Account, funded at \$4 million, to assist the department in acting quickly to respond to an outbreak of foodborne illness, [foreign animal disease](#), or plant disease to limit the scope of any such emergency to the extent possible.

The department also guards against potentially devastating [invasive pests and diseases](#); oversees the sale, use and handling of [pesticides](#); and monitors [seeds](#), [feed](#) and [fertilizer](#) for safety and accurate labeling. Whether inspecting [nurseries](#), surveying for Spotted Lanternfly populations, or monitoring the growth of industrial hemp, the department is ensuring the health of Pennsylvania's ecology—and, in turn, its people.

The department also verifies the accuracy of [meters and scales](#) and inspects [amusement rides](#). As with the number of food establishments, the number of weighing and measuring devices and attractions considered amusement rides continues to increase while fewer counties and municipalities support inspection programs. The department is working to accommodate this shifting workload by partnering with certified professionals from the private sector to ensure the weights and volumes of products consumers purchase are accurate. In addition, the department has updated and enhanced their use of mobile technology to improve productivity, and ensure more devices are inspected according to their compliance schedule.

The department supports a comprehensive research and diagnostic laboratory system to protect against diseases, provide service to production agriculture operations, and maintain the integrity and safety of the food system. [Pennsylvania Animal Diagnostic Laboratory System](#) (PADLS) and the [Animal Health and Diagnostic Commission](#) work to detect, identify, contain and eradicate livestock and poultry diseases. PADLS includes the

Pennsylvania Veterinary Laboratory, which is part of a nationwide network of state and federal laboratories that provide rapid and accurate diagnostic services to clients, maintain a bio-secure environment, and offer state-of-the-art testing methods for surveillance and detection.

Important partners include the Pennsylvania State University, as well as the University of Pennsylvania's School of Veterinary Medicine. The department also supports Penn State's Extension program through the Agricultural College Land Scrip Fund to share research with those in the field and the general public.

Assure agricultural stewardship of natural resources

Pennsylvania leads the nation in number of farms and number of acres preserved, with totals surpassing 5,600 farms and more than 574,000 acres, respectively. The department works to protect this land and future farms from the threat of development and to keep these operations in production agriculture.

The department also maintains administrative responsibility for the [State Conservation Commission](#). Under the concurrent authority of the Pennsylvania departments of [Environmental Protection](#) and Agriculture, the commission's primary mission is to ensure the wise use of Pennsylvania's natural resources, protecting and restoring the environment through soil and water conservation practices, working with county conservation districts that assist farmers with meeting nutrient and manure management requirements, and supporting rural communities as they prevent runoff through improved dirt, gravel and low-volume roads.

In 2019-20, the State Conservation Commission received new and expanded program funding, including an additional \$3 million in [Resource Enhancement and Protection \(REAP\)](#) tax credits and \$500,000 for interest rate reductions on loans to implement Best Management Practices (BMPs) under the Agri-Link program. The Commission also received \$2.5 million in funding to operate a new Conservation Excellence Grant Program of financial and technical assistance for farmers to implement BMPs in accordance with their farm plan.

Program Recommendations:

This budget recommends the following changes: (Dollar Amounts in Thousands)

	GENERAL FUND				Hardwoods Research and Promotion
	General Government Operations		\$	-474	—program elimination.
\$	-250	—funding reduction.			
	2,021	—to continue current program.			
\$	1,771	<i>Appropriation Increase</i>	\$	-1,000	Livestock and Consumer Health Protection
					—program elimination.
\$	-2,187	Agricultural Research	\$	-2,000	Animal Health and Diagnostic Commission
		—program elimination.			—program elimination.
\$	-553	Agricultural Promotion, Education and Exports	\$	-215	Livestock Show
		—program elimination.			—program elimination.

Program: Protection and Development of Agricultural Industries (continued)

Program Recommendations: (continued)

This budget recommends the following changes: (Dollar Amounts in Thousands)

		Open Dairy Show				
\$	-215	—program elimination.	\$	589	MOTOR LICENSE FUND	Weights & Measures Administration
					—to continue current program.	
		Food Marketing and Research				
\$	-494	—program elimination.				

All other appropriations are recommended at the current year funding levels.

Appropriations within this Program:

(Dollar Amounts in Thousands)

		2018-19 Actual		2019-20 Available		2020-21 Budget		2021-22 Estimated		2022-23 Estimated		2023-24 Estimated		2024-25 Estimated
GENERAL FUND:														
General Government Operations	\$	32,299	\$	33,731	\$	35,502	\$	35,502	\$	35,502	\$	35,502	\$	35,502
Spotted Lanternfly Control.....		3,000		0		0		0		0		0		0
Agricultural Preparedness and Response ..		0		4,000		4,000		4,000		4,000		4,000		4,000
Agricultural Excellence		1,331		2,800		2,800		2,800		2,800		2,800		2,800
Agricultural Business and Workforce														
Investment.....		0		4,500		4,500		4,500		4,500		4,500		4,500
Agricultural Research		2,187		2,187		0		0		0		0		0
Agricultural Promotion, Education														
and Exports		303		553		0		0		0		0		0
Hardwoods Research and Promotion.....		424		474		0		0		0		0		0
Livestock and Consumer Health														
Protection		0		1,000		0		0		0		0		0
Animal Health and Diagnostic														
Commission.....		0		2,000		0		0		0		0		0
Livestock Show.....		215		215		0		0		0		0		0
Open Dairy Show		215		215		0		0		0		0		0
Youth Shows.....		169		169		169		169		169		169		169
Food Marketing and Research		494		494		0		0		0		0		0
Transfer to Nutrient Management Fund		2,714		6,200		6,200		6,200		6,200		6,200		6,200
Transfer to Conservation District Fund.....		869		869		869		869		869		869		869
Transfer to Agricultural College Land														
Scrip Fund		53,882		54,960		54,960		54,960		54,960		54,960		54,960
PA Preferred Program Trademark														
Licensing		605		3,205		3,205		3,205		3,205		3,205		3,205
University of Pennsylvania -														
Veterinary Activities		31,039		31,660		31,660		31,660		31,660		31,660		31,660
University of Pennsylvania - Center for														
Infectious Disease		289		295		295		295		295		295		295
TOTAL GENERAL FUND	\$	130,035	\$	149,527	\$	144,160	\$	144,160	\$	144,160	\$	144,160	\$	144,160
MOTOR LICENSE FUND:														
Weights & Measures Administration.....	\$	5,228	\$	5,228	\$	5,817	\$	5,817	\$	5,817	\$	5,817	\$	5,817
Dirt, Gravel and Low Volume Roads		28,000		28,000		28,000		28,000		28,000		28,000		28,000
TOTAL MOTOR LICENSE FUND.....	\$	33,228	\$	33,228	\$	33,817	\$	33,817	\$	33,817	\$	33,817	\$	33,817

Program: Protection and Development of Agricultural Industries (continued)

Program Measures:	2014-15 Actual	2015-16 Actual	2016-17 Actual	2017-18 Actual	2018-19 Actual	2019-20 Estimated	2020-21 Estimated
Decrease threats to animal and human health in Pennsylvania through inspections and laboratory testing.							
Number of tests conducted by the Pennsylvania Veterinary Laboratory to support access to markets (domestic and international)	550,000	550,000	550,000	620,000	620,000	620,250	620,500
Maintain market access and improve sustainability by decreasing disease threats to Pennsylvania animal agricultural health through improved biosecurity.							
Number of biosecurity plans implemented due to on-farm plans audited by the Bureau of Animal Health and Diagnostic Services	N/A	N/A	N/A	253	275	280	284
Increase awareness, marketability and financial sustainability of the Pennsylvania Farm Show Complex & Expo Center while supporting the mission of the Pennsylvania Department of Agriculture.							
Average customer satisfaction rating for Farm Show events.....	N/A	N/A	N/A	N/A	82%	83%	85%
Preserve a minimum of 200 farms annually over the next five years in advance of escalating real estate values.							
Annual number of farm acres protected through meeting the goal of preserving 200 or more farms each year.....	N/A	N/A	N/A	20,000	17,066	18,000	18,000
Reduce foodborne illness threats through more efficient inspections.							
Number of retail food facility inspections conducted annually to prevent foodborne illnesses.....	47,000	38,817	39,638	39,728	38,254	39,990	40,040
Number of retail food safety inspections conducted per food inspector	681	723	558	560	676	700	700
Continue to grow Pennsylvania agriculture's international trade program by increasing opportunities for PA farmers and agribusinesses to market their products overseas and by encouraging foreign companies to invest in Pennsylvania agriculture.							
Dollar value of Pennsylvania food and agricultural exports, excluding hardwoods (in millions), due to growth in the department's international trade related activities.....	N/A	N/A	N/A	N/A	\$1,882	\$1,850	\$1,900
Decrease threats to plant health in Pennsylvania through survey, inspection and lab testing.							
Percentage of plant industry businesses licensed in compliance with the Spotted Lanternfly Quarantine Order.....	N/A	N/A	N/A	2%	10%	25%	50%
Facilitate introduction of industrial hemp as a viable food and fiber crop.							
Number of permits issued to persons wishing to grow hemp.....	N/A	N/A	N/A	N/A	324	500	650
Ensure that local municipalities, private sector consultants and service providers in the agricultural community have adequate training and accreditation tools to expand the pool of qualified individuals to support agricultural producers and local municipal officials in meeting environmental protection requirements.							
Number of trained and accredited agricultural consultants, agricultural support service personnel and municipal staff.....	N/A	N/A	N/A	1,093	2,070	2,110	2,130

Program: Protection and Development of Agricultural Industries (continued)

Program Measures:	2014-15 Actual	2015-16 Actual	2016-17 Actual	2017-18 Actual	2018-19 Actual	2019-20 Estimated	2020-21 Estimated
Number of training hours provided to accredited agricultural consultants, agricultural support service personnel and municipal staff.....	N/A	N/A	N/A	22,650	19,550	19,950	20,350
Decrease nutrient runoff and conserve Pennsylvania's natural resources through increased opportunities and incentives in addition to Best Management Practices.							
Number of farm acres covered by approved Nutrient Management Plans (in thousands).....	475	474	455	457	457	460	460
Decrease the risk to Pennsylvania consumers when engaging in commercial transactions.							
Number of weights and measures device and system inspections.....	150,000	150,000	147,000	147,329	140,167	150,000	155,000
Percentage of weighing and measuring devices inspected within their approved time interval	N/A	N/A	N/A	58%	55%	65%	70%
Assure agricultural stewardship of natural resources.							
Number of Best Management Practices implemented as a result of the Resource Enhancement and Protection program (REAP).....	N/A	N/A	N/A	N/A	476	715	685
Facilitate agriculture's continued economic vitality.							
Percent increase in the number of preserved farms with a transition plan.....	N/A	N/A	N/A	N/A	N/A	N/A	3%
Percent increase in spending on local foods by schools participating in the Farm to School Program	N/A	N/A	N/A	N/A	N/A	N/A	7%
Percent increase in the number of certified or transitioning to certified organic operations in Pennsylvania.....	N/A	N/A	N/A	N/A	N/A	3%	4%
Percent increase in the yield of Pennsylvania-grown hops	N/A	N/A	N/A	N/A	1%	3%	5%
Percent increase in the number of people participating as gardeners and/or volunteers in the funded programs	N/A	N/A	N/A	N/A	N/A	N/A	10%
Diversify products to strengthen markets and build resiliency.							
Percent increase in the number of processors with USDA certification	N/A	N/A	N/A	N/A	N/A	9%	10%
Broaden workforce development and education opportunities.							
Percent increase in the number of youths benefitting from an Ag and Youth Development grant-funded educational opportunity	N/A	N/A	N/A	N/A	N/A	N/A	2%
Capitalize on branding and marketing opportunities.							
Percent increase in the number of new members enrolled in the Homegrown by Heroes Program as a result of targeted outreach	N/A	N/A	N/A	N/A	N/A	10%	11%

Program: Horse Racing Regulation

Goal: To prevent consumer fraud in the racing industry.

The department maintains administrative responsibilities for the [State Horse Racing Commission](#) making it responsible for the integrity of horse racing in Pennsylvania. Emphasis is placed on protecting those engaged in equine racing and those who wager on it. The commission supports the [Pennsylvania Equine Toxicology and Research Laboratory](#) (PETRL) to ensure legitimacy of race results with both testing of samples from each race and

out-of-competition testing. This lab performs equine blood and urine testing to ensure that no foreign, performance-enhancing substances have been introduced to race horses which would undermine the integrity and legitimacy of results. PETRL also engages in cutting edge research to identify new substances that could adversely affect the legitimacy of live horse races in Pennsylvania.

Program Recommendations:

This budget recommends the following changes: (Dollar Amounts in Thousands)

<p>RACING FUND State Racing Commission \$ -431 —to continue current program.</p>	<p>Equine Toxicology and Research Laboratory \$ -7,873 —reflects reduction necessary to maintain solvency within the non-restricted Racing Fund. The recommended budget of \$13,065,000 would result in a projected deficit balance (\$7,169,000) in the non-restricted Racing Fund due to the expiration of the Act 114 drug testing transfer provision on June 30, 2020.</p>
--	--

The Horse Racing Promotion appropriation is recommended at the current year funding level.

Appropriations within this Program:

(Dollar Amounts in Thousands)

	2018-19 Actual	2019-20 Available	2020-21 Budget	2021-22 Estimated	2022-23 Estimated	2023-24 Estimated	2024-25 Estimated
RACING FUND:							
State Racing Commission	\$ 7,466	\$ 7,796	\$ 7,365	\$ 7,365	\$ 7,365	\$ 7,365	\$ 7,365
Equine Toxicology and Research Laboratory	13,025	13,769	5,896	2,532	1,724	914	99
(A)Reimbursements - Out-of-State Testing	8	15	55	55	55	55	55
Pennsylvania Fairs - Administration	207	0	0	0	0	0	0
Horse Racing Promotion	2,393	2,393	2,393	2,393	2,393	2,393	2,393
(R)Sire Stakes Fund	9,338	12,272	9,539	1,100	1,100	1,100	1,100
(R)Breeders' Fund	18,484	18,500	10,856	0	0	0	0
(R)PA Standardbred Breeders Development Fund	6,722	7,250	7,250	280	0	0	0
TOTAL RACING FUND	\$ 57,643	\$ 61,995	\$ 43,354	\$ 13,725	\$ 12,637	\$ 11,827	\$ 11,012

Program: Emergency Food Assistance

Goal: To distribute surplus and donated food through institutions and counties or designated lead agencies to individuals and families who are dependent or disadvantaged to support minimum standards of living and economic independence.

Consumer health includes ensuring adequate nutrition to low-income consumers at risk of hunger. The department administers federal and state programs that provide more Pennsylvanians with ready [access to healthy and nutritious foods](#). The department works to ensure that the [State Food Purchase Program](#), the [Emergency Food Assistance Program](#), and the [Farmers Market Nutrition Programs](#) reach eligible residents and the programs function

efficiently and effectively. Since 2015, the department has managed the [Pennsylvania Agricultural Surplus System](#), an innovative program that connects the state's farmers and food manufacturers with the charitable food system, focusing on increasing the number of farms contributing food to the system and ensuring that food goes to serve each county of the commonwealth.

Program Recommendations:

This budget recommends the following changes: (Dollar Amounts in Thousands)

<p>GENERAL FUND State Food Purchase \$ -1,500 —funding shift to new Pennsylvania Agricultural Surplus System appropriation.</p>	<p>Pennsylvania Agricultural Surplus System \$ 1,500 —funding shift from State Food Purchase appropriation. 1,000 —Initiative—to further address food insecurity and increase access to healthy meals. \$ 2,500 <i>Appropriation Increase</i></p>
---	---

The Farmers' Market Food Coupons appropriation is recommended at the current year funding level.

Appropriations within this Program:

(Dollar Amounts in Thousands)

	2018-19 Actual	2019-20 Available	2020-21 Budget	2021-22 Estimated	2022-23 Estimated	2023-24 Estimated	2024-25 Estimated
GENERAL FUND:							
Farmers' Market Food Coupons.....	\$ 2,079	\$ 2,079	\$ 2,079	\$ 2,079	\$ 2,079	\$ 2,079	\$ 2,079
State Food Purchase.....	19,688	19,688	18,188	18,188	18,188	18,188	18,188
Pennsylvania Agricultural Surplus System	0	0	2,500	2,500	2,500	2,500	2,500
TOTAL GENERAL FUND	\$ 21,767	\$ 21,767	\$ 22,767	\$ 22,767	\$ 22,767	\$ 22,767	\$ 22,767



DEPARTMENT OF BANKING AND SECURITIES

The mission of the Department of Banking and Securities is to regulate financial services and work to ensure consumers and businesses are well-informed about the marketplace.

Programs and Goals

Financial Services Industry Regulation: *To preserve and protect the integrity of the financial services marketplace and promote public confidence in the commonwealth's financial services.*

Summary by Fund and Appropriation

	(Dollar Amounts in Thousands)		
	2018-19	2019-20	2020-21
	ACTUAL	AVAILABLE	BUDGET
GENERAL FUND:			
<i>General Government:</i>			
(R)Securities Operations (EA).....	\$ 9,516	\$ 10,006	\$ 9,477
OTHER FUNDS:			
BANKING FUND:			
General Government Operations.....	\$ 24,463	\$ 24,848	\$ 23,786
Transfer to Institution Resolution Account (EA).....	2,000	2,000	2,000
BANKING FUND TOTAL.....	\$ 26,463	\$ 26,848	\$ 25,786
DEPARTMENT TOTAL - ALL FUNDS			
GENERAL FUND.....	\$ 0	\$ 0	\$ 0
MOTOR LICENSE FUND.....	0	0	0
LOTTERY FUND.....	0	0	0
FEDERAL FUNDS.....	0	0	0
AUGMENTATIONS.....	0	0	0
RESTRICTED.....	9,516	10,006	9,477
OTHER FUNDS.....	26,463	26,848	25,786
TOTAL ALL FUNDS.....	\$ 35,979	\$ 36,854	\$ 35,263

Program Funding Summary

(Dollar Amounts in Thousands)

	2018-19 Actual	2019-20 Available	2020-21 Budget	2021-22 Estimated	2022-23 Estimated	2023-24 Estimated	2024-25 Estimated
FINANCIAL SERVICES INDUSTRY							
REGULATION							
GENERAL FUND.....	\$ 0	\$ 0	\$ 0	\$ 0	\$ 0	\$ 0	\$ 0
MOTOR LICENSE FUND.....	0	0	0	0	0	0	0
LOTTERY FUND.....	0	0	0	0	0	0	0
FEDERAL FUNDS.....	0	0	0	0	0	0	0
AUGMENTATIONS.....	0	0	0	0	0	0	0
RESTRICTED.....	9,516	10,006	9,477	9,477	9,477	9,477	9,477
OTHER FUNDS.....	26,463	26,848	25,786	25,786	25,786	25,786	25,786
SUBCATEGORY TOTAL.....	\$ 35,979	\$ 36,854	\$ 35,263	\$ 35,263	\$ 35,263	\$ 35,263	\$ 35,263
ALL PROGRAMS:							
GENERAL FUND.....	\$ 0	\$ 0	\$ 0	\$ 0	\$ 0	\$ 0	\$ 0
MOTOR LICENSE FUND.....	0	0	0	0	0	0	0
LOTTERY FUND.....	0	0	0	0	0	0	0
FEDERAL FUNDS.....	0	0	0	0	0	0	0
AUGMENTATIONS.....	0	0	0	0	0	0	0
RESTRICTED.....	9,516	10,006	9,477	9,477	9,477	9,477	9,477
OTHER FUNDS.....	26,463	26,848	25,786	25,786	25,786	25,786	25,786
DEPARTMENT TOTAL.....	\$ 35,979	\$ 36,854	\$ 35,263	\$ 35,263	\$ 35,263	\$ 35,263	\$ 35,263

Program: Financial Services Industry Regulation

Goal: To preserve and protect the integrity of the financial services marketplace and promote public confidence in the commonwealth's financial services.

The [Department of Banking and Securities](#) works to preserve and promote public confidence in the commonwealth's financial services industries by ensuring an economically sound and competitive system of depository financial institutions, non-depository financial services institutions and securities entities. The agency seeks to protect consumers in the financial marketplace and investors engaged in securities transactions. The department is funded solely by assessments, fees, licenses, fines and penalties paid by entities under its jurisdiction. It is accredited by the Conference of State Bank Supervisors, the American Association of Residential Mortgage Regulators and the National Association of State Credit Union Supervisors.

The department works to preserve and protect the integrity of the financial services marketplace and promote

public confidence in the commonwealth's financial services through its oversight of:

[Depository institutions](#) such as state-chartered banks, credit unions and non-depository trust companies;

[Non-depository institutions](#) including residential mortgage servicers, lenders, brokers and originators, check cashers, consumer discount companies, auto sales finance companies, pawnbrokers, debt management companies, debt settlement companies and money transmitters; and

[Securities-related](#) business in the state by broker-dealers, broker-dealer agents, investment advisers, investment adviser representatives and investment adviser notice filers.

As of June 30, 2019, the department provided regulation and oversight for the following:

Financial Institutions		Non-Depository Licensees		Securities Industry	
Credit unions	50	Mortgage originators	15,316	Broker-dealer agents	208,304
Commercial banks	39	Installment sellers	2,824	Investment adviser representatives	22,071
Savings banks	40	Mortgage lenders	2,293	Investment adviser and notice filers	3,474
Bank and trust companies	39	Sales finance companies	1,078	Broker-dealers	1,966
Non-depository trust companies	13	Check cashers	702	Total Securities Industry	235,815
Total Financial Institutions	181	Mortgage brokers	508		
		Debt management services	128		
		Mortgage discount companies	16		
		Other licensees	1,195		
		Total Non-Depository Licensees	24,060		

Program Recommendations:

This budget recommends the following changes: (Dollar Amounts in Thousands)

BANKING FUND	
General Government Operations	
\$ -1,250	—nonrecurring case management system modernization costs.
188	—to continue current program.
\$ -1,062	<i>Appropriation Decrease</i>

This budget continues the annual \$2,000,000 transfer to the Institutional Resolution Account.

In addition, \$9,477,000 for Securities Operations is provided for securities regulation from the General Fund restricted account.

Appropriations within this Program:

(Dollar Amounts in Thousands)

	2018-19 Actual	2019-20 Available	2020-21 Budget	2021-22 Estimated	2022-23 Estimated	2023-24 Estimated	2024-25 Estimated
BANKING FUND:							
General Government Operations	\$ 24,463	\$ 24,848	\$ 23,786	\$ 23,786	\$ 23,786	\$ 23,786	\$ 23,786
Transfer to Institution Resolution Account (EA).....	2,000	2,000	2,000	2,000	2,000	2,000	2,000
TOTAL BANKING FUND	\$ 26,463	\$ 26,848	\$ 25,786	\$ 25,786	\$ 25,786	\$ 25,786	\$ 25,786

Program: Financial Services Industry Regulation (continued)

Program Measures:	2014-15 Actual	2015-16 Actual	2016-17 Actual	2017-18 Actual	2018-19 Actual	2019-20 Estimated	2020-21 Estimated
Complete independent depository examinations in a timely manner.							
Average number of days for turnaround of independent depository institution examinations	31.00	29.46	34.96	31.55	30.85	30.00	30.00
Develop highly skilled workforce.							
Percentage of depository examiners with the highest certification available for their level of experience	91%	100%	100%	100%	100%	90%	90%
Percentage of non-depository examiners with the highest certification available for their level of experience	N/A	N/A	N/A	80%	100%	90%	90%
Examine non-depository licensees on a regular basis.							
Percentage of all non-depository licensees examined	25.0%	22.4%	22.9%	26.0%	24.0%	20.0%	20.0%
Examine Securities Investment Adviser registrants on an annual basis.							
Percentage of Securities Investment Adviser registrants examined on an annual basis	3.98%	18.87%	20.26%	16.83%	18.00%	20.00%	20.00%
Respond to consumer complaints in a timely and fair manner.							
Average number of days to respond to consumer complaints.....	7.00	4.73	5.29	4.23	3.94	10.00	10.00

– THIS PAGE INTENTIONALLY LEFT BLANK –



DEPARTMENT OF COMMUNITY AND ECONOMIC DEVELOPMENT

The mission of the Department of Community and Economic Development (DCED) is to encourage the shared prosperity of all Pennsylvanians by supporting good stewardship and sustainable development initiatives across the commonwealth. With a keen eye toward diversity and inclusiveness, the department acts as an advisor and advocate, providing strategic technical assistance, training, and financial resources to help our communities and industries flourish.

Programs and Goals

Job Creation, Workforce Training, Business Growth and Attraction: *To stimulate business growth and attraction to create “jobs that pay” and ensure a high-quality workforce through targeted job training.*

Pennsylvania Innovation Economy: *To provide technical support and access to capital to Pennsylvania’s emerging technology-based companies and entrepreneurial community through strategic partners and networks, while leveraging other sources of capital, including private and federal funds, to increase the competitiveness of Pennsylvania’s entrepreneurial ecosystem and to advance Pennsylvania’s growing technology sector.*

Pennsylvania Worldwide: *To leverage the state’s overseas network and local partnerships to increase DCED-facilitated export sales, foreign direct investments and global opportunities in targeted markets, ultimately creating and retaining jobs in the commonwealth.*

Pennsylvania Happiness: *To inspire the investment of time, labor, and financial resources in the state by building Pennsylvania’s image as a destination to visit, a place to grow a business, a community to call home, and a state to feel proud of thanks to a strong quality of work and life.*

Pennsylvania Communities: *To provide resources and technical assistance and make impactful investments that enhance the performance and quality of Pennsylvania’s local governments and communities.*

Community and Economic Development

Summary by Fund and Appropriation

(Dollar Amounts in Thousands)

GENERAL FUND:

General Government:

	2018-19 ACTUAL	2019-20 AVAILABLE	2020-21 BUDGET
General Government Operations.....	\$ 18,987	\$ 19,509	\$ 20,309
(F)DOE - Weatherization Administration.....	1,300	3,800	4,000
(F)SCDBG - Administration.....	10,000	4,000	4,000
(F)SCDBG - Disaster Recovery Administration.....	1,500	1,500	1,500
(F)SCDBG - Neighborhood Stabilization Administration.....	800	800	800
(F)SCDBG/HUD Special Projects.....	2,000	2,000	2,000
(F)CSBG - Administration.....	1,607	1,607	1,607
(F)LIHEABG - Administration.....	1,500	1,500	1,500
(F)EMG Solutions Administration.....	1,000	1,000	1,000
(F)Economic Adjustment Assistance.....	9,000	5,000	5,000
(F)ARC - Technical Assistance.....	1,000	1,000	1,000
(F)CoC Planning Grant.....	2,000	2,000	2,000
(F)Federal Grant Initiatives.....	4,000	4,000	4,000
(A)Commonwealth Financing Authority.....	3,551	3,703	3,703
(A)Pennsylvania Industrial Development Authority.....	1,557	1,650	1,650
(A)Pennsylvania Economic Development Financing Authority.....	641	625	625
(A)Governmental Transfers.....	3,198	2,977	1,075
(A)Local Match.....	101	100	100
(A)Community Development Bank.....	52	38	38
Subtotal.....	<u>\$ 63,794</u>	<u>\$ 56,809</u>	<u>\$ 55,907</u>
(R)Small Business Advocate - Utilities.....	1,855	1,795	1,896
Center for Local Government Services.....	4,132	4,287	4,319
(A)Reimbursements.....	165	165	165
Office of Open Records.....	3,189	3,356	3,448
Office of International Business Development.....	5,871	5,871	5,936
(F)SBA State Trade and Export Promotion (STEP).....	950	950	1,500
Marketing to Attract Tourists.....	17,839	17,339	4,071
(A)Travel Advertisements.....	69	178	60
(A)Film Tax Credit App.....	101	50	50
(A)Reimbursements.....	1	10	10
(R)Marketing to Attract Tourists.....	0	6,000	5,000
Marketing to Attract Business.....	2,007	2,027	2,027
(A)Census Outreach.....	0	4,000	0
Base Realignment and Closure.....	558	562	570
Regional Events Security and Support.....	850	0	0
Subtotal - State Funds.....	\$ 53,433	\$ 52,951	\$ 40,680
Subtotal - Federal Funds.....	36,657	29,157	29,907
Subtotal - Augmentations.....	9,436	13,496	7,476
Subtotal - Restricted Revenues.....	1,855	7,795	6,896
Total - General Government.....	<u>\$ 101,381</u>	<u>\$ 103,399</u>	<u>\$ 84,959</u>

Grants and Subsidies:

Transfer to Municipalities Financial Recovery Revolving Fund.....	\$ 1,000	\$ 4,500	\$ 4,500
Transfer to Ben Franklin Tech. Development Authority Fund.....	14,500	14,500	19,500
Transfer to PA Economic Development Financing Authority.....	0	0	5,250
Invent Penn State.....	0	0	2,350
Intergovernmental Cooperation Authority - 3rd Class Cities.....	100	100	0
Pennsylvania First.....	15,000	32,000	12,000
WEDnetPA.....	0	0	10,000
Municipal Assistance Program.....	546	546	546
(F)FEMA Technical Assistance.....	450	450	450
(F)FEMA - Mapping.....	200	200	0
Keystone Communities.....	16,707	21,075	6,365
(F)Community Services Block Grant.....	50,000	50,000	50,000
(F)LIHEABG - Weatherization Program.....	48,000	48,000	48,000
(F)DOE - Weatherization.....	18,000	19,000	19,000
(F)SCDBG - Disaster Recovery Grant.....	56,000	56,000	56,000
(F)SCDBG - Neighborhood Stabilization Program.....	17,000	17,000	5,000

Community and Economic Development

Summary by Fund and Appropriation

(Dollar Amounts in Thousands)

	2018-19 ACTUAL	2019-20 AVAILABLE	2020-21 BUDGET
(F)SCDBG Program.....	0	6,000	6,000
(F)EMG Solutions Program.....	12,000	12,000	12,000
(F)ARC Construction - RSBA Program.....	0	0	6,000
(F)EDA Power Grant.....	3,000	3,000	3,000
State Facility Closure Transition Program.....	0	0	5,000
Partnerships for Regional Economic Performance.....	9,880	9,880	9,880
Manufacturing PA.....	12,000	12,000	29,000
Strategic Management Planning Program.....	2,367^a	2,367^a	2,367
Tourism - Accredited Zoos.....	800	800	0
Infrastructure Technology Assistance Program.....	1,750	2,000	0
Super Computer Center.....	500	500	0
Powdered Metals.....	100	100	0
Rural Leadership Training.....	100	100	0
Infrastructure and Facilities Improvement Grants.....	16,000	10,000	10,000
Public Television Technology.....	750	750	250
Food Access Initiative.....	1,000	1,000	0
Local Municipal Relief.....	10,535	14,217	0
(R)Industrial Sites Environmental Assessment Fund.....	874	3,000	3,000
(R)Industrialized Housing.....	296	325	350
Subtotal - State Funds.....	\$ 103,635	\$ 126,435	\$ 117,008
Subtotal - Federal Funds.....	204,650	211,650	205,450
Subtotal - Restricted Revenues.....	1,170	3,325	3,350
Total - Grants and Subsidies.....	\$ 309,455	\$ 341,410	\$ 325,808
STATE FUNDS.....	\$ 157,068	\$ 179,386	\$ 157,688
FEDERAL FUNDS.....	241,307	240,807	235,357
AUGMENTATIONS.....	9,436	13,496	7,476
RESTRICTED REVENUES.....	3,025	11,120	10,246
GENERAL FUND TOTAL.....	\$ 410,836	\$ 444,809	\$ 410,767
MOTOR LICENSE FUND:			
<i>General Government:</i>			
Appalachian Regional Commission.....	\$ 750	\$ 500	\$ 500
OTHER FUNDS:			
BEN FRANKLIN TECHNOLOGY DEVELOPMENT AUTHORITY FUND:			
Ben Franklin Technology.....	\$ 21,000	\$ 30,000	\$ 35,000
HOME INVESTMENT TRUST FUND:			
(F)Affordable Housing Act Administration.....	\$ 3,500	\$ 4,000	\$ 4,000
INDUSTRIAL SITES CLEANUP FUND:			
Industrial Sites Cleanup - Administration (EA).....	\$ 314	\$ 314	\$ 314
Industrial Sites Cleanup - Projects (EA).....	5,915	6,105	5,300
INDUSTRIAL SITES CLEANUP FUND TOTAL.....	\$ 6,229	\$ 6,419	\$ 5,614
LOCAL GOVERNMENT CAPITAL PROJECT LOAN FUND:			
Local Government Capital Project Loans (EA).....	\$ 1,000	\$ 1,000	\$ 1,000
MACHINERY AND EQUIPMENT LOAN FUND:			
General Operations (EA).....	\$ 778	\$ 778	\$ 778
Machinery and Equipment Loans (EA).....	31,000	11,000	11,000
MACHINERY AND EQUIPMENT LOAN FUND TOTAL.....	\$ 31,778	\$ 11,778	\$ 11,778

Community and Economic Development

Summary by Fund and Appropriation

(Dollar Amounts in Thousands)

	2018-19 ACTUAL	2019-20 AVAILABLE	2020-21 BUDGET
MARCELLUS LEGACY FUND:			
Energy Development Projects (EA).....	\$ 12	\$ 0	\$ 0
MINORITY BUSINESS DEVELOPMENT FUND:			
General Operations (EA).....	\$ 330	\$ 330	\$ 340
Minority Business Development Loans (EA).....	2,000	1,000	1,000
MINORITY BUSINESS DEVELOPMENT FUND TOTAL.....	\$ 2,330	\$ 1,330	\$ 1,340
MUNICIPALITIES FINANCIAL RECOVERY REVOLVING AID FUND:			
Distressed Community Assistance (EA).....	\$ 6,745	\$ 6,500	\$ 9,850
SMALL BUSINESS FIRST FUND:			
Administration (EA).....	\$ 1,958	\$ 1,958	\$ 1,958
Loans (EA).....	14,042	10,042	10,042
Community Economic Development Loans (EA).....	3,000	3,000	3,000
SMALL BUSINESS FIRST FUND TOTAL.....	\$ 19,000	\$ 15,000	\$ 15,000
TOBACCO SETTLEMENT FUND:			
Life Sciences Greenhouses.....	\$ 3,000	\$ 3,000	\$ 3,000
WORKMEN'S COMPENSATION ADMINISTRATION FUND:			
(R)Small Business Advocate - Workers' Compensation.....	\$ 275	\$ 280	\$ 280
DEPARTMENT TOTAL - ALL FUNDS			
GENERAL FUND.....	\$ 157,068	\$ 179,386	\$ 157,688
MOTOR LICENSE FUND.....	750	500	500
LOTTERY FUND.....	0	0	0
FEDERAL FUNDS.....	241,307	240,807	235,357
AUGMENTATIONS.....	9,436	13,496	7,476
RESTRICTED.....	3,025	11,120	10,246
OTHER FUNDS.....	94,869	79,307	86,862
TOTAL ALL FUNDS.....	\$ 506,455	\$ 524,616	\$ 498,129

^a Formerly titled Early Intervention for Distressed Municipalities.

Community and Economic Development

Program Funding Summary

(Dollar Amounts in Thousands)

	2018-19 Actual	2019-20 Available	2020-21 Budget	2021-22 Estimated	2022-23 Estimated	2023-24 Estimated	2024-25 Estimated
JOB CREATION, WORKFORCE TRAINING, BUSINESS GROWTH AND ATTRACTION							
GENERAL FUND.....	\$ 53,176	\$ 64,865	\$ 60,757	\$ 66,780	\$ 66,780	\$ 66,780	\$ 66,780
MOTOR LICENSE FUND.....	0	0	0	0	0	0	0
LOTTERY FUND.....	0	0	0	0	0	0	0
FEDERAL FUNDS.....	31,707	24,207	24,407	24,407	24,407	24,407	24,407
AUGMENTATIONS.....	9,100	9,093	7,191	7,191	7,191	7,191	7,191
RESTRICTED.....	2,729	4,795	4,896	4,896	4,896	4,896	4,896
OTHER FUNDS.....	59,612	34,807	34,012	28,012	28,012	28,012	28,012
SUBCATEGORY TOTAL.....	\$ 156,324	\$ 137,767	\$ 131,263	\$ 131,286	\$ 131,286	\$ 131,286	\$ 131,286
PENNSYLVANIA INNOVATION ECONOMY							
GENERAL FUND.....	\$ 39,480	\$ 39,730	\$ 58,630	\$ 58,630	\$ 58,630	\$ 58,630	\$ 58,630
MOTOR LICENSE FUND.....	0	0	0	0	0	0	0
LOTTERY FUND.....	0	0	0	0	0	0	0
FEDERAL FUNDS.....	0	0	0	0	0	0	0
AUGMENTATIONS.....	0	0	0	0	0	0	0
RESTRICTED.....	0	0	0	0	0	0	0
OTHER FUNDS.....	24,012	33,000	38,000	33,000	28,000	28,000	28,000
SUBCATEGORY TOTAL.....	\$ 63,492	\$ 72,730	\$ 96,630	\$ 91,630	\$ 86,630	\$ 86,630	\$ 86,630
PENNSYLVANIA WORLDWIDE							
GENERAL FUND.....	\$ 5,871	\$ 5,871	\$ 5,936	\$ 5,936	\$ 5,936	\$ 5,936	\$ 5,936
MOTOR LICENSE FUND.....	0	0	0	0	0	0	0
LOTTERY FUND.....	0	0	0	0	0	0	0
FEDERAL FUNDS.....	950	950	1,500	1,500	1,500	1,500	1,500
AUGMENTATIONS.....	0	0	0	0	0	0	0
RESTRICTED.....	0	0	0	0	0	0	0
OTHER FUNDS.....	0	0	0	0	0	0	0
SUBCATEGORY TOTAL.....	\$ 6,821	\$ 6,821	\$ 7,436	\$ 7,436	\$ 7,436	\$ 7,436	\$ 7,436
PENNSYLVANIA HAPPINESS							
GENERAL FUND.....	\$ 20,646	\$ 20,166	\$ 6,098	\$ 6,098	\$ 6,098	\$ 6,098	\$ 6,098
MOTOR LICENSE FUND.....	0	0	0	0	0	0	0
LOTTERY FUND.....	0	0	0	0	0	0	0
FEDERAL FUNDS.....	0	0	0	0	0	0	0
AUGMENTATIONS.....	171	4,238	120	120	120	120	120
RESTRICTED.....	0	6,000	5,000	5,000	5,000	5,000	5,000
OTHER FUNDS.....	0	0	0	0	0	0	0
SUBCATEGORY TOTAL.....	\$ 20,817	\$ 30,404	\$ 11,218	\$ 11,218	\$ 11,218	\$ 11,218	\$ 11,218
PENNSYLVANIA COMMUNITIES							
GENERAL FUND.....	\$ 37,895	\$ 48,754	\$ 26,267	\$ 31,517	\$ 31,517	\$ 31,517	\$ 31,517
MOTOR LICENSE FUND.....	750	500	500	500	500	500	500
LOTTERY FUND.....	0	0	0	0	0	0	0
FEDERAL FUNDS.....	208,650	215,650	209,450	209,450	209,450	209,450	209,450
AUGMENTATIONS.....	165	165	165	165	165	165	165
RESTRICTED.....	296	325	350	350	350	350	350
OTHER FUNDS.....	11,245	11,500	14,850	10,300	10,300	10,300	10,300
SUBCATEGORY TOTAL.....	\$ 259,001	\$ 276,894	\$ 251,582	\$ 252,282	\$ 252,282	\$ 252,282	\$ 252,282

Program Funding Summary

(Dollar Amounts in Thousands)

	2018-19 Actual	2019-20 Available	2020-21 Budget	2021-22 Estimated	2022-23 Estimated	2023-24 Estimated	2024-25 Estimated
ALL PROGRAMS:							
GENERAL FUND.....	\$ 157,068	\$ 179,386	\$ 157,688	\$ 168,961	\$ 168,961	\$ 168,961	\$ 168,961
MOTOR LICENSE FUND.....	750	500	500	500	500	500	500
LOTTERY FUND.....	0	0	0	0	0	0	0
FEDERAL FUNDS.....	241,307	240,807	235,357	235,357	235,357	235,357	235,357
AUGMENTATIONS.....	9,436	13,496	7,476	7,476	7,476	7,476	7,476
RESTRICTED.....	3,025	11,120	10,246	10,246	10,246	10,246	10,246
OTHER FUNDS.....	94,869	79,307	86,862	71,312	66,312	66,312	66,312
DEPARTMENT TOTAL.....	\$ 506,455	\$ 524,616	\$ 498,129	\$ 493,852	\$ 488,852	\$ 488,852	\$ 488,852

Program: Job Creation, Workforce Training, Business Growth and Attraction

Goal: To stimulate business growth and attraction to create “jobs that pay” and ensure a high-quality workforce through targeted job training.

Pennsylvania Industrial Development Authority

[Pennsylvania Industrial Development Authority \(PIDA\)](#) provides low-interest loans and lines of credit for a wide range of commonwealth businesses including manufacturing, industrial, health care, agricultural, research and development, hospitality, defense conversion, information technology, construction, day care, retail, and service enterprises as well as for the development of industrial parks and multi-tenant facilities. Eligible costs include real estate acquisitions, construction and renovation projects, machinery and equipment acquisitions, and working capital costs. The interest savings realized through the PIDA program enables the recipient companies to invest the savings back into the business and its workforce to remain competitive.

Pennsylvania Business One-Stop Shop

The [Pennsylvania Business One-Stop Shop](#) makes it simple for businesses to start and expand in Pennsylvania, by serving as the sole source to guide aspiring entrepreneurs and established businesses through all stages of development, including planning, registering, operating and growing. Services and resources are available through a website, toll-free number and dedicated program office housed in the department. A new feature added to the website is the self-help Business Interview Tool that automatically guides entrepreneurs through each step of the business registration process. This program is an interagency, collaborative effort involving the Departments of State, Revenue, and Labor and Industry and actively engages DCED’s Partnerships for Regional Economic Performance, federal and local governments, state legislators and many other economic development organizations and networks to promote the program’s services and resources across the commonwealth.

Pennsylvania First (PA First)

[PA First](#) is a comprehensive program that offers grants for job creation and retention, infrastructure projects, and workforce development by providing the commonwealth the flexibility necessary to rapidly respond to companies’ needs, increasing investment in the state and enabling Pennsylvania to compete more effectively with other states. [Eligible uses](#) for PA First funding include job training, land and building acquisition and construction, purchase and upgrade of machinery and equipment, construction and rehabilitation of infrastructure, working capital, and environmental assessment and remediation.

[WEDnetPA](#) is Pennsylvania’s incumbent worker training program. WEDnetPA provides funding to Pennsylvania companies for essential skills and advanced technology training. WEDnetPA is a job training alliance of 25 partners, which includes nine universities in the Pennsylvania State System of Higher Education, Pennsylvania’s 14 community colleges, Pennsylvania College of Technology and North Central PA Regional Planning & Development Commission. WEDnetPA alliance partners seek the input of local workforce development boards and key economic development organizations to determine the target industries and training priorities in their regions. Since its inception, this program has awarded over 33,000 grants to more than 20,000 companies and trained more than 1.23 million Pennsylvania workers including 113,000 in Advanced Technology.

Community and Economic Development

Program: Job Creation, Workforce Training, Business Growth and Attraction (continued)

Program Recommendations:

This budget recommends the following changes: (Dollar Amounts in Thousands)

GENERAL FUND		WEDnetPA	
General Government Operations			
\$ -950	—funding reduction.	\$ 8,000	—funding shifted from Pennsylvania First.
1,295	—to continue current program.	2,000	—Initiative-to increase assistance to employers for incumbent workforce training.
<u>455</u>	—to implement the Made in PA program.		
\$ 800	<i>Appropriation Increase</i>	\$ 10,000	<i>Appropriation Increase</i>
Office of Open Records			
\$ 92	—to continue current program.	\$ 5,000	State Facility Closure Transition Program
			—Initiative-ensuring adequate community support after commonwealth facility closures.
Pennsylvania First			
\$ -12,000	—funding reduction.		
-8,000	—funding shifted to new WEDnetPA appropriation.		
<u>-20,000</u>	<i>Appropriation Decrease</i>		

The Infrastructure and Facilities Improvement Grants appropriation is recommended at the current year funding level.

Additionally, the Small Business Advocate appropriation, from the restricted account, is increased by \$101,000 to a total of \$1,896,000.

Appropriations within this Program:

(Dollar Amounts in Thousands)

	2018-19 Actual	2019-20 Available	2020-21 Budget	2021-22 Estimated	2022-23 Estimated	2023-24 Estimated	2024-25 Estimated
GENERAL FUND:							
General Government Operations	\$ 18,987	\$ 19,509	\$ 20,309	\$ 20,332	\$ 20,332	\$ 20,332	\$ 20,332
Office of Open Records	3,189	3,356	3,448	3,448	3,448	3,448	3,448
Pennsylvania First	15,000	32,000	12,000	12,000	12,000	12,000	12,000
WEDnetPA	0	0	10,000	10,000	10,000	10,000	10,000
State Facility Closure Transition Program	0	0	5,000	5,000	5,000	5,000	5,000
Infrastructure and Facilities Improvement Grants	16,000	10,000	10,000	16,000	16,000	16,000	16,000
TOTAL GENERAL FUND	\$ 53,176	\$ 64,865	\$ 60,757	\$ 66,780	\$ 66,780	\$ 66,780	\$ 66,780

Program Measures:

	2014-15 Actual	2015-16 Actual	2016-17 Actual	2017-18 Actual	2018-19 Actual	2019-20 Estimated	2020-21 Estimated
--	-------------------	-------------------	-------------------	-------------------	-------------------	----------------------	----------------------

To stimulate business growth and attraction to create “jobs that pay,” and ensure a high-quality workforce through targeted job training.

Jobs pledged to be created.....	13,377	6,801	10,754	5,530	8,005	10,006	8,245
Jobs pledged to be retained.....	60,740	11,182	43,726	23,897	12,828	16,035	13,213
Private funds leveraged (in thousands).....	\$1,206,987	\$606,201	\$3,389,397	\$572,312	\$1,193,335	\$1,491,669	\$1,229,135
Businesses assisted	4,521	4,610	4,983	4,820	3,961	4,951	4,080
Number of trainings to PA workers (WEDNetPA, PREP, LGTP and CSBG)	78,715	107,369	136,883	96,243	93,889	117,361	96,706

Program: Pennsylvania Innovation Economy

Goal: To provide technical support and access to capital to Pennsylvania's emerging technology-based companies and entrepreneurial community through strategic partners and networks, while leveraging other sources of capital, including private and federal funds, to increase the competitiveness of Pennsylvania's entrepreneurial ecosystem and to advance Pennsylvania's growing technology sector.

Ben Franklin Technology Development Authority

The [Ben Franklin Technology Development Authority \(BFTDA\)](#) ensures that Pennsylvania technology-enabled companies, entrepreneurs, and innovators have the necessary tools to build their businesses. The BFTDA supports the advance of technologies in traditional and emerging industries through a series of programs that are flexible, dynamic, and built to proactively respond to changing markets in key industry sectors.

The BFTDA's current funded programs are:

- Ben Franklin Technology Partners, which are strategically located throughout the commonwealth and are designed to advance the commercialization of new technologies and support company growth; and
- Venture Investment, which provides risk capital to venture partnerships that invest in Pennsylvania-based companies.

The Pennsylvania Life Sciences Greenhouse Initiative

Since 2002, Pennsylvania's three [Life Sciences Greenhouses](#) have been stimulating economic growth and job creation by providing critical capital to university-based researchers, emerging companies, and companies seeking to expand. Investments by the greenhouses are designed to advance the life sciences and stimulate economic growth, focusing on the health and welfare of Pennsylvanians, commercialization of new health care technologies, and creation of high-quality, sustainable jobs.

Partnerships for Regional Economic Performance

[Partnerships for Regional Economic Performance \(PREP\)](#) supports the coordination and collaboration of over 100 economic development organizations in 10 regions across Pennsylvania. Core partners include the Industrial Development Organizations (IDOs), Local Development Districts (LDDs), and the Small Business

Development Centers (SBDCs). PREP is designed to integrate these networks by encouraging regional coordination of economic development efforts and provide customer service to the business community resulting in a comprehensive, efficient statewide economic development delivery strategy.

PREP partner organizations deliver a wide array of coordinated business development services designed to encourage the creation of new companies and increase the capacity of Pennsylvania businesses to compete successfully in the global economy. Partners also collaborate to provide the necessary infrastructure (broadband, business sites, incubators, etc.) needed to attract, retain, and expand businesses.

[Engage!](#) is a Pennsylvania statewide business retention and expansion program designed to regularly and proactively interact with targeted companies. The overall goal of Engage! is to retain existing businesses in a community and to help them grow and expand by building solid relationships with business owners or key decision makers and economic development partners. Engage! provides grants to identify and target companies, engages those companies through various outreach methods, assesses their needs and assists through referrals and direct technical assistance.

Manufacturing PA

Launched in 2017, [Manufacturing PA](#) is a multi-faceted initiative designed to support Pennsylvania's manufacturing community, with an emphasis on small to medium-sized manufacturers. Manufacturing PA supports Pennsylvania's manufacturing community through the department's strategic partners including Industrial Resource Centers (IRCs), Pennsylvania's colleges, universities, technical schools, and nonprofit organizations that provide critical training and workforce development opportunities.

Community and Economic Development

Program: Pennsylvania Innovation Economy (continued)

Program Recommendations:

This budget recommends the following changes: (Dollar Amounts in Thousands)

GENERAL FUND			
Transfer to Ben Franklin Tech. Development Authority Fund			Infrastructure Technology Assistance Program
\$	5,000	—Initiative-to further support innovation and business startups.	\$ -2,000 —program elimination.
Manufacturing PA			Super Computer Center
\$	12,000	—Initiative-for grants to address the key barriers to employment.	\$ -500 —program elimination.
	2,500	—Initiative-for competitive grants to Industrial Resource Centers for innovative service delivery.	Powdered Metals
	2,500	—Initiative-for competitive grants to PREP organizations to foster partnerships with institutions of higher education.	\$ -100 —program elimination.
		<i>Appropriation Increase</i>	Public Television Technology
\$	17,000		\$ -500 —funding reduction.

The Partnerships for Regional Economic Performance appropriation is recommended at the current year funding level.

Appropriations within this Program:

(Dollar Amounts in Thousands)

GENERAL FUND:	2018-19 Actual	2019-20 Available	2020-21 Budget	2021-22 Estimated	2022-23 Estimated	2023-24 Estimated	2024-25 Estimated
Transfer to Ben Franklin Tech. Development Authority Fund.....	\$ 14,500	\$ 14,500	\$ 19,500	\$ 19,500	\$ 19,500	\$ 19,500	\$ 19,500
Partnerships for Regional Economic Performance	9,880	9,880	9,880	9,880	9,880	9,880	9,880
Manufacturing PA	12,000	12,000	29,000	29,000	29,000	29,000	29,000
Infrastructure Technology Assistance Program	1,750	2,000	0	0	0	0	0
Super Computer Center	500	500	0	0	0	0	0
Powdered Metals.....	100	100	0	0	0	0	0
Public Television Technology.....	750	750	250	250	250	250	250
TOTAL GENERAL FUND.....	\$ 39,480	\$ 39,730	\$ 58,630	\$ 58,630	\$ 58,630	\$ 58,630	\$ 58,630

Program Measures:

	2014-15 Actual	2015-16 Actual	2016-17 Actual	2017-18 Actual	2018-19 Actual	2019-20 Estimated	2020-21 Estimated
--	-------------------	-------------------	-------------------	-------------------	-------------------	----------------------	----------------------

To provide technical support and access to capital to Pennsylvania's emerging technology-based companies and entrepreneurial community through strategic partners and networks, while leveraging other sources of capital, including private and federal funds, to increase the competitiveness of Pennsylvania's entrepreneurial ecosystem and to advance Pennsylvania's growing technology sector.

Jobs created.....	3,014	2,350	3,068	3,261	3,172	3,180	3,275
Jobs retained.....	4,750	5,373	13,566	16,837	14,937	15,000	15,450
New technology companies established	216	130	210	167	157	160	165
Businesses assisted.....	17,633	18,227	15,916	17,215	21,013	21,500	22,145
Private funds leveraged (in thousands)..	\$ 1,154,325	\$ 1,948,731	\$ 845,524	\$ 771,786	\$ 863,049	\$ 890,000	\$ 916,700

Community and Economic Development

Program: Pennsylvania Worldwide

Goal: To leverage the state's overseas network and local partnerships to increase DCED-facilitated export sales, foreign direct investments and global opportunities in targeted markets, ultimately creating and retaining jobs in the commonwealth.

Office of International Business Development

The [Office of International Business Development \(OIBD\)](#) is tasked with two main objectives which utilize a network of Authorized International Representatives and local economic development partners. First, OIBD works to attract foreign investments to Pennsylvania. The office informs international companies of Pennsylvania's strengths, including universities and research institutions, diverse industry information, our competitive business environment, skilled workforce and supply chains and other custom site search and research, all which showcase the resources available to enter the market and grow in Pennsylvania.

Second, OIBD works to promote Pennsylvania exports in key international markets. By increasing export capacity and establishing new connections between Pennsylvania companies, universities and partners worldwide, Pennsylvania businesses will continue to become more competitive in the global marketplace. At the same time, Pennsylvania communities will become increasingly successful in competing for international investment projects that support existing and new jobs across the commonwealth.

Program Recommendations:

This budget recommends the following changes: (Dollar Amounts in Thousands)

GENERAL FUND
Office of International
Business Development
—to continue current program.
\$ 65

Appropriations within this Program:

(Dollar Amounts in Thousands)

	2018-19 Actual	2019-20 Available	2020-21 Budget	2021-22 Estimated	2022-23 Estimated	2023-24 Estimated	2024-25 Estimated
GENERAL FUND:							
Office of International Business							
Development.....	\$ 5,871	\$ 5,871	\$ 5,936	\$ 5,936	\$ 5,936	\$ 5,936	\$ 5,936

Program Measures:

	2014-15 Actual	2015-16 Actual	2016-17 Actual	2017-18 Actual	2018-19 Actual	2019-20 Estimated	2020-21 Estimated
--	-------------------	-------------------	-------------------	-------------------	-------------------	----------------------	----------------------

Leverage the state's overseas network and local partnerships to increase DCED-facilitated export sales, foreign direct investments and global opportunities in targeted markets, ultimately creating and retaining jobs in the commonwealth.

Estimated state and local tax revenues generated (in thousands).....	\$58,350	\$43,360	\$55,414	\$46,869	\$46,616	\$47,082	\$47,553
Amount of export sales facilitated (in thousands).....	\$764,675	\$613,026	\$769,787	\$813,962	\$650,106	\$656,607	\$663,173
Jobs supported	7,934	6,434	9,025	6,649	6,223	6,285	6,348
Foreign direct investments (FDI):							
Projects completed	26	12	20	20	19	20	21
Businesses assisted	1,424	1,118	967	1,009	928	937	947

Community and Economic Development

Program: Pennsylvania Happiness

Goal: To inspire the investment of time, labor, and financial resources in the state by building Pennsylvania's image as a destination to visit, a place to grow a business, a community to call home, and a state to feel proud of thanks to a strong quality of work and life.

Marketing to Attract Tourists

Tourism is a key industry for Pennsylvania, injecting an estimated \$44 billion annually into the commonwealth's economy and generating more than \$4 billion in tax revenues each year. The [Pennsylvania Tourism Office's](#) marketing activities provide exposure to out-of-state markets for the many small Pennsylvania tourism businesses that lack the resources to advertise beyond their local areas.

[Marketing to Attract Tourists](#) provides funding for a marketing agenda including the popular [visitPA.com](#) website, social media channels, media relations activities, travel guide, and a small targeted paid advertising campaign. The tourism office encourages public-private partnerships within the industry to maximize Pennsylvania's presence on the national and global travel and tourism stage. The tourism office leverages social media communities including [Facebook](#), [Instagram](#), [Twitter](#), [YouTube](#), [Pinterest](#), and others to provide highly customized, personalized, and targeted information directly to travelers, extending the reach of the office's traditional marketing efforts.

Marketing to Attract Business

Attracting and retaining businesses and talent is a priority for any location seeking industry growth and economic stability. The [Pennsylvania Marketing Office](#) encourages business decision makers and individuals to locate or stay in Pennsylvania by promoting the competitive advantages of working and living in Pennsylvania. The office also promotes DCED's many programs for technical assistance, financial resources, and training for businesses, communities, local governments, nonprofits, and residents.

Marketing to Attract Business provides the funding to support the office's marketing initiatives. This includes the [Work Smart. Live Happy](#) microsite and content, [dced.pa.gov](#) and [Business One-Stop Shop](#) websites, proactive media relations, DCED's social media channels (including [LinkedIn](#), [Twitter](#), and [Facebook](#)), limited paid advertising, and targeted events. The office collaborates with local and regional economic development organizations community partners, and workforce development professionals to maximize the reach of collective marketing efforts.

Program Recommendations:

This budget recommends the following changes: (Dollar Amounts in Thousands)

	GENERAL FUND				
	Marketing to Attract Tourists			Tourism - Accredited Zoos	
\$	-13,268	—funding reduction.		\$	-800
					—program elimination.

The Marketing to Attract Business appropriation is recommended at the current year funding level.

Appropriations within this Program:

(Dollar Amounts in Thousands)

	2018-19 Actual	2019-20 Available	2020-21 Budget	2021-22 Estimated	2022-23 Estimated	2023-24 Estimated	2024-25 Estimated
GENERAL FUND:							
Marketing to Attract Tourists	\$ 17,839	\$ 17,339	\$ 4,071	\$ 4,071	\$ 4,071	\$ 4,071	\$ 4,071
Marketing to Attract Business	2,007	2,027	2,027	2,027	2,027	2,027	2,027
Tourism - Accredited Zoos	800	800	0	0	0	0	0
TOTAL GENERAL FUND	\$ 20,646	\$ 20,166	\$ 6,098	\$ 6,098	\$ 6,098	\$ 6,098	\$ 6,098

Community and Economic Development

Program: Pennsylvania Happiness (continued)

Program Measures:	2014-15 Actual	2015-16 Actual	2016-17 Actual	2017-18 Actual	2018-19 Actual	2019-20 Estimated	2020-21 Estimated
--------------------------	-------------------	-------------------	-------------------	-------------------	-------------------	----------------------	----------------------

To inspire the investment of time, labor, and financial resources in the state by building Pennsylvania's image as a destination to visit, a place to grow a business, a community to call home, and a state to feel proud of thanks to a strong quality of work and life.

Number of hotel rooms sold (in thousands).....	30,162	30,494	31,322	33,181	33,683	33,685	33,853
Travelers' expenditures (in thousands).....	\$40,264,000	\$41,214,000	\$42,450,000	\$43,723,000	\$44,385,000	\$44,388,000	\$44,610,000
Tax revenues generated (in thousands).....	\$4,295,000	\$4,388,000	\$4,520,000	\$4,656,000	\$4,726,000	\$4,726,000	\$4,750,000

Community and Economic Development

Program: Pennsylvania Communities

Goal: To provide resources and technical assistance and make impactful investments that enhance the performance and quality of Pennsylvania's local governments and communities.

Keystone Communities

The [Keystone Communities program](#) is designed to encourage public-private partnerships that support initiatives to grow and improve the stability of neighborhoods and communities, promote social and economic diversity and provide a strong and secure quality of life. The program offers designation opportunities and financial resources to assist communities in achieving revitalization goals and making physical improvements.

The Keystone Communities program offers [four designation types](#) and [several grant types](#). Any community may apply and receive designation or grant funding in whatever order the community deems appropriate depending on its local needs and circumstances. Priority is given to communities administering designated programs. Designation also offers some benefits that may assist a community in non-financial ways, such as providing a roadmap and a process to guide a community's revitalization efforts. These partnerships create more attractive places to live and encourage business, job expansion, and retention in Pennsylvania.

Small Cities Community Development Block Grant

The federal [Small Cities Community Development Block Grant program](#), commonly known as the Community Development Block Grant program, provides financial assistance to:

- Expand low- and moderate-income housing opportunities;
- Enhance economic development and job opportunities for low- and moderate-income individuals;
- Correct deficiencies in water and sewer systems;
- Address blight; and
- Improve streets, streetscapes, recreational facilities and public facilities to strengthen a pro-growth and pro-business environment.

HOME Investment Partnership Program

The [HOME Investment Partnership Program](#) provides municipalities with grant and technical assistance to expand the supply of safe, code compliant, and affordable housing for low- and very low-income Pennsylvanians. The department awards these funds on a [competitive basis](#) to projects which leverage other resources and demonstrate significant community impact.

The program prioritizes funding in the following areas:

- Development of rental housing for low-income households;
- Preservation of existing low-income housing units through rehabilitation of owner-occupied homes;

- Expanding the capacity of certified Community Housing Development Organizations to develop affordable housing; and
- Assistance to low-income homebuyers to acquire newly constructed or existing homes.

Emergency Solutions Grant (ESG) Program

The [ESG program](#) is the first step for self-sufficiency for homeless individuals and families, while also assisting other households in avoiding the causes of homelessness. ESG funds support households and individuals that earn less than 30 percent of median income. DCED awards ESG funds through a competitive application process to eligible entities in the following priority areas:

- Rapid re-housing (services to remove individuals/families from their homeless status quickly and move them into stable permanent housing);
- Homelessness prevention (services to assist individuals/families at risk of becoming homeless);
- Street outreach services;
- Emergency shelters (includes renovations, operational costs and essential services); and
- Homeless Management Information Systems.

Community Services Block Grant

The [Community Services Block Grant \(CSBG\)](#) aims to reduce poverty in a community or those areas of a community where poverty is a particularly acute problem. There are 43 entities that receive CSBG funds as determined by federal guidelines. Addressing the causes and conditions of poverty requires community engagement activities which remove obstacles that block self-sufficiency, such as employment and training resources; community stakeholder collaboration; literacy activities; affordable housing issues; grassroots activities that provide intervention to the causes of poverty; addressing the needs of youth through programming or coordination; and increased engagement in community planning and improvement activities.

Weatherization Assistance Program

The U.S. Department of Energy's (DOE) Weatherization Assistance Program (WAP) assists low-income families who lack resources to invest in energy efficiency. Funds are used to improve the energy efficiency of low-income homes using the most advanced technologies and testing protocols available in the housing industry.

The [Pennsylvania WAP](#), funded by DOE and 15 percent of the PA Low Income Heating and Energy Assistance Program (LIHEAP), provides direct weatherization and crisis interface heating services through a network of

Community and Economic Development

Program: Pennsylvania Communities (continued)

public and nonprofit agencies operating in all 67 counties within the commonwealth. Weatherization services primarily involve diagnostic assessment of air leakage, health and safety repairs, electric baseload measures, and client energy education. Crisis interface provides heating solutions to LIHEAP clients experiencing heating emergencies.

Municipal Assistance Program

The [Municipal Assistance Program](#) was created to help local governments plan for and effectively implement a variety of services, improvements, and soundly-managed development. The program provides funding for three groups of activities:

- Shared service activities – regionalization, consolidation or merging of services; shared personnel; high impact projects serving many municipalities or large areas; and boundary change efforts;
- Community planning – comprehensive plans; community revitalization plans; zoning and subdivision ordinances; and Transit Revitalization Investment District (TRID) planning studies; and
- Floodplain management – reimbursements to municipalities for costs incurred in the preparation, enactment, administration and enforcement of floodplain management regulations.

Strategic Management Planning Program

In order to assist municipalities interested in improving their fiscal position, the [Strategic Management Planning Program](#) provides financial assistance to municipal and county governments for the development and implementation of five-year financial management plans and departmental operational overviews. The plans supply both short-term and long-term strategies to promote best management practices and ultimately avert financial distress.

The department's [Center for Local Government Services](#) has developed an approach to identify at-risk municipalities called the [Early Warning System](#). The system looks at multiple financial factors to determine which municipalities may be experiencing fiscal difficulties. This approach, combined with the resources available under the Strategic Management Planning program, provides tools that aid in keeping governments from an Act 47 Municipalities Financial Recovery Program filing.

Municipalities Financial Recovery Program – Act 47

The Center for Local Government Services has a responsibility to assist local governments facing potential financial insolvency. When a [municipality is declared distressed](#) by the department, the [Municipalities Financial Recovery](#) program is used to provide technical assistance in the fields of financial management and public administration, as well as financial assistance through the Distressed Municipalities Revolving Fund. Act 47 also empowers the governor to issue a declaration of fiscal emergency, enabling the department to prepare an emergency action plan and to appoint a receiver to prepare a recovery plan to be confirmed by Commonwealth Court.

Transportation Projects

Funding is transferred annually to the Commonwealth Financing Authority to assist with the implementation of a variety of [transportation projects](#) including: projects that coordinate local land use with transportation assets to enhance existing communities; projects related to streetscape, lighting, sidewalk enhancement, and pedestrian safety; projects that will improve connectivity or the use of existing transportation assets; and projects related to transit-oriented development. Financial assistance provided by the authority is matched by local funding.

Program Recommendations:

This budget recommends the following changes: (Dollar Amounts in Thousands)

	GENERAL FUND				Transfer to PA Economic Development Financing Authority
\$	32	Center for Local Government Services		\$	5,250
		—to continue current program.			—Initiative-for the payment of debt service on voting machine reimbursement bonds (Act 77 of 2019).
\$	8	Base Realignment and Closure			
		—to continue current program.			

Community and Economic Development

Program: Pennsylvania Communities (continued)

Program Recommendations: (continued)

This budget recommends the following changes: (Dollar Amounts in Thousands)

\$ 2,350	Invent Penn State —Initiative-to support entrepreneurs and foster cross-sector collaborations.	\$ -100	Rural Leadership Training —program elimination.
\$ -100	Intergovernmental Cooperation Authority - 3rd Class Citites —program elimination.	\$ -1,000	Food Access Initiative —program elimination.
\$ -14,710	Keystone Communities —funding reduction.	\$ -14,217	Local Municipal Relief —program elimination.

All other appropriations are recommended at the current year funding levels.

Appropriations within this Program:

(Dollar Amounts in Thousands)

	2018-19 Actual	2019-20 Available	2020-21 Budget	2021-22 Estimated	2022-23 Estimated	2023-24 Estimated	2024-25 Estimated
GENERAL FUND:							
Center for Local Government Services	\$ 4,132	\$ 4,287	\$ 4,319	\$ 4,319	\$ 4,319	\$ 4,319	\$ 4,319
Base Realignment and Closure.....	558	562	570	570	570	570	570
Regional Events Security and Support.....	850	0	0	0	0	0	0
Transfer to Municipalities Financial Recovery Revolving Fund	1,000	4,500	4,500	4,500	4,500	4,500	4,500
Transfer to PA Economic Development Financing Authority	0	0	5,250	10,500	10,500	10,500	10,500
Invent Penn State	0	0	2,350	2,350	2,350	2,350	2,350
Intergovernmental Cooperation Authority - 3rd Class Cities	100	100	0	0	0	0	0
Municipal Assistance Program	546	546	546	546	546	546	546
Keystone Communities.....	16,707	21,075	6,365	6,365	6,365	6,365	6,365
Strategic Management Planning Program	2,367	2,367	2,367	2,367	2,367	2,367	2,367
Rural Leadership Training	100	100	0	0	0	0	0
Food Access Initiative.....	1,000	1,000	0	0	0	0	0
Local Municipal Relief.....	10,535	14,217	0	0	0	0	0
TOTAL GENERAL FUND	\$ 37,895	\$ 48,754	\$ 26,267	\$ 31,517	\$ 31,517	\$ 31,517	\$ 31,517
MOTOR LICENSE FUND:							
Appalachian Regional Commission.....	\$ 750	\$ 500	\$ 500	\$ 500	\$ 500	\$ 500	\$ 500

Program Measures:

	2014-15 Actual	2015-16 Actual	2016-17 Actual	2017-18 Actual	2018-19 Actual	2019-20 Estimated	2020-21 Estimated
--	-------------------	-------------------	-------------------	-------------------	-------------------	----------------------	----------------------

To provide resources and technical assistance and make impactful investments that enhance the performance and quality of Pennsylvania's local governments and communities.

Strategic Management Planning Program.....	16	15	24	25	25	31	37
Number of designated distressed communities in Act 47	22	21	18	17	16	15	24
Keystone Communities projects	41	23	74	102	147	175	175
Municipal Assistance Program: number of local governments assisted.....	150	349	298	152	238	240	250
Homes weatherized	1,412	880	3,485	2,029	2,307	2,070	2,070



DEPARTMENT OF CONSERVATION AND NATURAL RESOURCES

The mission of the Department of Conservation and Natural Resources is to maintain, improve and preserve state parks; to manage state forest lands to assure their long-term health, sustainability and economic use; to provide information on ecological and geologic resources; and to administer grant and technical assistance programs that will benefit river conservation, trails and greenways, local recreation, regional heritage conservation and environmental education programs across the commonwealth.

Programs and Goals

Parks and Forests Management: *To manage state park and forest lands for their long-term use and enjoyment; provide the resources and expertise to help conserve and protect all the commonwealth's natural resources; and help create and sustain economically vibrant communities through quality recreational resources and investments.*

Conservation and Natural Resources

Summary by Fund and Appropriation

(Dollar Amounts in Thousands)

GENERAL FUND:

General Government:

	2018-19 ACTUAL	2019-20 AVAILABLE	2020-21 BUDGET
General Government Operations.....	\$ 23,423	\$ 25,804	\$ 29,089
(F)Land and Water Conservation Fund.....	9,000	12,000	12,000
(F)Highlands Conservation Program.....	6,500	7,500	7,500
(F)Chesapeake Bay Gateway Network.....	0	300	600
(F)Topographic and Geologic Survey Grants.....	400	400	500
(F)U.S. Endowment - Healthy Watershed.....	200	200	200
(F)Cooperative Endangered Species.....	28	28	40
(F)PA Recreation Trails (EA).....	7,000	7,000	7,000
(A)Transfer in for Environmental Programs.....	0	8,000 ^a	0
(A)Key 93 Admin Costs.....	1,558	2,687	2,687
(A)Environmental Stewardship Admin Costs.....	0	380	380
(A)Payment for Department Services.....	89	150	150
(A)Internet Record Imaging System.....	98	115	115
(A)Water Well Drillers.....	0	38	38
Subtotal.....	\$ 48,296	\$ 64,602	\$ 60,299

State Parks Operations.....	56,185	55,311	67,769
(F)Port Security Grant Program.....	0	1,200	1,200
(F)Coastal Zone Management Special Projects (EA).....	50	150	150
(F)Disaster Relief (EA).....	8,000	8,000	8,000
(A)State Parks User Fees.....	26,662	26,000	25,500
(A)Reimbursement for Services.....	4,634	4,345	3,745
(A)Sale of Vehicles - Parks.....	53	82	53
Subtotal.....	\$ 95,584	\$ 95,088	\$ 106,417

State Forests Operations.....	29,184	25,742	38,353
(F)Forest Fire Protection and Control.....	2,000	2,000	2,000
(F)Forestry Incentives and Agriculture Conservation.....	75	50	50
(F)Forest Management and Processing.....	3,800	6,500	6,500
(F)Great Lakes Restoration.....	0	1	0
(F)Aid to Volunteer Fire Companies.....	850	850	900
(F)Natural Resource Conservation Service.....	150	200	200
(F)Forest Insect and Disease Control.....	4,000	4,000	4,000
(F)National Fish and Wildlife Foundation.....	1,000	1,300	700
(F)Wetland Protection Fund.....	300	300	300
(F)EPA Chesapeake Bay Grant.....	0	0	1,500
(F)USDA Good Neighbor Agreement.....	0	0	500
(F)Wetlands Program Development (EA).....	250	250	250
(F)PA Adoptive Toolbox for Conservation Saturation (EA).....	75	75	75
(F)Eradication of Spotted Lanternfly (EA).....	200	200	0
(F)Chesapeake Bay Program (EA).....	0	900	900
(A)Timber Sales.....	20,972	23,000	20,500
(A)Reimbursement - Forest Fires.....	4,583	1,332	1,119
(A)Reimbursement for Services.....	677	890	890
(A)Sale of Vehicles - Forests.....	102	100	100
(A)Miscellaneous Tickets and Fines.....	101	2	2
Subtotal.....	\$ 68,319	\$ 67,692	\$ 78,839

Parks and Forests Infrastructure Projects.....	2,500	900	0
(R)ATV Management (EA).....	3,045	3,483	3,700
(R)Snowmobile Management (EA).....	633	719	625
(R)Snowmobile & ATV Regulation.....	291	0	0
(R)Forest Regeneration (EA).....	2,515	3,118	3,800
(R)Forestry Research.....	219	250	153
Subtotal.....	\$ 6,703	\$ 7,570	\$ 8,278

Conservation and Natural Resources

Summary by Fund and Appropriation

(Dollar Amounts in Thousands)

	2018-19 ACTUAL	2019-20 AVAILABLE	2020-21 BUDGET
Subtotal - State Funds.....	\$ 111,292	\$ 107,757	\$ 135,211
Subtotal - Federal Funds.....	43,878	53,404	55,065
Subtotal - Augmentations.....	59,529	67,121	55,279
Subtotal - Restricted Revenues.....	6,703	7,570	8,278
Total - General Government.....	\$ 221,402	\$ 235,852	\$ 253,833
Grants and Subsidies:			
Heritage and Other Parks.....	\$ 3,025	\$ 1,025	\$ 2,250
(A)Transfer in for Environmental Programs.....	0	3,405 ^a	0
Annual Fixed Charges - Flood Lands.....	65	70	70
Annual Fixed Charges - Project 70.....	88	88	88
Annual Fixed Charges - Forest Lands.....	7,758	7,808	7,812
Annual Fixed Charges - Park Lands.....	425	430	430
(R)Keystone Tree Account.....	0	0	100
Subtotal - State Funds.....	\$ 11,361	\$ 9,421	\$ 10,650
Subtotal - Augmentations.....	0	3,405	0
Subtotal - Restricted Revenues.....	0	0	100
Total - Grants and Subsidies.....	\$ 11,361	\$ 12,826	\$ 10,750
STATE FUNDS.....	\$ 122,653	\$ 117,178	\$ 145,861
FEDERAL FUNDS.....	43,878	53,404	55,065
AUGMENTATIONS.....	59,529	70,526	55,279
RESTRICTED REVENUES.....	6,703	7,570	8,378
GENERAL FUND TOTAL.....	\$ 232,763	\$ 248,678	\$ 264,583
MOTOR LICENSE FUND:			
General Government:			
Dirt and Gravel Roads.....	\$ 7,000	\$ 7,000	\$ 7,000
Grants and Subsidies:			
(R)Forestry Bridges - Excise Tax (EA).....	\$ 11,000	\$ 11,000	\$ 11,000
STATE FUNDS.....	\$ 7,000	\$ 7,000	\$ 7,000
RESTRICTED REVENUES.....	11,000	11,000	11,000
MOTOR LICENSE FUND TOTAL.....	\$ 18,000	\$ 18,000	\$ 18,000
OTHER FUNDS:			
ENVIRONMENTAL EDUCATION FUND:			
General Operations (EA).....	\$ 254	\$ 300	\$ 169
ENVIRONMENTAL STEWARDSHIP FUND:			
Heritage and Other Parks.....	\$ 0	\$ 0 ^b	\$ 0
Parks & Forest Facility Rehabilitation (EA).....	13,893	14,755 ^c	16,135
Community Conservation Grants (EA).....	5,947	6,120	6,000
Natural Diversity Conservation Grants (EA).....	300	300	300
ENVIRONMENTAL STEWARDSHIP FUND TOTAL.....	\$ 20,140	\$ 21,175	\$ 22,435
KEYSTONE RECREATION, PARK AND CONSERVATION FUND:			
Parks & Forest Facility Rehabilitation (EA).....	\$ 30,619	\$ 33,691 ^c	\$ 34,311
Grants for Local Recreation (EA).....	25,516	28,076 ^c	28,592
Grants to Land Trusts (EA).....	10,206	11,230 ^c	11,437
KEYSTONE RECREATION, PARK AND CONSERVATION FUND TOTAL.....	\$ 66,341	\$ 72,997	\$ 74,340

Conservation and Natural Resources

Summary by Fund and Appropriation

(Dollar Amounts in Thousands)

	2018-19 ACTUAL	2019-20 AVAILABLE	2020-21 BUDGET
OIL AND GAS LEASE FUND:			
General Government Operations.....	\$ 37,045	\$ 37,786	\$ 14,827
State Parks Operations.....	7,555	17,706	20,000
State Forests Operations.....	4,198	14,282	20,000
Transfer to Marcellus Legacy Fund (EA).....	0 ^d	0 ^d	0 ^d
OIL AND GAS LEASE FUND TOTAL.....	\$ 48,798	\$ 69,774	\$ 54,827
STATE GAMING FUND:			
Payments in Lieu of Taxes (EA).....	\$ 5,278	\$ 5,312	\$ 5,314
WILD RESOURCE CONSERVATION FUND:			
General Operations (EA).....	\$ 132	\$ 132	\$ 132
DEPARTMENT TOTAL - ALL FUNDS			
GENERAL FUND.....	\$ 122,653	\$ 117,178	\$ 145,861
MOTOR LICENSE FUND.....	7,000	7,000	7,000
LOTTERY FUND.....	0	0	0
FEDERAL FUNDS.....	43,878	53,404	55,065
AUGMENTATIONS.....	59,529	70,526	55,279
RESTRICTED.....	17,703	18,570	19,378
OTHER FUNDS.....	140,943	169,690	157,217
TOTAL ALL FUNDS.....	\$ 391,706	\$ 436,368	\$ 439,800

^a Includes special fund transfers to support agency operations.

^b Appropriation will be lapsed.

^c Reflects estimated executive authorization increase.

^d Not added to avoid double counting with the program expenditures from the Environmental Stewardship Fund and the Hazardous Sites Cleanup Fund shown in various agencies. Environmental Stewardship Fund: 2018-19 Actual is \$20,000,000, 2019-20 Available is \$0, 2020-21 Budget is \$0. Hazardous Sites Cleanup Fund: 2018-19 Actual is \$15,000,000, 2019-20 Available is \$15,000,000, 2020-21 Budget is \$15,000,000.

Program Funding Summary

(Dollar Amounts in Thousands)

	2018-19 Actual	2019-20 Available	2020-21 Budget	2021-22 Estimated	2022-23 Estimated	2023-24 Estimated	2024-25 Estimated
PARKS AND FORESTS MANAGEMENT							
GENERAL FUND.....	\$ 122,653	\$ 117,178	\$ 145,861	\$ 145,532	\$ 145,532	\$ 145,532	\$ 148,532
MOTOR LICENSE FUND.....	7,000	7,000	7,000	7,000	7,000	7,000	7,000
LOTTERY FUND.....	0	0	0	0	0	0	0
FEDERAL FUNDS.....	43,878	53,404	55,065	55,065	55,065	55,065	55,065
AUGMENTATIONS.....	59,529	70,526	55,279	55,279	55,279	55,279	55,279
RESTRICTED.....	17,703	18,570	19,378	19,378	19,378	19,378	19,378
OTHER FUNDS.....	140,943	169,690	157,217	154,910	156,256	158,035	157,842
SUBCATEGORY TOTAL.....	\$ 391,706	\$ 436,368	\$ 439,800	\$ 437,164	\$ 438,510	\$ 440,289	\$ 443,096
ALL PROGRAMS:							
GENERAL FUND.....	\$ 122,653	\$ 117,178	\$ 145,861	\$ 145,532	\$ 145,532	\$ 145,532	\$ 148,532
MOTOR LICENSE FUND.....	7,000	7,000	7,000	7,000	7,000	7,000	7,000
LOTTERY FUND.....	0	0	0	0	0	0	0
FEDERAL FUNDS.....	43,878	53,404	55,065	55,065	55,065	55,065	55,065
AUGMENTATIONS.....	59,529	70,526	55,279	55,279	55,279	55,279	55,279
RESTRICTED.....	17,703	18,570	19,378	19,378	19,378	19,378	19,378
OTHER FUNDS.....	140,943	169,690	157,217	154,910	156,256	158,035	157,842
DEPARTMENT TOTAL.....	\$ 391,706	\$ 436,368	\$ 439,800	\$ 437,164	\$ 438,510	\$ 440,289	\$ 443,096

Program: Parks and Forests Management

Goal: To manage state park and forest lands for their long-term use and enjoyment; provide the resources and expertise to help conserve and protect all the commonwealth's natural resources; and help create and sustain economically vibrant communities through quality recreational resources and investments.

Management of State Park and Forest Lands

The Department of Conservation and Natural Resources (DCNR) manages 2.6 million acres of state parks and state forest land across the commonwealth. State forests are managed for multiple uses, including protection of streams, drinking water, clean air, and conservation of many important plant and animal communities. [State forests](#) are also great places for public recreation from hunting and fishing to hiking and mountain biking and for scientific research. State forests are vital to a recovering forest products industry by providing a steady supply of raw materials.

Pennsylvania's 121 [state parks](#) protect many natural, aesthetic, geologic, scenic and historical treasures that make the commonwealth unique and diverse. About 40 million people visit state parks annually to camp, learn about and enjoy nature. Numerous studies show that parks contribute to physical and mental health, draw out-of-state visitors to Pennsylvania, and generate income for nearby businesses. The state park and forest systems contribute significantly to Pennsylvania's multi-billion dollar outdoor recreation industry.

The department maintains more than 4,700 structures, thousands of road miles, bridges, dams, treatment plants and other infrastructure within the park and forest systems. DCNR is actively working to [reduce its footprint](#) and save money by incorporating [energy-saving features](#) in existing and new buildings, water-saving measures in landscapes and using recycled building materials. DCNR manages forestlands to limit impacts from development, maintain a balanced and healthy deer population, and incorporate sustainable forestry practices that strengthen the forest's ability to regenerate and combat invasive species outbreaks that threaten ash and hemlock trees.

Stewardship of Natural Resources

DCNR uses adaptive management in its efforts to conserve the state's forests, streams and natural communities. DCNR provides leadership and guidance through technical assistance, ecological and geologic information and grant funding for research, planning,

project development and land acquisition. The department's conservation science programs and [topographic and geologic resources](#), including digital maps, data and geographic information systems, help communities make land use decisions that support sustainable development. The department also provides technical and hands-on assistance to private forest landowners, who own three-quarters of all forestland in the state. The department's goal is to reduce forest fragmentation and loss by conserving additional forest acres and planting additional trees. DCNR is expanding its work to protect water quality of local streams and tributaries (including within the Chesapeake Bay) by funding and encouraging [riparian forest buffer plantings](#) across the commonwealth. DCNR is also a trustee under [Article 1, Section 27](#) of the state constitution, and uses this responsibility to ensure the highest level of natural resource conservation for current and future generations of Pennsylvanians.

Improve Communities Through Access to Conservation and Recreation Resources

The [Community Conservation Partnerships Program](#) provides staff-level technical assistance and matching grants for community parks and trails, snowmobile and ATV trails and parks, land conservation, river conservation, forested buffers and rails-to-trails projects. These grant investments, which have benefited every Pennsylvania county and reached more than half of the commonwealth's communities, in turn generate significant economic activity.

DCNR also directly supports jobs through its [PA Outdoor Corps](#), with 6-week summer youth corps and 10-month crews made up of older youth gaining on-the-job skills by working outdoors. Projects include building trails and shelters, combatting invasive species, and learning planning and design skills. Promoting conservation as a career creates a pipeline of Pennsylvania's young people interested in restoration and recreation, helping the next generation become lifelong stewards of our natural resources.

Conservation and Natural Resources

Program: Parks and Forests Management (continued)

Program Recommendation:

This budget recommends the following changes: (Dollar Amounts in Thousands)

GENERAL FUND:			
General Government Operations			
\$	3,285	—to continue current program.	
			Parks and Forest Infrastructure Projects
			—program elimination.
			Heritage and Other Parks
\$	4,297	—to continue current program.	—funding reduction.
	6,496	—shift in current operating costs from Oil and Gas Lease Fund.	—to restore funding previously appropriated within the Environmental Stewardship Fund.
	1,665	—Initiative—for additional resources, including rangers, at State Parks.	
			\$ 1,225
			<i>Appropriation Increase</i>
\$	12,458	<i>Appropriation Increase</i>	
			Annual Fixed Charges - Forest Lands
\$	4,141	—to continue current program.	—to continue current program.
	7,635	—shift in current operating costs from Oil and Gas Lease Fund.	
	835	—Initiative—for additional resources, including rangers, at State Forests.	
			\$ 4
\$	12,611	<i>Appropriation Increase</i>	

All other appropriations are recommended at the current year funding levels.

Appropriations within this Program:

(Dollar Amounts in Thousands)

	2018-19 Actual	2019-20 Available	2020-21 Budget	2021-22 Estimated	2022-23 Estimated	2023-24 Estimated	2024-25 Estimated
GENERAL FUND:							
General Government Operations	\$ 23,423	\$ 25,804	\$ 29,089	\$ 29,089	\$ 29,089	\$ 29,089	\$ 29,089
State Parks Operations	56,185	55,311	67,769	67,767	67,767	67,767	67,767
State Forests Operations.....	29,184	25,742	38,353	38,026	38,026	38,026	41,026
Parks and Forests Infrastructure Projects .	2,500	900	0	0	0	0	0
Heritage and Other Parks.....	3,025	1,025	2,250	2,250	2,250	2,250	2,250
Annual Fixed Charges - Flood Lands.....	65	70	70	70	70	70	70
Annual Fixed Charges - Project 70.....	88	88	88	88	88	88	88
Annual Fixed Charges - Forest Lands.....	7,758	7,808	7,812	7,812	7,812	7,812	7,812
Annual Fixed Charges - Park Lands.....	425	430	430	430	430	430	430
TOTAL GENERAL FUND	\$ 122,653	\$ 117,178	\$ 145,861	\$ 145,532	\$ 145,532	\$ 145,532	\$ 148,532
MOTOR LICENSE FUND:							
Dirt and Gravel Roads.....	\$ 7,000	\$ 7,000	\$ 7,000	\$ 7,000	\$ 7,000	\$ 7,000	\$ 7,000

Program Measures:

	2014-15 Actual	2015-16 Actual	2016-17 Actual	2017-18 Actual	2018-19 Actual	2019-20 Estimated	2020-21 Estimated
--	-------------------	-------------------	-------------------	-------------------	-------------------	----------------------	----------------------

Land Conservation: Reduce forest loss and fragmentation by conserving land and planting trees in urban and suburban communities.

Land conservation through acquisition and easement (acres) - includes additions to parks, forests, and grants to communities	36,409	5,636	6,181	6,132	9,620	8,000	8,000
TreeVitalize - total trees planted (cumulative).....	426,220	446,000	457,530	461,627	465,469	470,337	474,752
Number of volunteer hours	N/A	N/A	147,821	145,082	170,407	147,998	149,478

Promote outdoor recreation opportunities by increasing public use of state and local parks and recreational trails.

Number of youth trained and employed through the Pennsylvania Outdoor Corps.....	N/A	62	195	226	220	220	220
--	-----	----	-----	-----	-----	-----	-----

Expand the use of social media and technology to inform and engage new recreation users.

Social media subscribers (cumulative)	301,000	410,470	526,883	622,022	729,105	750,000	775,000
---------------------------------------	---------	---------	---------	---------	---------	---------	---------

– THIS PAGE INTENTIONALLY LEFT BLANK –



DEPARTMENT OF CRIMINAL JUSTICE

The mission of the Department of Criminal Justice is to reduce recidivism and promote public safety by providing individualized treatment and education to offenders, utilizing sound decision making practices that include evidence-based approaches, employing effective methods to aid offenders in reentering society, addressing the needs of crime victims and improving county adult probation and parole services.

The department maintains a state system for the custody and rehabilitation of convicted offenders. Included within this system are residential programs to provide supervision, counseling and treatment, enabling them to satisfactorily adjust to society. The department further supervises persons on parole, helping them to continue to reintegrate within society. The Pennsylvania Board of Probation and Parole ensures citizen safety through careful selection of individuals to be paroled. The Office of Victim Advocate administers the victim service programs by representing rights and interests of crime victims. The Sexual Offenders Assessment Board is responsible for the review of registration of sexual offenders and conducting assessments of convicted sex offenders.

Programs and Goals

Incarcerated Individuals: *To decrease the recurrence of crime by replacing criminal behavior with socially acceptable behavior.*

Reentry Into Communities: *To decrease the recurrence of crime by replacing criminal behavior with socially acceptable behavior.*

Summary by Fund and Appropriation

(Dollar Amounts in Thousands)

GENERAL FUND:

Institutional:

	2018-19 ACTUAL	2019-20 AVAILABLE	2020-21 BUDGET
Medical Care	\$ 275,117	\$ 308,710 a	\$ 313,813
(F)PA State Opioid Response (SOR) (EA).....	3,200	5,200	4,200
(F)Electronic Health Record Integration (EA).....	0	90	0
(A)AIDS SPBP Rebates.....	17,301	17,500	0
(A)Medical Reimbursements.....	443	390	424
Subtotal.....	<u>\$ 296,061</u>	<u>\$ 331,890</u>	<u>\$ 318,437</u>
Correctional Education and Training	43,495	42,601	44,781
(F)Correctional Education.....	750	750	750
(F)Improving Reentry Education.....	650	324	0
Subtotal.....	<u>\$ 44,895</u>	<u>\$ 43,675</u>	<u>\$ 45,531</u>
State Correctional Institutions	2,021,715	2,118,718 b	2,043,515
(F)Reimbursement for Incarcerated Aliens.....	3,800	3,800	4,992
(F)Naloxone Reentry Tracking Program.....	997	947	947
(F)Criminal Justice and Mental Health Collaboration.....	305	106	41
(F)SABG - Drug and Alcohol Programs (EA).....	1,965	1,965	1,965
(F)Residential Substance Abuse Treatment Program (EA).....	502	502	460
(A)Reimbursements from Other Jurisdictions.....	9,618	13,335	13,330
(A)Institutional Reimbursements.....	203	192	192
(A)Community Service Centers.....	0	150	150
(A)Social Security.....	187	163	163
(A)Cable Reimbursement.....	188	191	191
(R)Rockview Farm Program (EA).....	322	179	247
Subtotal.....	<u>\$ 2,039,802</u>	<u>\$ 2,140,248</u>	<u>\$ 2,066,193</u>
Subtotal - State Funds.....	\$ 2,340,327	\$ 2,470,029	\$ 2,402,109
Subtotal - Federal Funds.....	12,169	13,684	13,355
Subtotal - Augmentations.....	27,940	31,921	14,450
Subtotal - Restricted Revenues.....	322	179	247
Total - Institutional.....	<u>\$ 2,380,758</u>	<u>\$ 2,515,813</u>	<u>\$ 2,430,161</u>

General Government:

General Government Operations	\$ 48,415	\$ 45,035	\$ 41,751
(A)County Training.....	99	144	60
(A)Miscellaneous.....	0	20	4
Subtotal.....	<u>\$ 48,514</u>	<u>\$ 45,199</u>	<u>\$ 41,815</u>
(R)Firearms Education and Training Commission.....	401	601	300
State Field Supervision	135,742	140,602	151,379
(F)Smart Supervision.....	685	441	720
(F)Swift Certain and Fair.....	391	505	488
(A)State Parole Supervision Fees.....	4,020	4,157	4,157
(A)Interstate Supervision Fees.....	106	90	90
Subtotal.....	<u>\$ 140,944</u>	<u>\$ 145,795</u>	<u>\$ 156,834</u>
Pennsylvania Parole Board	12,325	12,104	12,309
Office of Victim Advocate	2,465	0 d	3,021
(F)Victim Voices Post Conviction (EA).....	516	465	416
(F)Trauma Informed Retrofitting and Juvenile Justice (EA).....	0	450	258
(F)OVA Dialogue Program (EA).....	118	123	124
(F)OVA Technological Upgrades and Training (EA).....	30	110	110
(F)OVA Sex Offender Registration and Notification (EA).....	0	43	95
(F)OVA STOP Grant Training & Technical Assistance (EA).....	30	70	70
(F)Victim Notification (EA).....	74	95	0
Subtotal.....	<u>\$ 3,233</u>	<u>\$ 1,356</u>	<u>\$ 4,094</u>

Summary by Fund and Appropriation

(Dollar Amounts in Thousands)

	2018-19 ACTUAL	2019-20 AVAILABLE	2020-21 BUDGET
Sexual Offenders Assessment Board	6,568	6,691	6,834
Subtotal - State Funds.....	\$ 205,515	\$ 204,432	\$ 215,294
Subtotal - Federal Funds.....	1,844	2,302	2,281
Subtotal - Augmentations.....	4,225	4,411	4,311
Subtotal - Restricted Revenues.....	401	601	300
Total - General Government.....	<u>\$ 211,985</u>	<u>\$ 211,746</u>	<u>\$ 222,186</u>
Grants and Subsidies:			
Improvement of Adult Probation Services	\$ 16,222	\$ 16,222	\$ 0^e
(R)County Parole Supervision Fees.....	10,427	18,941	0 ^f
Subtotal - State Funds.....	\$ 16,222	\$ 16,222	\$ 0
Subtotal - Restricted Revenues.....	10,427	18,941	0
Total - Grants and Subsidies.....	<u>\$ 26,649</u>	<u>\$ 35,163</u>	<u>\$ 0</u>
STATE FUNDS.....	\$ 2,562,064	\$ 2,690,683	\$ 2,617,403
FEDERAL FUNDS.....	14,013	15,986	15,636
AUGMENTATIONS.....	32,165	36,332	18,761
RESTRICTED REVENUES.....	11,150	19,721	547
GENERAL FUND TOTAL	<u>\$ 2,619,392</u>	<u>\$ 2,762,722</u>	<u>\$ 2,652,347</u>
OTHER FUNDS:			
MANUFACTURING FUND:			
General Operations (EA).....	\$ 92,332	\$ 94,800	\$ 94,333
DEPARTMENT TOTAL - ALL FUNDS			
GENERAL FUND.....	\$ 2,562,064	\$ 2,690,683	\$ 2,617,403
MOTOR LICENSE FUND.....	0	0	0
LOTTERY FUND.....	0	0	0
FEDERAL FUNDS.....	14,013	15,986	15,636
AUGMENTATIONS.....	32,165	36,332	18,761
RESTRICTED.....	11,150	19,721	547
OTHER FUNDS.....	92,332	94,800	94,333
TOTAL ALL FUNDS	<u>\$ 2,711,724</u>	<u>\$ 2,857,522</u>	<u>\$ 2,746,680</u>

^a Includes recommended supplemental appropriation of \$14,900,000.

^b Includes recommended supplemental appropriation of \$75,000,000.

^c Program moves from the Department of Criminal Justice to the Commission on Crime and Delinquency in December 2020 through Act 115 of 2019.

^d Program funded within General Government Operations.

^e Program moves from the Department of Criminal Justice to the Commission on Crime and Delinquency through Act 114 of 2019.

^f Proposes 100 percent of county supervision fees to be retained by the county at collection.

Program Funding Summary

(Dollar Amounts in Thousands)

	2018-19 Actual	2019-20 Available	2020-21 Budget	2021-22 Estimated	2022-23 Estimated	2023-24 Estimated	2024-25 Estimated
INCARCERATED INDIVIDUALS							
GENERAL FUND.....	\$ 2,388,742	\$ 2,515,064	\$ 2,443,860	\$ 2,431,431	\$ 2,425,001	\$ 2,425,052	\$ 2,425,000
MOTOR LICENSE FUND.....	0	0	0	0	0	0	0
LOTTERY FUND.....	0	0	0	0	0	0	0
FEDERAL FUNDS.....	12,169	14,134	13,613	13,517	13,517	13,517	13,517
AUGMENTATIONS.....	28,039	32,085	14,514	14,614	14,614	14,614	14,614
RESTRICTED.....	322	179	247	190	190	190	190
OTHER FUNDS.....	92,332	94,800	94,333	84,333	84,333	84,333	84,333
SUBCATEGORY TOTAL.....	\$ 2,521,604	\$ 2,656,262	\$ 2,566,567	\$ 2,544,085	\$ 2,537,655	\$ 2,537,706	\$ 2,537,654
REENTRY INTO COMMUNITIES							
GENERAL FUND.....	\$ 173,322	\$ 175,619	\$ 173,543	\$ 172,498	\$ 173,698	\$ 173,698	\$ 173,698
MOTOR LICENSE FUND.....	0	0	0	0	0	0	0
LOTTERY FUND.....	0	0	0	0	0	0	0
FEDERAL FUNDS.....	1,844	1,852	2,023	2,023	2,023	2,023	2,023
AUGMENTATIONS.....	4,126	4,247	4,247	4,247	4,247	4,247	4,247
RESTRICTED.....	10,828	19,542	300	19,165	19,165	19,165	19,165
OTHER FUNDS.....	0	0	0	0	0	0	0
SUBCATEGORY TOTAL.....	\$ 190,120	\$ 201,260	\$ 180,113	\$ 197,933	\$ 199,133	\$ 199,133	\$ 199,133
ALL PROGRAMS:							
GENERAL FUND.....	\$ 2,562,064	\$ 2,690,683	\$ 2,617,403	\$ 2,603,929	\$ 2,598,699	\$ 2,598,750	\$ 2,598,698
MOTOR LICENSE FUND.....	0	0	0	0	0	0	0
LOTTERY FUND.....	0	0	0	0	0	0	0
FEDERAL FUNDS.....	14,013	15,986	15,636	15,540	15,540	15,540	15,540
AUGMENTATIONS.....	32,165	36,332	18,761	18,861	18,861	18,861	18,861
RESTRICTED.....	11,150	19,721	547	19,355	19,355	19,355	19,355
OTHER FUNDS.....	92,332	94,800	94,333	84,333	84,333	84,333	84,333
DEPARTMENT TOTAL.....	\$ 2,711,724	\$ 2,857,522	\$ 2,746,680	\$ 2,742,018	\$ 2,736,788	\$ 2,736,839	\$ 2,736,787

Program: Incarcerated Individuals

Goal: To decrease the recurrence of crime by replacing criminal behavior with socially acceptable behavior.

The department protects the public by confining individuals in [state correctional institutions](#) for the period of time specified by the courts and the Parole Board. The department is charged with maintaining safe and humane institutions while providing opportunities to the prison population for growth and change. Given that ninety percent of individuals incarcerated in the commonwealth's state correctional institutions will eventually be released into the community, the department emphasizes programs that prepare them for responsible, crime free community living. These reentry programs include [drug and alcohol treatment programs](#), [educational/vocational programs](#), and [reentry and transitional services](#). The department performs and promotes rigorous [statistics and evaluations](#) on the institutional and reentry programs and processes to ensure data-driven decisions are made when allocating resources to reduce recidivism.

Institutional Operations

In addition to protecting the public, the department emphasizes the safety and security of its staff, volunteers, incarcerated persons, and visitors to institutions. All individuals undergo a diagnostic and classification process to determine the appropriate security classification, medical needs, and programs needed for reentry into society. Two of the largest support services needed to operate the institutions are food service and facility maintenance. Staff and incarcerated individuals perform most of these functions, giving people an opportunity to learn a trade, while constructively occupying their time. Another large support service is health care provided by a combination of staff and contractors. Renal dialysis, geriatric services, infectious care treatment, and other necessary services are offered. Mental health services are also provided, including special needs units in most institutions and licensed mental health units in six institutions.

Individual Programs and Reentry

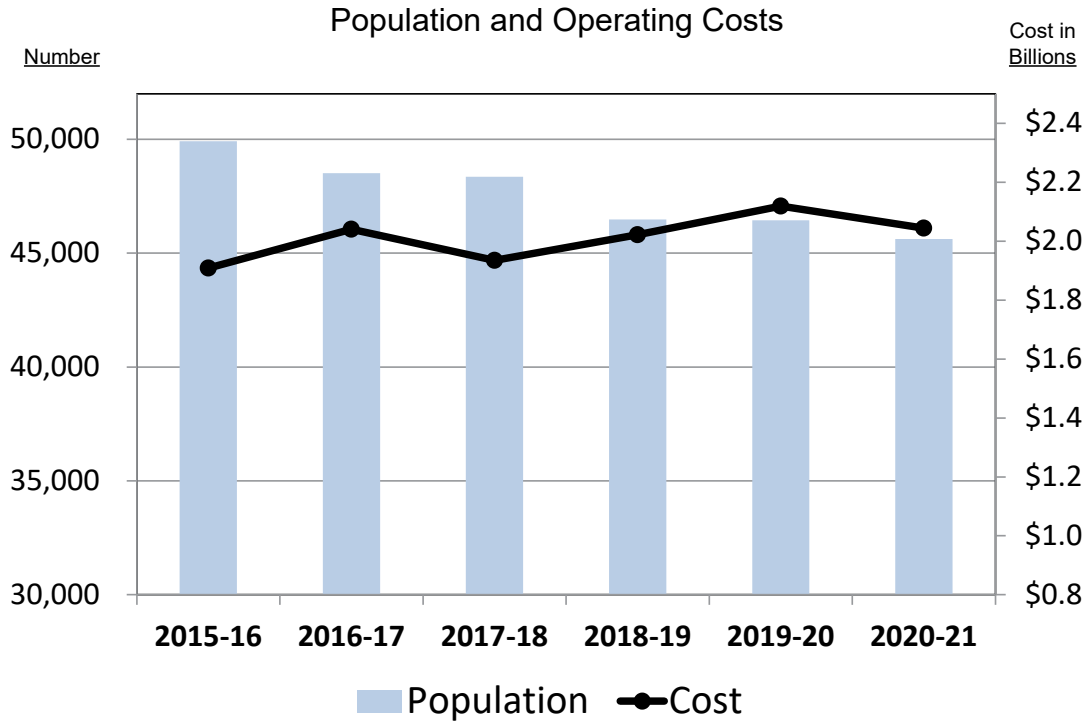
The department provides programming which will enable individuals to leave prison better prepared to adjust to life in the community. In order to increase public safety, secure parole violator centers are used for certain reentrants. These centers provide the means to reduce the number of technical parole violators returned to a state correctional institution yet maintain a secure environment for offenders assigned to the centers. Preparation for reentry begins when an individual enters the department's diagnostic and classification center. The center conducts a comprehensive assessment of the individual's risk or probability of reoffending. This assessment data is used to develop a meaningful correctional plan which details the recommended treatment and education programs for each individual and sets expectations for behavior and work performance throughout incarceration. [Prosocial connections](#) are also important to the reentrant and the department. Another treatment option is the [intermediate punishment program](#) where eligible individuals, including those with less serious offenses, participate in structured alcohol and drug treatment programs while in an institution, followed by treatment in the community. Employment in institutional jobs and [correctional industries](#) provide individuals with the opportunity to learn responsibility as well as work habits and skills that can be used to find employment after release.

Community Corrections

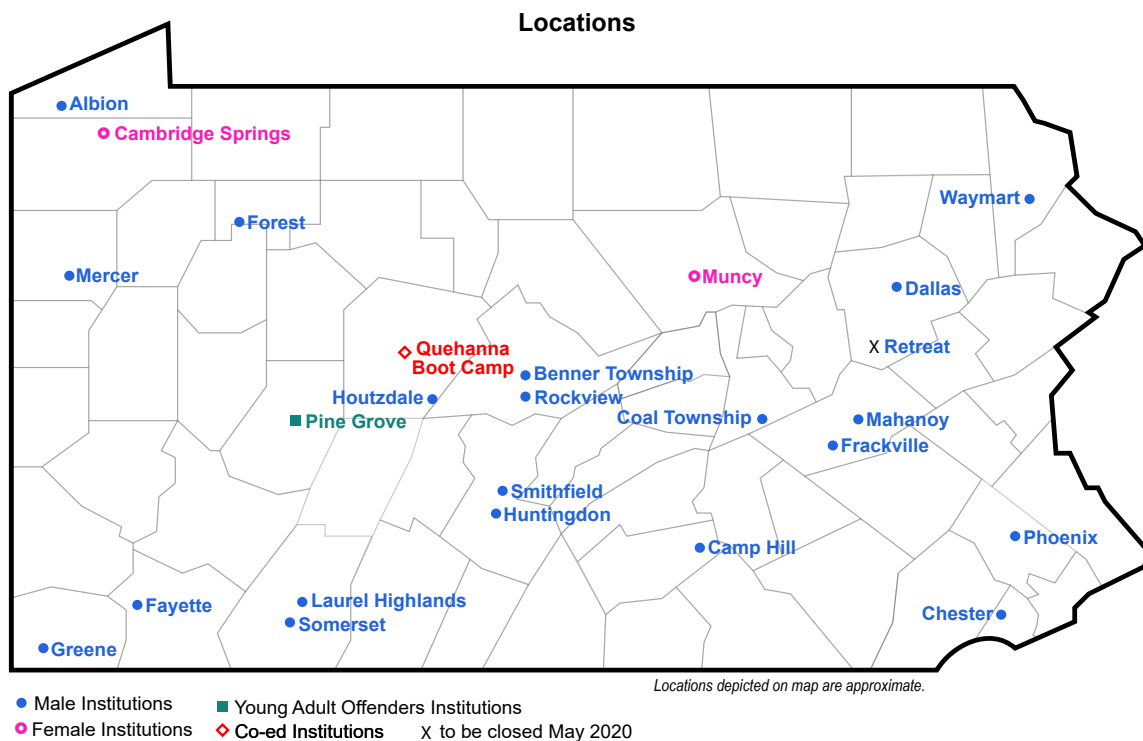
The last step in reentry treatment is [community corrections](#). Community corrections centers permit highly screened individuals, who meet established criteria, to live in housing in the community. At these centers, reentrants receive 24-hour supervision and can utilize counseling services while working or attending school. The centers also offer alcohol and drug treatment services, employment assistance, specialized counseling for hard-to-place individuals, and other services.

Program: Incarcerated Individuals (continued)

State Correctional Institutions



The cost of operating the state correctional institution system has remained relatively level averaging less than a 1.5 percent annual increase from \$1.909 billion in 2015-16 to \$2.044 billion in 2020-21. Since July 2015, the population has declined from 50,562 to a projected 45,625 based on legislative changes and recidivism reduction initiatives.



Program: Incarcerated Individuals (continued)

Population by Institution	Population	Population	Estimated	Estimated
Institutions	June 2018	June 2019	Population	Population
			June 2020	June 2021
Albion.....	2,291	2,225	2,287	2,246
Benner Township.....	2,066	1,983	2,039	2,002
Cambridge Springs.....	1,211	1,230	1,265	1,242
Camp Hill.....	3,572	3,386	3,479	3,417
Chester.....	1,283	1,117	1,149	1,128
Coal Township.....	2,309	2,153	2,213	2,173
Dallas.....	2,148	2,088	2,147	2,108
Fayette.....	2,175	2,067	2,126	2,088
Forest.....	2,389	2,149	2,209	2,169
Frackville.....	1,205	1,183	1,217	1,195
Graterford/Phoenix.....	2,594	2,920	3,002	2,947
Greene.....	1,835	1,728	1,778	1,746
Houtzdale.....	2,580	2,440	2,508	2,463
Huntingdon.....	2,194	2,031	2,091	2,053
Laurel Highlands.....	1,600	1,536	1,581	1,552
Mahanoy.....	2,370	2,315	2,380	2,337
Mercer.....	1,485	1,370	1,407	1,382
Muncy.....	1,473	1,380	1,419	1,393
Pine Grove.....	1,123	995	1,024	1,006
Quehanna Boot Camp.....	439	555	572	562
Retreat.....	1,089	1,093	0	0
Rockview.....	2,366	2,271	2,336	2,294
Smithfield.....	1,430	1,346	1,384	1,359
Somerset.....	2,382	2,297	2,361	2,318
Waymart.....	1,494	1,470	1,512	1,486
Community Centers.....	846	835	955	954
Other Jurisdictions.....	404	319	5	5
Total.....	48,353	46,482	46,446	45,625

Other jurisdictions capacity includes contract county jail beds and federal beds.
 Estimated population reflects current trends and impact of enacted Justice Reinvestment Phase II legislation.

Program: Incarcerated Individuals (continued)

Expenditures by Institution: (Dollar Amounts in Thousands)

	2018-19 Actual	2019-20 Available	2020-21 Budget		2018-19 Actual	2019-20 Available	2020-21 Budget
Albion				Graterford/Phoenix			
State Funds.....	\$ 82,339	\$ 88,225	\$ 87,302	State Funds.....	\$ 166,954	\$ 170,839	\$ 169,565
Federal Funds.....	0	0	0	Federal Funds.....	0	0	0
Augmentations.....	32	30	38	Augmentations.....	67	62	68
TOTAL.....	<u>\$ 82,371</u>	<u>\$ 88,255</u>	<u>\$ 87,340</u>	TOTAL.....	<u>\$ 167,021</u>	<u>\$ 170,901</u>	<u>\$ 169,633</u>
Benner Township				Greene			
State Funds.....	\$ 78,668	\$ 84,481	\$ 82,065	State Funds.....	\$ 104,755	\$ 107,860	\$ 107,041
Federal Funds.....	0	0	0	Federal Funds.....	0	0	0
Augmentations.....	40	41	44	Augmentations.....	18	18	24
TOTAL.....	<u>\$ 78,708</u>	<u>\$ 84,522</u>	<u>\$ 82,109</u>	TOTAL.....	<u>\$ 104,773</u>	<u>\$ 107,878</u>	<u>\$ 107,065</u>
Cambridge Springs				Houtzdale			
State Funds.....	\$ 51,223	\$ 56,313	\$ 55,536	State Funds.....	\$ 87,714	\$ 89,851	\$ 88,856
Federal Funds.....	105	110	4	Federal Funds.....	114	62	14
Augmentations.....	40	34	33	Augmentations.....	31	31	32
TOTAL.....	<u>\$ 51,368</u>	<u>\$ 56,457</u>	<u>\$ 55,573</u>	TOTAL.....	<u>\$ 87,859</u>	<u>\$ 89,944</u>	<u>\$ 88,902</u>
Camp Hill				Huntingdon			
State Funds.....	\$ 131,513	\$ 144,676	\$ 147,280	State Funds.....	\$ 91,364	\$ 97,051	\$ 94,846
Federal Funds.....	15	15	15	Federal Funds.....	0	0	0
Augmentations.....	46	55	49	Augmentations.....	32	32	34
TOTAL.....	<u>\$ 131,574</u>	<u>\$ 144,746</u>	<u>\$ 147,344</u>	TOTAL.....	<u>\$ 91,396</u>	<u>\$ 97,083</u>	<u>\$ 94,880</u>
Chester				Laurel Highlands			
State Funds.....	\$ 62,431	\$ 62,712	\$ 61,775	State Funds.....	\$ 94,195	\$ 103,054	\$ 100,379
Federal Funds.....	0	0	0	Federal Funds.....	0	0	0
Augmentations.....	32	31	29	Augmentations.....	37	31	35
TOTAL.....	<u>\$ 62,463</u>	<u>\$ 62,743</u>	<u>\$ 61,804</u>	TOTAL.....	<u>\$ 94,232</u>	<u>\$ 103,085</u>	<u>\$ 100,414</u>
Coal Township				Mahanoy			
State Funds.....	\$ 75,010	\$ 80,497	\$ 80,963	State Funds.....	\$ 86,117	\$ 90,499	\$ 93,082
Federal Funds.....	15	15	15	Federal Funds.....	0	0	0
Augmentations.....	42	44	42	Augmentations.....	51	51	53
TOTAL.....	<u>\$ 75,067</u>	<u>\$ 80,556</u>	<u>\$ 81,020</u>	TOTAL.....	<u>\$ 86,168</u>	<u>\$ 90,550</u>	<u>\$ 93,135</u>
Dallas				Mercer			
State Funds.....	\$ 93,347	\$ 98,089	\$ 102,847	State Funds.....	\$ 69,082	\$ 72,585	\$ 73,354
Federal Funds.....	7	7	7	Federal Funds.....	0	0	0
Augmentations.....	41	36	40	Augmentations.....	22	22	23
TOTAL.....	<u>\$ 93,395</u>	<u>\$ 98,132</u>	<u>\$ 102,894</u>	TOTAL.....	<u>\$ 69,104</u>	<u>\$ 72,607</u>	<u>\$ 73,377</u>
Fayette				Muncy			
State Funds.....	\$ 99,241	\$ 114,804	\$ 107,327	State Funds.....	\$ 86,845	\$ 90,264	\$ 91,221
Federal Funds.....	0	0	0	Federal Funds.....	9	9	9
Augmentations.....	24	23	21	Augmentations.....	45	47	56
TOTAL.....	<u>\$ 99,265</u>	<u>\$ 114,827</u>	<u>\$ 107,348</u>	TOTAL.....	<u>\$ 86,899</u>	<u>\$ 90,320</u>	<u>\$ 91,286</u>
Forest				Pine Grove			
State Funds.....	\$ 94,861	\$ 98,050	\$ 96,049	State Funds.....	\$ 69,293	\$ 71,427	\$ 70,593
Federal Funds.....	14	14	14	Federal Funds.....	120	125	356
Augmentations.....	28	28	34	Augmentations.....	9	12	14
TOTAL.....	<u>\$ 94,903</u>	<u>\$ 98,092</u>	<u>\$ 96,097</u>	TOTAL.....	<u>\$ 69,422</u>	<u>\$ 71,564</u>	<u>\$ 70,963</u>
Frackville							
State Funds.....	\$ 56,386	\$ 58,683	\$ 61,352				
Federal Funds.....	0	0	0				
Augmentations.....	14	14	13				
TOTAL.....	<u>\$ 56,400</u>	<u>\$ 58,697</u>	<u>\$ 61,365</u>				

Program: Incarcerated Individuals (continued)

Expenditures by Institution: (Dollar Amounts in Thousands)

	2018-19 Actual	2019-20 Available	2020-21 Budget		2018-19 Actual	2019-20 Available	2020-21 Budget
Quehanna Boot Camp				Waymart			
State Funds.....	\$ 29,355	\$ 30,257	\$ 30,499	State Funds.....	\$ 97,119	\$ 103,153	\$ 108,144
Federal Funds.....	44	41	144	Federal Funds.....	101	106	137
Augmentations.....	11	13	16	Augmentations.....	30	30	28
TOTAL.....	<u>\$ 29,410</u>	<u>\$ 30,311</u>	<u>\$ 30,659</u>	TOTAL.....	<u>\$ 97,250</u>	<u>\$ 103,289</u>	<u>\$ 108,309</u>
Retreat				Community Centers			
State Funds.....	\$ 59,187	\$ 58,478	\$ 0	State Funds.....	\$ 109,666	\$ 107,929	\$ 106,678
Federal Funds.....	7	7	0	Federal Funds.....	280	81	40
Augmentations.....	15	14	0	Augmentations.....	150	150	150
TOTAL.....	<u>\$ 59,209</u>	<u>\$ 58,499</u>	<u>\$ 0</u>	TOTAL.....	<u>\$ 110,096</u>	<u>\$ 108,160</u>	<u>\$ 106,868</u>
Rockview				Training Academy			
State Funds.....	\$ 101,609	\$ 105,866	\$ 103,762	State Funds.....	\$ 4,980	\$ 5,934	\$ 5,800
Federal Funds.....	138	144	3	Federal Funds.....	0	0	0
Augmentations.....	41	41	38	Augmentations.....	0	0	0
TOTAL.....	<u>\$ 101,788</u>	<u>\$ 106,051</u>	<u>\$ 103,803</u>	TOTAL.....	<u>\$ 4,980</u>	<u>\$ 5,934</u>	<u>\$ 5,800</u>
Smithfield				Central Office			
State Funds.....	\$ 72,369	\$ 74,561	\$ 72,958	State Funds.....	\$ 84,138 ^a	\$ 105,253 ^a	\$ 108,392 ^a
Federal Funds.....	0	0	0	Federal Funds.....	11,187	12,935	12,584
Augmentations.....	10	12	11	Augmentations.....	27,009	30,998	13,499
TOTAL.....	<u>\$ 72,379</u>	<u>\$ 74,573</u>	<u>\$ 72,969</u>	TOTAL.....	<u>\$ 122,334</u>	<u>\$ 149,186</u>	<u>\$ 134,475</u>
Somerset				Other Jurisdictions			
State Funds.....	\$ 87,112	\$ 94,359	\$ 91,348	State Funds.....	\$ 13,454	\$ 4,279	\$ 3,095
Federal Funds.....	13	13	13	Federal Funds.....	0	0	0
Augmentations.....	23	21	26	Augmentations.....	0	0	0
TOTAL.....	<u>\$ 87,148</u>	<u>\$ 94,393</u>	<u>\$ 91,387</u>	TOTAL.....	<u>\$ 13,454</u>	<u>\$ 4,279</u>	<u>\$ 3,095</u>

^a Expenditures include annual maintenance costs for closed institutions.

Program Recommendations:

This budget recommends the following changes: (Dollar Amounts in Thousands)

	Medical Care	—nonrecurring prior year carry forward.
\$ -14,900		—loss of pharmaceutical rebates provided through the Special Pharmaceutical Benefits Program to mitigate the costs of AIDS medication for incarcerated individuals.
17,500		—to continue current program.
<u>2,503</u>		
\$ 5,103		<i>Appropriation Increase</i>

	Correctional Education and Training	—to continue current program.
\$ 2,180		

	State Correctional Institutions	—nonrecurring prior year carry forward.
\$ -75,000		—closure of SCI Retreat.
-43,858		—transfer of behavioral health unit from SCI Retreat to SCI Camp Hill.
2,604		—expand mental health unit at SCI Waymart.
4,991		—to continue current program.
<u>36,060</u>		
\$ -75,203		<i>Appropriation Decrease</i>

	General Government Operations	—transferred to Office of Victim Advocate for program support.
\$ -3,021		—to continue current program.
-263		
<u>-3,284</u>		
\$ -3,284		<i>Appropriation Decrease</i>

Program: Incarcerated Individuals (continued)

Appropriations within this Program:

(Dollar Amounts in Thousands)

	2018-19 Actual	2019-20 Available	2020-21 Budget	2021-22 Estimated	2022-23 Estimated	2023-24 Estimated	2024-25 Estimated
GENERAL FUND:							
Medical Care	\$ 275,117	\$ 308,710	\$ 313,813	\$ 313,813	\$ 300,313	\$ 300,313	\$ 300,313
Correctional Education and Training	43,495	42,601	44,781	44,781	44,781	44,781	44,781
State Correctional Institutions.....	2,021,715	2,118,718	2,043,515	2,029,587	2,029,693	2,029,797	2,029,797
General Government Operations	48,415	45,035	41,751	41,751	41,751	41,751	41,751
Transfer to Justice Reinvestment Fund (EA)	0	0	0	1,499	8,463	8,410	8,358
GENERAL FUND TOTAL	\$ 2,388,742	\$ 2,515,064	\$ 2,443,860	\$ 2,431,431	\$ 2,425,001	\$ 2,425,052	\$ 2,425,000

Program Measures:

	2014-15 Actual	2015-16 Actual	2016-17 Actual	2017-18 Actual	2018-19 Actual	2019-20 Estimated	2020-21 Estimated
Reduce prison violence rates.							
In-institution violence rate (on staff and on other persons combined) per 1,000	50.0	52.0	53.0	53.4	53.5	53.0	52.0
Decrease population.							
Population	50,366	49,913	48,510	48,353	46,482	46,446	45,625
Reduce recidivism.							
One-year recidivism rate	35.0%	41.0%	43.0%	43.0%	41.3%	40.5%	40.0%
Three-year recidivism rate.....	60.0%	63.0%	61.0%	64.0%	64.4%	62.3%	61.8%

Program: Reentry into Communities

Goal: To decrease the recurrence of crime by replacing criminal behavior with socially acceptable behavior.

The primary goal is to protect the safety of the public through effective [parole decisions](#) and proper supervision of individuals returning to their communities. Successful reentry can reduce the likelihood of recidivism. This includes making parole decisions and supervising adult parolees; revoking the parole of technical parole violators who continue to violate parole conditions; revoking the parole of violators convicted of new crimes; and discharging parolees who have fulfilled their sentences in compliance with the conditions of parole.

Parole Decisions

[Individuals](#) must serve their minimum sentence before becoming eligible for parole. To prepare people for reentry while incarcerated, the department develops a correctional plan to address drug and alcohol treatment needs, educational opportunities, vocational training, counseling services and employment opportunities within the institution.

Reentry Preparation

To fulfill the mission of community safety, the department focuses on [preparing individuals for parole release](#) and providing continued support during the critical initial period of readjustment following a person's return to the community. The institutional reentry staff work to identify employment, housing and other obstacles or challenges to successful reentry. Upon release, an individual's needs are reassessed every six months or more frequently, if necessary.

Supervision and Case Management

The [reentry of an individual](#) into the community requires effective supervision, which includes a balance of monitoring and enforcement of parole conditions coupled with effective case management. As part of the department's responsibility to public safety, field agents use problem-solving case management and other [evidence-based strategies](#) to reduce the risk of reoffending. Supervision staff also help with challenges regarding job, residence, continuity of care or other issues. Management of technical parole violators through alternative, community based interventions and specialized support programs safely and effectively allow for continued supervision in the community.

Other Probation and Parole Programs

The [Office of Victim Advocate](#) represents the interests of crime victims before the board or the department. The [Sexual Offenders Assessment Board](#) is responsible for conducting court-ordered assessments of convicted sexual offenders. The assessments are provided to district attorneys and assist in determining those offenders who may be found by the court to be sexually violent predators. The board's role relating to sexual offenders includes updating and verifying the registry information for any offenders under board supervision.

Program Recommendations:

This budget recommends the following changes: (Dollar Amounts in Thousands)

<p>\$ 10,777</p> <p>\$ 205</p> <p>\$ 3,021</p>	<p>State Field Supervision —to maintain optimal caseload ratios for parolee population.</p> <p>Pennsylvania Parole Board —to continue current program.</p> <p>Office of Victim Advocate —provide for Office of Victim Advocate program support.</p>	<p>\$ 143</p> <p>\$ -16,222</p>	<p>Sexual Offenders Assessment Board —to continue current program.</p> <p>Improvement of Adult Probation Services —program moves from the Department of Criminal Justice to the Commission on Crime and Delinquency through Act 114 of 2019.</p>
--	--	---------------------------------	--

Program: Reentry into Communities (continued)

Appropriations within this Program:

(Dollar Amounts in Thousands)

	2018-19 Actual	2019-20 Available	2020-21 Budget	2021-22 Estimated	2022-23 Estimated	2023-24 Estimated	2024-25 Estimated
GENERAL FUND:							
State Field Supervision.....	\$ 135,742	\$ 140,602	\$ 151,379	\$ 150,334	\$ 151,534	\$ 151,534	\$ 151,534
Pennsylvania Parole Board	12,325	12,104	12,309	12,309	12,309	12,309	12,309
Office of Victim Advocate.....	2,465	0	3,021	3,021	3,021	3,021	3,021
Sexual Offenders Assessment Board	6,568	6,691	6,834	6,834	6,834	6,834	6,834
Improvement of Adult Probation Services .	16,222	16,222	0	0	0	0	0
TOTAL GENERAL FUND	\$ 173,322	\$ 175,619	\$ 173,543	\$ 172,498	\$ 173,698	\$ 173,698	\$ 173,698

Program Measures:

	2014-15 Actual	2015-16 Actual	2016-17 Actual	2017-18 Actual	2018-19 Actual	2019-20 Estimated	2020-21 Estimated
--	-------------------	-------------------	-------------------	-------------------	-------------------	----------------------	----------------------

Increase the number of offenders identified as appropriate for parole based on reduced risk of committing another crime.

State parolees and probationers supervised at fiscal year end	41,226	41,500	42,057	41,777	41,459	41,578	41,566
---	--------	--------	--------	--------	--------	--------	--------

Decrease the percentage of supervised individuals who return to prison upon release from prison.

One-year parole recommitment rate ..	20.0%	18.0%	18.0%	16.0%	16.0%	15.5%	15.0%
Three-year parole recommitment rate	45.0%	42.0%	42.0%	41.0%	42.0%	41.5%	41.0%



DEPARTMENT OF DRUG AND ALCOHOL PROGRAMS

The mission of the Department of Drug and Alcohol Programs is to engage, coordinate and lead the commonwealth's effort to prevent and reduce drug, alcohol and gambling addiction and abuse; and to promote recovery, thereby reducing the human and economic impact of the disease.

The department develops and implements programs to reduce substance abuse and dependency through prevention, intervention, rehabilitation and treatment programs. These programs are designed to educate all population segments on the effects and dangers drug and alcohol abuse and dependency pose to public health and to mitigate the economic impact of substance abuse for the citizens of Pennsylvania.

Programs and Goals

Drug and Alcohol Abuse Prevention and Treatment: *To provide education, intervention and treatment programs to reduce drug, alcohol and gambling addiction, abuse and dependence.*

Drug and Alcohol Programs

Summary by Fund and Appropriation

(Dollar Amounts in Thousands)

	2018-19 ACTUAL	2019-20 AVAILABLE	2020-21 BUDGET
GENERAL FUND:			
General Government:			
General Government Operations.....	\$ 1,864	\$ 2,657	\$ 2,932
(F)SABG - Administration and Operation.....	8,327	8,782	8,782
(F)Substance Abuse Special Projects - Admin & Operation.....	4,269	3,824	4,330
(F)Opioid - State Targeted Response Administration.....	3,260	1,358	0
(F)State Opioid Response Administration.....	0	4,256	2,100
(F)DUI Intervention Project (EA).....	100	100	0
(R)Recovery House Certification (EA).....	0	900	450
Subtotal.....	<u>\$ 17,820</u>	<u>\$ 21,877</u>	<u>\$ 18,594</u>
Subtotal - State Funds.....	\$ 1,864	\$ 2,657	\$ 2,932
Subtotal - Federal Funds.....	15,956	18,320	15,212
Subtotal - Restricted Revenues.....	0	900	450
Total - General Government.....	<u>\$ 17,820</u>	<u>\$ 21,877</u>	<u>\$ 18,594</u>
Grants and Subsidies:			
Assistance to Drug and Alcohol Programs.....	\$ 44,732	\$ 44,732	\$ 44,732
(F)SABG - Drug and Alcohol Services.....	67,775	79,859	79,859
(F)Substance Abuse Special Projects Grants.....	13,844	23,703	25,700
(F)Opioid - State Targeted Response.....	36,746	26,634	0
(F)State Opioid Response.....	55,345	114,717	83,024
(A)Community Restitution Payments.....	2	1	2
Subtotal.....	<u>\$ 218,444</u>	<u>\$ 289,646</u>	<u>\$ 233,317</u>
Subtotal - State Funds.....	\$ 44,732	\$ 44,732	\$ 44,732
Subtotal - Federal Funds.....	173,710	244,913	188,583
Subtotal - Augmentations.....	2	1	2
Total - Grants and Subsidies.....	<u>\$ 218,444</u>	<u>\$ 289,646</u>	<u>\$ 233,317</u>
STATE FUNDS.....	\$ 46,596	\$ 47,389	\$ 47,664
FEDERAL FUNDS.....	189,666	263,233	203,795
AUGMENTATIONS.....	2	1	2
RESTRICTED REVENUES.....	0	900	450
GENERAL FUND TOTAL.....	<u>\$ 236,264</u>	<u>\$ 311,523</u>	<u>\$ 251,911</u>
OTHER FUNDS:			
COMPULSIVE AND PROBLEM GAMBLING TREATMENT FUND:			
Drug and Alcohol Treatment Services (EA).....	\$ 3,000	\$ 3,100	\$ 3,428
(R)Compulsive and Problem Gambling Treatment (EA).....	10,036	6,250	6,369
COMPULSIVE AND PROBLEM GAMBLING TREATMENT FUND TOTAL.....	<u>\$ 13,036</u>	<u>\$ 9,350</u>	<u>\$ 9,797</u>
STATE STORES FUND:			
Alcohol Abuse Programs (EA).....	\$ 2,500	\$ 3,821	\$ 3,821
DEPARTMENT TOTAL - ALL FUNDS			
GENERAL FUND.....	\$ 46,596	\$ 47,389	\$ 47,664
MOTOR LICENSE FUND.....	0	0	0
LOTTERY FUND.....	0	0	0
FEDERAL FUNDS.....	189,666	263,233	203,795
AUGMENTATIONS.....	2	1	2
RESTRICTED.....	0	900	450
OTHER FUNDS.....	15,536	13,171	13,618
TOTAL ALL FUNDS.....	<u>\$ 251,800</u>	<u>\$ 324,694</u>	<u>\$ 265,529</u>

Program Funding Summary

(Dollar Amounts in Thousands)

	2018-19 Actual	2019-20 Available	2020-21 Budget	2021-22 Estimated	2022-23 Estimated	2023-24 Estimated	2024-25 Estimated
DRUG AND ALCOHOL ABUSE PREVENTION AND TREATMENT							
GENERAL FUND.....	\$ 46,596	\$ 47,389	\$ 47,664	\$ 47,664	\$ 47,664	\$ 47,664	\$ 47,664
MOTOR LICENSE FUND.....	0	0	0	0	0	0	0
LOTTERY FUND.....	0	0	0	0	0	0	0
FEDERAL FUNDS.....	189,666	263,233	203,795	137,119	137,119	137,119	137,119
AUGMENTATIONS.....	2	1	2	2	2	2	2
RESTRICTED.....	0	900	450	450	450	450	450
OTHER FUNDS.....	15,536	13,171	13,618	16,816	17,463	17,495	17,540
SUBCATEGORY TOTAL.....	\$ 251,800	\$ 324,694	\$ 265,529	\$ 202,051	\$ 202,698	\$ 202,730	\$ 202,775
ALL PROGRAMS:							
GENERAL FUND.....	\$ 46,596	\$ 47,389	\$ 47,664	\$ 47,664	\$ 47,664	\$ 47,664	\$ 47,664
MOTOR LICENSE FUND.....	0	0	0	0	0	0	0
LOTTERY FUND.....	0	0	0	0	0	0	0
FEDERAL FUNDS.....	189,666	263,233	203,795	137,119	137,119	137,119	137,119
AUGMENTATIONS.....	2	1	2	2	2	2	2
RESTRICTED.....	0	900	450	450	450	450	450
OTHER FUNDS.....	15,536	13,171	13,618	16,816	17,463	17,495	17,540
DEPARTMENT TOTAL.....	\$ 251,800	\$ 324,694	\$ 265,529	\$ 202,051	\$ 202,698	\$ 202,730	\$ 202,775

Program: Drug and Alcohol Abuse Prevention and Treatment

Goal: To provide education, intervention and treatment programs to reduce drug, alcohol and gambling addiction, abuse and dependence.

The [Department of Drug and Alcohol Programs](#) is tasked with the development and implementation of a comprehensive plan to reduce substance abuse and dependency. While treatment is much of the department's immediate focus, interdepartmental collaborations and external partnerships emphasize four areas: prevention and intervention, treatment and recovery support, quality assurance and workforce development.

Prevention and Intervention

The department's prevention programs aim to reduce the risk factors associated with substance use through educational sessions, workshops, media presentations and information dissemination. Intervention services provide support to individuals affected by substance use problems. Services include information hotlines, drop-in centers, alcohol safety programs, and employee and student assistance programs.

The department provides county-based agencies, [Single County Authorities](#) (SCAs), with funding to ensure delivery of single and recurring prevention programs. SCAs prepare prevention and intervention plans, as well as treatment plans, tailored to meet the needs of their respective communities. The department approves these plans and formulates a statewide plan based on the findings.

Treatment and Recovery Support

The department provides the SCAs with funding to deliver or purchase drug and alcohol treatment and recovery support services for uninsured and underinsured Pennsylvanians. Treatment services may be received in hospitals, residential facilities, outpatient programs or correctional settings.

The department established a 365 days per year 24/7 [toll-free call center](#) to provide confidential referral services to the people of Pennsylvania seeking drug and alcohol treatment, as well as families experiencing difficulty as a result of drug and alcohol use/abuse.

Additionally, the department provides [community resources](#) to first responders, friends, family, health care providers and educators on the use of Naloxone to temporarily reverse the effects of an opioid overdose.

The department also provides public education, awareness, training and call center services relative to [compulsive and problem gambling](#), as well as prevention and treatment services to individuals with gambling addiction.

Quality Assurance

The department conducts over 900 annual [inspections](#) of licensed drug and alcohol treatment facilities and programs, including the investigation of incident reports and complaints. Inspections are conducted to determine compliance with state and federal standards and regulations as a condition of receiving federal Medicare and Medicaid financial support.

The department licenses drug and alcohol [recovery houses](#). Recovery houses offer individuals recovering from drug and alcohol addiction a safe and supportive substance-free environment.

Workforce Development

The department's focus on workforce development includes [education and training](#) on prevention, intervention, treatment and recovery support services for substance use disorder and human services professionals, and efforts to create a career ladder for growth in this field.

Program Recommendations:

This budget recommends the following changes: (Dollar Amounts in Thousands)

\$ 275 **General Government Operations**
—to continue current program.

Assistance to Drug and Alcohol Programs is recommended at the current year funding level.

Drug and Alcohol Programs

Program: Drug and Alcohol Abuse Prevention and Treatment (continued)

Appropriations within this Program:

(Dollar Amounts in Thousands)

	2018-19 Actual	2019-20 Available	2020-21 Budget	2021-22 Estimated	2022-23 Estimated	2023-24 Estimated	2024-25 Estimated
GENERAL FUND:							
General Government Operations	\$ 1,864	\$ 2,657	\$ 2,932	\$ 2,932	\$ 2,932	\$ 2,932	\$ 2,932
Assistance to Drug and Alcohol Programs	44,732	44,732	44,732	44,732	44,732	44,732	44,732
TOTAL GENERAL FUND	\$ 46,596	\$ 47,389	\$ 47,664	\$ 47,664	\$ 47,664	\$ 47,664	\$ 47,664

Program Measures:

	2014-15 Actual	2015-16 Actual	2016-17 Actual	2017-18 Actual	2018-19 Actual	2019-20 Estimated	2020-21 Estimated
Provide drug and alcohol treatment services.							
Number of individuals admitted to treatment	N/A	N/A	28,040	29,068	28,508	28,788	28,788
Average length of outpatient treatment (in days).....	53	65	65	77	44	44	44
Average length of inpatient treatment (in days).....	22	15	15	15	17	17	17
Licensure and/or Federal Certification Surveys Completed.							
Licensed drug and alcohol treatment facilities (Inpatient).....	174	186	194	205	222	222	222
Inpatient capacity	8,399	8,822	9,113	9,755	10,493	10,493	10,493
Licensed drug and alcohol treatment facilities (Outpatient).....	474	540	575	647	638	638	638
Outpatient capacity	86,615	93,521	98,446	114,988	117,609	117,609	117,609

– THIS PAGE INTENTIONALLY LEFT BLANK –



DEPARTMENT OF EDUCATION

The mission of the [Department of Education](#) is to ensure that every learner has access to a world-class education system that academically prepares children and adults to succeed as productive citizens. Further, the department seeks to establish a culture that is committed to improving opportunities throughout the commonwealth by ensuring that technical support, resources and optimal learning environments are available for all students, whether children or adults.

The department establishes standards and measures aimed at continuous improvement of school curriculum and manages staff development and research dissemination systems to ensure that all educational institutions can select from proven practices to boost student achievement. Local school districts, school boards and other educational institutions receive technical assistance via a network of intermediate units. The department operates a major research library and leads the development of the state's public, school, academic and special libraries to meet the information, education and enrichment needs of citizens. The department supports the improvement of Pennsylvania's higher education and community colleges via educational programs, funding to support students and direct resources for facility development.

Programs and Goals

Education Support Services: *To provide customers with accurate, useful, timely and cost-effective services that support meaningful programs critical for preparing lifelong learners to become productive citizens.*

PreK–12 Education: *To prepare all students to graduate high school college-ready and career-ready and to be engaged citizens of the commonwealth.*

Library Services: *To support, develop and provide library services for learning and advancement.*

Higher Education: *To promote access, affordability and performance in higher education through strategies to expand opportunity for students and align with employer needs, and to support the commonwealth's public institutions of higher education in achieving these goals.*

Summary by Fund and Appropriation

(Dollar Amounts in Thousands)

GENERAL FUND:

General Government:

	2018-19 ACTUAL	2019-20 AVAILABLE	2020-21 BUDGET
General Government Operations.....	\$ 26,947	\$ 28,323	\$ 35,631^a
(F)Adult Basic Education - Administration.....	1,114	1,500	1,500
(F)Education of Exceptional Children.....	12,000	12,000	12,000
(F)Special Education - State Personnel Development.....	2,394	2,500	2,500
(F)ESEA - Title I - Administration.....	12,333	12,333	12,333
(F)State Approving Agency (VA).....	1,800	1,800	1,800
(F)Food and Nutrition Service.....	21,000	21,000	21,000
(F)Migrant Education - Administration.....	700	700	700
(F)Vocational Education - Administration.....	3,910	3,910	3,910
(F)Improving Teacher Quality - Title II - Administration/State.....	7,400	7,400	7,400
(F)Homeless Assistance.....	4,870	4,870	4,870
(F)Preschool Grant.....	940	940	960
(F)School Health Education Programs.....	650	100	100
(F)Preschool Development Grants.....	30,000	30,000	30,000
(F)Advanced Placement Testing.....	820	0	0
(F)Medical Assistance - Nurses' Aide Training.....	670	670	670
(F)State and Community Highway Safety.....	1,000	1,000	1,500
(F)Title IV - 21st Century Community Learning Centers - Admin.....	4,000	4,000	4,000
(F)National Assessment of Educational Progress (NAEP).....	148	148	148
(F)Migrant Education Coordination Program.....	130	130	130
(F)School Improvement Grants.....	30,000	20,000	20,000
(F)Student Support and Academic Enrichment-Administration.....	1,900	2,200	2,200
(F)Troops to Teachers.....	600	400	400
(F)Pennsylvania Project AWARE.....	1,800	1,800	1,800
(F)Education Innovation and Research Program.....	4,000	4,000	4,000
(F)Emergency Impact Aid Program.....	30,000	2,000	2,000
(F)Assistance for Homeless Children and Youth.....	13,000	13,000	21
(F)Statewide Longitudinal Data Systems.....	0	0	5,110
(F)Refugee School Impact Development (EA).....	750	850	850
(F)Opioid - State Targeted Response (EA).....	52	0	0
(A)Management Services.....	55	0	0
(A)Approved Private Schools.....	552	583	926
(A)National Center for Educational Statistics.....	0	6	0
(A)EPSDT Administration.....	350	350	350
(A)Services to Nonpublic Schools - Administration.....	879	879	879
(A)Teacher Certification Fees.....	1,271	1,655	1,679
(A)Nonpublic Textbook Administration.....	981	981	981
(A)Alternative Education.....	6	108	108
(A)SARA Reciprocity.....	87	135	135
(A)PlanCon.....	0	1,172	1,091
(A)Higher Education Fees.....	0	135	135
(A)Teacher Certification - Printable Certificates.....	26	20	20
Subtotal.....	<u>\$ 219,135</u>	<u>\$ 183,598</u>	<u>\$ 183,837</u>
(R)Private Licensed Schools.....	535	775	788
Recovery Schools.....	250	250	250
Office of Safe Schools Advocate.....	372	379	0^b
Information and Technology Improvement.....	3,740	3,740	0^c
(F)Statewide Longitudinal Data Systems.....	6,455	5,110	0 ^c
PA Assessment.....	49,446	48,990	48,990
(F)Title VI - Part A State Assessments.....	15,000	15,000	15,000
Transfer to Empowerment.....	0	0	7,000
Subtotal.....	<u>\$ 75,263</u>	<u>\$ 73,469</u>	<u>\$ 71,240</u>

Summary by Fund and Appropriation

(Dollar Amounts in Thousands)

	2018-19 ACTUAL	2019-20 AVAILABLE	2020-21 BUDGET
State Library	2,022	2,280	2,435
(F)LSTA - Library Development.....	8,500	8,500	8,500
(A)Keystone Fund.....	101	101	101
(A)Penalties and Reimbursements.....	0	3	1
(A)Photocopy Service.....	2	1	0
Subtotal.....	<u>\$ 10,625</u>	<u>\$ 10,885</u>	<u>\$ 11,037</u>
Subtotal - State Funds.....	\$ 82,777	\$ 83,962	\$ 94,306
Subtotal - Federal Funds.....	217,936	177,861	165,402
Subtotal - Augmentations.....	4,310	6,129	6,406
Subtotal - Restricted Revenues.....	535	775	788
Total - General Government.....	<u>\$ 305,558</u>	<u>\$ 268,727</u>	<u>\$ 266,902</u>
Institutional:			
Youth Development Centers - Education	\$ 8,285	\$ 8,285	\$ 8,610
Subtotal.....	<u>\$ 8,285</u>	<u>\$ 8,285</u>	<u>\$ 8,610</u>
Grants and Subsidies:			
Support of Public Schools:			
Basic Education Funding	\$ 6,095,079	\$ 6,742,838^d	\$ 6,857,471^d
Ready to Learn Block Grant.....	268,000	268,000	268,000
Pre-K Counts.....	192,284	217,284	242,284
Head Start Supplemental Assistance.....	59,178	64,178	69,178
Mobile Science and Math Education Programs.....	3,964	4,714	0
Teacher Professional Development.....	5,309	5,309	5,809
Adult and Family Literacy.....	12,075	12,475	11,675
(F)Adult Basic Education - Local.....	21,000	21,500	21,500
Career and Technical Education	92,000	99,000	99,000
(F)Vocational Education Act - Local.....	49,000	49,000	49,000
Career and Technical Education Equipment Grants	2,550	5,550	5,550
Authority Rentals and Sinking Fund Requirements	10,500	10,500	10,500
Pupil Transportation	549,097	549,097	549,097
Nonpublic and Charter School Pupil Transportation	80,009	79,442	79,442
Special Education	1,136,815	1,186,815	1,211,815
(F)Individuals with Disabilities Education - Local.....	470,000	470,000	470,000
Early Intervention	299,500	314,500	325,500
(F)Individuals with Disabilities Education.....	16,000	16,000	16,000
Tuition for Orphans and Children Placed in Private Homes	48,000	48,000	50,896
Payments in Lieu of Taxes	167	168	170
Education of Migrant Laborers' Children	853	853	853
PA Chartered Schools for the Deaf and Blind	52,336	54,584	57,057
Special Education - Approved Private Schools	111,089	114,738	122,656
School Food Services	30,000	30,000	30,000
(F)Food and Nutrition - Local.....	750,000	795,869	795,869
School Employees' Social Security	541,205	64,568	66,505
School Employees' Retirement	2,487,500	2,628,000	2,747,000
Subtotal.....	<u>\$ 13,383,510</u>	<u>\$ 13,852,982</u>	<u>\$ 14,162,827</u>
(F)ESEA - Title I - Local.....	675,000	800,000	850,000
(F)Improving Teacher Quality - Title II - Local.....	110,000	105,000	105,000
(F)Title IV 21st Century Community Learning Centers - Local.....	90,000	90,000	90,000
(F)Title III - Language Instruction for LEP & Immigrant Student.....	24,000	24,000	24,000
(F)Title VI - Rural & Low Income School - Local.....	1,700	1,830	1,830
(F)Student Support and Academic Enrichment - Local.....	40,000	60,000	60,000
(F)TANFBG - Teenage Parenting Education (EA).....	13,784	14,200	14,200
(F)Early Learning Challenge Grant (EA).....	602	0	0
Subtotal.....	<u>\$ 955,086</u>	<u>\$ 1,095,030</u>	<u>\$ 1,145,030</u>

Summary by Fund and Appropriation

(Dollar Amounts in Thousands)

	2018-19 ACTUAL	2019-20 AVAILABLE	2020-21 BUDGET
Other Grants and Subsidies:			
Services to Nonpublic Schools.....	87,939	87,939	87,939
Textbooks, Materials and Equipment for Nonpublic Schools.....	26,751	26,751	26,751
Public Library Subsidy.....	54,470	59,470	59,470
Library Services for the Visually Impaired and Disabled.....	2,567	2,567	2,567
Library Access.....	3,071	3,071	3,071
Job Training and Education Programs.....	31,670	37,920	0
Safe School Initiative.....	10,000	11,000	11,000
Trauma-Informed Education.....	500	750	0
Subtotal.....	\$ 216,968	\$ 229,468	\$ 190,798
(R)Empowerment School Districts.....	4,231	7,000	0
(R)Medical Assistance Reimbursements.....	164,967	200,000	200,000
Higher Education - Other Grants and Subsidies:			
Community Colleges.....	239,074	243,855	243,855
Transfer to Community College Capital Fund.....	48,869	48,869	48,869
Regional Community Colleges Services.....	7,003	2,136	2,136
Northern PA Regional College.....	0	7,000	7,000
Community Education Councils.....	2,346	2,393	2,393
Sexual Assault Prevention.....	1,000	1,000	1,000
Thaddeus Stevens College of Technology.....	14,701	18,701	18,701
Subtotal.....	\$ 312,993	\$ 323,954	\$ 323,954
State System of Higher Education:			
State Universities.....	468,108	477,470	490,420
Subtotal.....	\$ 468,108	\$ 477,470	\$ 490,420
The Pennsylvania State University:			
General Support.....	237,349	242,096	242,096
Pennsylvania College of Technology.....	22,736	26,736	26,736
Subtotal.....	\$ 260,085	\$ 268,832	\$ 268,832
University of Pittsburgh:			
General Support.....	148,536	151,507	151,507
Rural Education Outreach.....	2,846	3,346	3,346
Subtotal.....	\$ 151,382	\$ 154,853	\$ 154,853
Temple University:			
General Support.....	155,104	158,206	158,206
Subtotal.....	\$ 155,104	\$ 158,206	\$ 158,206
Lincoln University:			
General Support.....	14,869	15,166	15,166
Subtotal.....	\$ 14,869	\$ 15,166	\$ 15,166
Subtotal - State Funds.....	\$ 13,657,019	\$ 14,128,562	\$ 14,412,687
Subtotal - Federal Funds.....	2,261,086	2,447,399	2,497,399
Subtotal - Restricted Revenues.....	169,198	207,000	200,000
Total - Grants and Subsidies.....	\$ 16,087,303	\$ 16,782,961	\$ 17,110,086
STATE FUNDS.....	\$ 13,748,081	\$ 14,220,809	\$ 14,515,603
FEDERAL FUNDS.....	2,479,022	2,625,260	2,662,801
AUGMENTATIONS.....	4,310	6,129	6,406
RESTRICTED REVENUES.....	169,733	207,775	200,788
GENERAL FUND TOTAL.....	\$ 16,401,146	\$ 17,059,973	\$ 17,385,598

Summary by Fund and Appropriation

	(Dollar Amounts in Thousands)		
	2018-19 ACTUAL	2019-20 AVAILABLE	2020-21 BUDGET
MOTOR LICENSE FUND:			
<i>Grants and Subsidies:</i>			
Safe Driving Course.....	\$ 1,100	\$ 1,100	\$ 1,100
OTHER FUNDS:			
COMMUNITY COLLEGE CAPITAL FUND:			
Community College Capital	\$ 610 ^e	\$ 3,129 ^e	\$ 28 ^e
GOV. CASEY ORGAN & TISSUE DONATION AWARENESS FUND:			
Governor Casey Organ and Tissue Donation Awareness Fund (EA).....	\$ 190	\$ 165	\$ 165
KEYSTONE RECREATION, PARK AND CONSERVATION FUND:			
Local Libraries Rehabilitation and Development (EA).....	\$ 4,082	\$ 4,492 ^f	\$ 4,575
SSHE - Deferred Maintenance (EA).....	18,371	20,215 ^f	20,586
KEYSTONE RECREATION, PARK AND CONSERVATION FUND TOTAL.....	\$ 22,453	\$ 24,707	\$ 25,161
PA RACE HORSE DEVELOPMENT TRUST FUND:			
(R)Nellie Bly Tuition Program.....	\$ 0	\$ 0	\$ 204,199
PROPERTY TAX RELIEF FUND:			
Property Tax Relief Payments (EA).....	\$ 619,500	\$ 620,500	\$ 620,500
DEPARTMENT TOTAL - ALL FUNDS			
GENERAL FUND.....	\$ 13,748,081	\$ 14,220,809	\$ 14,515,603
MOTOR LICENSE FUND.....	1,100	1,100	1,100
LOTTERY FUND.....	0	0	0
FEDERAL FUNDS.....	2,479,022	2,625,260	2,662,801
AUGMENTATIONS.....	4,310	6,129	6,406
RESTRICTED.....	169,733	207,775	200,788
OTHER FUNDS.....	642,753	648,501	850,053
TOTAL ALL FUNDS.....	\$ 17,044,999	\$ 17,709,574	\$ 18,236,751

^a Includes \$3,740,000 previously appropriated as Information and Technology Improvement.

^b Funding shift to the Commission on Crime and Delinquency.

^c Included in General Government Operations.

^d Includes funding for school district Social Security payments: 2019-20 Available is \$487,759,000 and 2020-21 Budget is \$502,392,000.

^e Not added to avoid double counting: 2018-19 Actual is \$48,869,000, 2019-20 Available is \$48,869,000, and 2020-21 Budget is \$48,869,000.

^f Reflects estimated executive authorization increase.

Program Funding Summary

(Dollar Amounts in Thousands)

	2018-19 Actual	2019-20 Available	2020-21 Budget	2021-22 Estimated	2022-23 Estimated	2023-24 Estimated	2024-25 Estimated
EDUCATION SUPPORT SERVICES							
GENERAL FUND.....	\$ 30,687	\$ 32,063	\$ 35,631	\$ 35,631	\$ 35,631	\$ 35,631	\$ 35,631
MOTOR LICENSE FUND.....	0	0	0	0	0	0	0
LOTTERY FUND.....	0	0	0	0	0	0	0
FEDERAL FUNDS.....	194,436	154,361	141,902	140,021	140,021	140,021	140,021
AUGMENTATIONS.....	4,207	6,024	6,304	6,368	6,413	6,477	6,545
RESTRICTED.....	535	775	788	788	788	788	788
OTHER FUNDS.....	0	0	0	0	0	0	0
SUBCATEGORY TOTAL.....	\$ 229,865	\$ 193,223	\$ 184,625	\$ 182,808	\$ 182,853	\$ 182,917	\$ 182,985
PREK-12 EDUCATION							
GENERAL FUND.....	\$ 12,292,723	\$ 12,722,877	\$ 13,000,998	\$ 13,312,851	\$ 13,459,430	\$ 13,600,537	\$ 13,729,186
MOTOR LICENSE FUND.....	1,100	1,100	1,100	1,100	1,100	1,100	1,100
LOTTERY FUND.....	0	0	0	0	0	0	0
FEDERAL FUNDS.....	2,276,086	2,462,399	2,512,399	2,512,399	2,512,399	2,512,399	2,512,399
AUGMENTATIONS.....	0	0	0	0	0	0	0
RESTRICTED.....	169,198	207,000	200,000	200,000	200,000	200,000	200,000
OTHER FUNDS.....	620,300	623,794	620,693	620,665	620,665	620,665	620,665
SUBCATEGORY TOTAL.....	\$ 15,359,407	\$ 16,017,170	\$ 16,335,190	\$ 16,647,015	\$ 16,793,594	\$ 16,934,701	\$ 17,063,350
LIBRARY SERVICES							
GENERAL FUND.....	\$ 62,130	\$ 67,388	\$ 67,543	\$ 67,543	\$ 67,543	\$ 67,543	\$ 67,543
MOTOR LICENSE FUND.....	0	0	0	0	0	0	0
LOTTERY FUND.....	0	0	0	0	0	0	0
FEDERAL FUNDS.....	8,500	8,500	8,500	8,500	8,500	8,500	8,500
AUGMENTATIONS.....	103	105	102	102	102	102	102
RESTRICTED.....	0	0	0	0	0	0	0
OTHER FUNDS.....	4,082	4,492	4,575	4,619	4,647	4,707	4,823
SUBCATEGORY TOTAL.....	\$ 74,815	\$ 80,485	\$ 80,720	\$ 80,764	\$ 80,792	\$ 80,852	\$ 80,968
HIGHER EDUCATION							
GENERAL FUND.....	\$ 1,362,541	\$ 1,398,481	\$ 1,411,431	\$ 1,411,431	\$ 1,411,431	\$ 1,411,431	\$ 1,411,431
MOTOR LICENSE FUND.....	0	0	0	0	0	0	0
LOTTERY FUND.....	0	0	0	0	0	0	0
FEDERAL FUNDS.....	0	0	0	0	0	0	0
AUGMENTATIONS.....	0	0	0	0	0	0	0
RESTRICTED.....	0	0	0	0	0	0	0
OTHER FUNDS.....	18,371	20,215	224,785	224,452	224,970	226,761	227,543
SUBCATEGORY TOTAL.....	\$ 1,380,912	\$ 1,418,696	\$ 1,636,216	\$ 1,635,883	\$ 1,636,401	\$ 1,638,192	\$ 1,638,974
ALL PROGRAMS:							
GENERAL FUND.....	\$ 13,748,081	\$ 14,220,809	\$ 14,515,603	\$ 14,827,456	\$ 14,974,035	\$ 15,115,142	\$ 15,243,791
MOTOR LICENSE FUND.....	1,100	1,100	1,100	1,100	1,100	1,100	1,100
LOTTERY FUND.....	0	0	0	0	0	0	0
FEDERAL FUNDS.....	2,479,022	2,625,260	2,662,801	2,660,920	2,660,920	2,660,920	2,660,920
AUGMENTATIONS.....	4,310	6,129	6,406	6,470	6,515	6,579	6,647
RESTRICTED.....	169,733	207,775	200,788	200,788	200,788	200,788	200,788
OTHER FUNDS.....	642,753	648,501	850,053	849,736	850,282	852,133	853,031
DEPARTMENT TOTAL.....	\$ 17,044,999	\$ 17,709,574	\$ 18,236,751	\$ 18,546,470	\$ 18,693,640	\$ 18,836,662	\$ 18,966,277

Program: Education Support Services

Goal: To provide customers with accurate, useful, timely and cost-effective services that support meaningful programs critical for preparing lifelong learners to become productive citizens.

Education Support Services provides operational support to programs within the [Department of Education](#) for the achievement of [departmental and commonwealth objectives](#). The program seeks to provide robust, cost-effective services and to improve the operational efficiency of the department through enhanced information technology support and improved fiscal applications.

In addition to providing operational support to the executive, budget, communications and legal offices of the department, this program also provides staff support to the [State Board of Education](#) and other administrative boards and commissions. These include boards for private, academic, business and trade schools and the Professional Standards and Practices Commission.

Program Recommendations:

This budget recommends the following changes: (Dollar Amounts in Thousands)

<p>General Government Operations</p> <p>\$ 2,150 —to continue current program.</p> <p>3,740 —merge of Information and Technology Improvement appropriation.</p> <p>808 —to streamline program operations through information technology improvements.</p> <p>610 —to replace federal funding for Statewide Longitudinal Data Systems.</p> <hr/> <p>\$ 7,308 <i>Appropriation Increase</i></p>	<p>Information and Technology Improvement</p> <p>\$ -3,740 —merged into General Government Operations appropriation.</p>
--	---

Appropriations within this Program:

(Dollar Amounts in Thousands)

	2018-19 Actual	2019-20 Available	2020-21 Budget	2021-22 Estimated	2022-23 Estimated	2023-24 Estimated	2024-25 Estimated
GENERAL FUND:							
General Government Operations	\$ 26,947	\$ 28,323	\$ 35,631	\$ 35,631	\$ 35,631	\$ 35,631	\$ 35,631
Information and Technology Improvement	3,740	3,740	0	0	0	0	0
TOTAL GENERAL FUND	\$ 30,687	\$ 32,063	\$ 35,631	\$ 35,631	\$ 35,631	\$ 35,631	\$ 35,631

Program: PreK–12 Education

Goal: To prepare all students to graduate high school college-ready and career-ready and to be engaged citizens of the commonwealth.

Basic Education Funding

Pennsylvania's public education system serves more than 1.7 million PreK-12 students at over 2,900 schools in the [commonwealth's 500 school districts](#). Each school district is a local governing unit, elected or appointed pursuant to state statute and local ordinance, and separate from the commonwealth. Both the commonwealth and local school districts contribute to the financing of public elementary and secondary education, with [state funding](#) provided to the school districts – including federal education funding – to supplement the funds raised locally.

The [Basic Education Funding appropriation](#) is the largest subsidy the commonwealth provides to local school districts. To increase academic achievement, school districts are encouraged to invest in evidence-based strategies, including high-quality early childhood education, extended time learning, career and technical education, professional development for educators and personalized learning. The Department of Education supports continuous improvement and high-quality, well-rounded education opportunities for all students through targeted initiatives and provides technical assistance to schools and districts through its statewide system of support. The commonwealth's 29 intermediate units also provide professional development and technical assistance to school districts. Since 2015-16, new funding has been distributed through the new fair funding formula.

Early Childhood Learning

High-quality early learning for Pennsylvania's youngest learners facilitates their short-term and long-term academic and social success. [Early childhood programs](#) supported through the Department of Education appropriations include:

[Pre-K Counts](#). This program provides high-quality early childhood education to income-eligible Pennsylvania children in diverse settings, ranging from school-based programs, [Keystone STARS](#) 3 and 4 child care centers, private academic preschools and Head Start agencies.

[Head Start Supplemental Assistance Program](#). Pennsylvania's Head Start Supplemental Assistance Program is based on the federal model of Head Start, providing services to three- and four-year-old children and their families with family incomes up to 130 percent of the federal poverty guidelines. The Head Start model provides comprehensive education, health, nutrition and parent involvement services.

College and Career-Ready

[Pennsylvania Core Standards](#). The commonwealth strives to help school districts create academic programs

that are rigorous, results-focused, data informed and personalized through systems, technology and other supports.

The State Board of Education has adopted academic standards in 12 subject areas. These standards are the benchmark measures that define what students should know and be able to do at specified grade levels beginning in grade three. The State Board has adopted core standards in [English Language Arts](#), [Mathematics](#), and [Reading and Writing in History and Social Studies](#) and [Reading and Writing in Science and Technology](#). The Pennsylvania State System of Assessments (PSSAs) are fully aligned to these core standards. The [assessments](#) in English Language Arts and Mathematics are given to students in grades three through eight, and students in grades four and eight are administered the Science assessment. [Keystone Exams](#) are end-of-course exams in Literature, Algebra I, and Biology aligned to core standards given to students to assess academic achievement in high school.

To better support student achievement of college and career standards, students and teachers have access to the [Standards Aligned System](#), a web-based portal created and maintained by the department, which contains standards-aligned curriculum, instructional resources, and assessment information and tools.

Career and Technical Education

[Career and Technical Education](#) serves 66,586 secondary students enrolled in [approved career and technical education programs of study](#) at high schools, charter schools and career and technical centers. Career and Technical Education programs are required to provide rigorous academic coursework to students while delivering skilled technical education designed in collaboration with workers and employers in high-demand occupations and industries. Career and Technical Education students have the opportunity to pursue career pathways in which students can earn high-value industry certifications and college credits through dual enrollment with postsecondary providers.

Special Education

[Special education](#) programs are administered by all school districts and charter schools, and may be directly operated by the districts or under contract with other school districts, intermediate units or other providers. If appropriate public education is not available, individualized education plan teams may determine that an appropriate public education can only be provided by department-approved private schools or other private agencies.

Program: PreK–12 Education (continued)

Program Recommendations:

This budget recommends the following changes: (Dollar Amounts in Thousands)

	GENERAL FUND				
	Office of Safe Schools Advocate			\$ 25,000	Special Education
\$ -379	—funding shift to the Commission on Crime and Delinquency.				—Initiative—to provide increased resources for school district special education instruction.
	Transfer to Empowerment			\$ 11,000	Early Intervention
\$ 7,000	—funding for transfer to Empowerment Restricted Account.				—to provide services to additional children from ages 3 through 5.
	Youth Development Centers — Education			\$ 2,896	Tuition for Orphans and Children Placed in Private Homes
\$ 325	—to continue current program.				—to continue current program.
	Basic Education Funding			\$ 2	Payments in Lieu of Taxes
\$ 14,633	—funding for school district Social Security payments.				—to continue current program.
100,000	—Initiative—to continue sustained investment in school district basic education programs.				PA Chartered Schools for the Deaf and Blind
\$ 114,633	<i>Appropriation Increase</i>			\$ -500	—funding reduction.
				2,973	—to continue current program.
				\$ 2,473	<i>Appropriation Increase</i>
	Pre-K Counts				Special Education - Approved Private Schools
\$ 25,000	—Initiative—to invest in high-quality early childhood education for 3- and 4-year-olds.			\$ 7,918	—to continue current program.
	Head Start Supplemental Assistance			\$ 1,937	School Employees' Social Security
\$ 5,000	—Initiative—to invest in high-quality early childhood education for 3- and 4-year-olds.				—to continue current program.
	Mobile Science and Math Education Programs			\$ 119,000	School Employees' Retirement
\$ -4,714	—program elimination.				—to continue current program.
	Teacher Professional Development			\$ -37,920	Job Training and Education Programs
\$ 500	—to continue current program.				—program elimination.
	Adult and Family Literacy			\$ -750	Trauma-Informed Education
\$ -800	—funding reduction.				—program elimination.

All other appropriations are recommended at the current year funding levels.

MOTOR LICENSE FUND

The Safe Driving Course appropriation is recommended at the current year funding level.

Program: PreK–12 Education (continued)

Appropriations within this Program:

(Dollar Amounts in Thousands)

	2018-19 Actual	2019-20 Available	2020-21 Budget	2021-22 Estimated	2022-23 Estimated	2023-24 Estimated	2024-25 Estimated
GENERAL FUND:							
Recovery Schools.....	\$ 250	\$ 250	\$ 250	\$ 250	\$ 250	\$ 250	\$ 250
Office of Safe Schools Advocate	372	379	0	0	0	0	0
PA Assessment.....	49,446	48,990	48,990	48,990	48,990	48,990	48,990
Transfer to Empowerment.....	0	0	7,000	7,000	7,000	7,000	7,000
Youth Development Centers - Education ..	8,285	8,285	8,610	8,610	8,610	8,610	8,610
Basic Education Funding.....	6,095,079	6,742,838	6,857,471	6,872,543	6,888,067	6,904,057	6,920,526
Ready to Learn Block Grant	268,000	268,000	268,000	268,000	268,000	268,000	268,000
Pre-K Counts.....	192,284	217,284	242,284	242,284	242,284	242,284	242,284
Head Start Supplemental Assistance	59,178	64,178	69,178	69,178	69,178	69,178	69,178
Mobile Science and Math							
Education Programs	3,964	4,714	0	0	0	0	0
Teacher Professional Development.....	5,309	5,309	5,809	5,809	5,809	5,809	5,809
Adult and Family Literacy	12,075	12,475	11,675	11,675	11,675	11,675	11,675
Career and Technical Education.....	92,000	99,000	99,000	99,000	99,000	99,000	99,000
Career and Technical Education							
Equipment Grants	2,550	5,550	5,550	5,550	5,550	5,550	5,550
Authority Rentals and Sinking Fund							
Requirements.....	10,500	10,500	10,500	202,554	202,554	202,554	202,554
Pupil Transportation.....	549,097	549,097	549,097	549,097	549,097	549,097	549,097
Nonpublic and Charter School							
Pupil Transportation	80,009	79,442	79,442	79,442	79,442	79,442	79,442
Special Education.....	1,136,815	1,186,815	1,211,815	1,211,815	1,211,815	1,211,815	1,211,815
Early Intervention.....	299,500	314,500	325,500	325,500	325,500	325,500	325,500
Tuition for Orphans and Children							
Placed in Private Homes.....	48,000	48,000	50,896	50,896	50,896	50,896	50,896
Payments in Lieu of Taxes.....	167	168	170	170	170	170	170
Education of Migrant Laborers' Children ...	853	853	853	853	853	853	853
PA Chartered Schools for the							
Deaf and Blind	52,336	54,584	57,057	58,559	58,559	58,559	58,559
Special Education - Approved							
Private Schools.....	111,089	114,738	122,656	125,886	125,886	125,886	125,886
School Food Services.....	30,000	30,000	30,000	30,000	30,000	30,000	30,000
School Employees' Social Security	541,205	64,568	66,505	68,500	70,555	72,672	74,852
School Employees' Retirement	2,487,500	2,628,000	2,747,000	2,845,000	2,974,000	3,097,000	3,207,000
Services to Nonpublic Schools.....	87,939	87,939	87,939	87,939	87,939	87,939	87,939
Textbooks, Materials and Equipment							
for Nonpublic Schools.....	26,751	26,751	26,751	26,751	26,751	26,751	26,751
Job Training and Education Programs	31,670	37,920	0	0	0	0	0
Safe School Initiative	10,000	11,000	11,000	11,000	11,000	11,000	11,000
Trauma-Informed Education.....	500	750	0	0	0	0	0
TOTAL GENERAL FUND	\$ 12,292,723	\$ 12,722,877	\$13,000,998	\$13,312,851	\$ 13,459,430	\$ 13,600,537	\$13,729,186
MOTOR LICENSE FUND:							
Safe Driving Course	\$ 1,100	\$ 1,100	\$ 1,100	\$ 1,100	\$ 1,100	\$ 1,100	\$ 1,100

Program Measures:

	2014-15 Actual	2015-16 Actual	2016-17 Actual	2017-18 Actual	2018-19 Actual	2019-20 Estimated	2020-21 Estimated
Improve access to high-quality early learning programs for all Pennsylvania children and families.							
Students in state-funded Head Start							
Supplemental.....	4,781	5,728	5,703	5,549	6,112	6,531	6,998
Students in PA Pre-K Counts program	13,456	18,133	18,249	21,029	23,128	25,333	28,133
Number of children participating in							
Early Intervention.....	50,817	52,811	54,650	56,447	57,947	59,000	61,000

Program: PreK–12 Education (continued)

Program Measures: (continued)	2014-15 Actual	2015-16 Actual	2016-17 Actual	2017-18 Actual	2018-19 Actual	2019-20 Estimated	2020-21 Estimated
Increase the number of K-12 students who have demonstrated proficiency in key academic subjects and are on track for postsecondary success.							
Percentage of students proficient or advanced in mathematics.....	43.2%	42.0%	45.0%	45.4%	47.6%	49.8%	52.0%
Percentage of students proficient or advanced in English language arts	61.6%	62.1%	62.6%	63.1%	64.6%	66.1%	67.6%
Percentage of students proficient or advanced in science.....	64.9%	70.2%	63.6%	65.0%	66.4%	67.8%	69.2%
Increase collaboration between early childhood, K-12 and postsecondary education as well as business and industry partners to align instruction with Pennsylvania's current and emerging workforce needs and emphasize the value of career and technical skills.							
Number of students enrolled in PDE-approved career and technical education (CTE) programs of study.....	65,858	67,648	67,294	66,940	66,586	66,232	65,878

Program: Library Services

Goal: To support, develop and provide library services for learning and advancement.

Public Library Subsidy

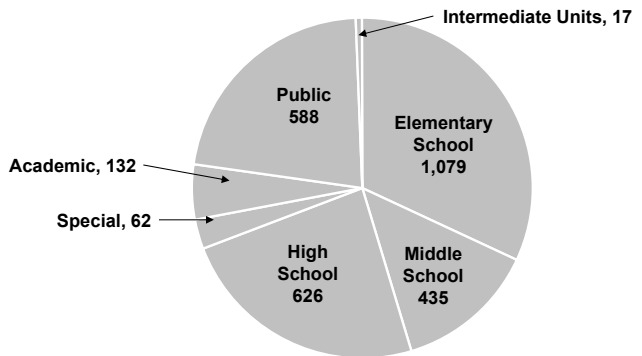
The commonwealth helps defray the cost of basic operations of Pennsylvania's more than 600 local public libraries that had more than 39 million visitors who borrowed nearly 62 million books and other materials. This funding provides every Pennsylvanian with access to the resources of four major research libraries: the [State Library of Pennsylvania](#), the [Carnegie Library of Pittsburgh](#), the [Free Library of Philadelphia](#) and the [libraries of The Pennsylvania State University](#).

Library Access

Pennsylvania is committed to ensuring that all Pennsylvanians can easily access the library resources that exist not only in their own communities but also across the commonwealth. The interlibrary delivery service makes it affordable for all state-supported libraries to participate in a statewide delivery service that moves library materials across the state in a timely and cost-effective way and encourages sharing of materials. The [Pennsylvania Online World of Electronic Resources \(POWER\) library network](#) provides online magazine and reference materials for Pennsylvania residents to use in the library or remotely.

The statewide electronic library catalog, also known as the [Access Pennsylvania Database program](#), provides Pennsylvanians online access to library holdings of more than 1,400 Pennsylvania school, public, college, university and special libraries and intermediate units. This is the largest online catalog of its type in North America. As part of the Library Access program, Pennsylvanians have online access to professional reference librarians 24/7 through Pennsylvania's virtual reference service called [Chat with a Librarian](#).

Number of POWER Library Participants



Library Services for Visually Impaired & Disabled

The Carnegie Library of Pittsburgh and the Free Library of Philadelphia provide unique services to persons with visual and physical limitations. In partnership with the National Library Service for the Blind and Physically Handicapped, recorded and Braille materials are available by direct mail or download for residents of all ages who cannot use a traditional book, magazine or newspaper.

State Library

This appropriation supports the services and operations of the Office of Commonwealth Libraries and is the primary source of funding for the [State Library of Pennsylvania](#). Located in Harrisburg, the State Library provides reference service to all branches of state government, as well as to libraries and commonwealth residents. An extensive general and legal reference collection, comprehensive collections of Pennsylvania newspapers, Pennsylvania state and U.S. government publications and 90 other databases are available. The State Library is home to the [Rare Collections Library](#), which is organized around the Assembly Collection that was purchased beginning in 1745 by Benjamin Franklin when he was Clerk of the Assembly.

Program Recommendations:

This budget recommends the following changes: (Dollar Amounts in Thousands)

\$ 155 **State Library**
—to continue current program.

All other appropriations are recommended at the current year funding levels.

Program: Library Services (continued)

Appropriations within this Program:

(Dollar Amounts in Thousands)

	2018-19 Actual	2019-20 Available	2020-21 Budget	2021-22 Estimated	2022-23 Estimated	2023-24 Estimated	2024-25 Estimated
GENERAL FUND:							
State Library	\$ 2,022	\$ 2,280	\$ 2,435	\$ 2,435	\$ 2,435	\$ 2,435	\$ 2,435
Public Library Subsidy	54,470	59,470	59,470	59,470	59,470	59,470	59,470
Library Services for the Visually Impaired and Disabled.....	2,567	2,567	2,567	2,567	2,567	2,567	2,567
Library Access	3,071	3,071	3,071	3,071	3,071	3,071	3,071
TOTAL GENERAL FUND	\$ 62,130	\$ 67,388	\$ 67,543	\$ 67,543	\$ 67,543	\$ 67,543	\$ 67,543

Program Measures:

	2014-15 Actual	2015-16 Actual	2016-17 Actual	2017-18 Actual	2018-19 Actual	2019-20 Estimated	2020-21 Estimated
--	-------------------	-------------------	-------------------	-------------------	-------------------	----------------------	----------------------

Meet the critical learning and information needs of Pennsylvania residents by increasing use of POWER Library's online reference resources, especially those for elementary and secondary school students.

Use of POWER Library online reference resources offered (in thousands) ..	7,718	8,775	8,494	9,933	8,315	8,398	8,482
--	-------	-------	-------	-------	-------	-------	-------

Provide supports to meet the critical learning needs of Pennsylvanians by increasing participation in public library programs, especially early literacy programs for young children (birth to pre-k).

Attendance at public library-based programs (physical or virtual, in thousands) .	4,082	4,051	4,470	4,755	4,515	4,560	4,606
--	-------	-------	-------	-------	-------	-------	-------

Provide supports to help increase residents' access to internet services, especially for the unemployed, minorities, English learners, and low-income communities, etc., by increasing the number of public library internet sessions.

Number of internet sessions by the public in public libraries (in thousands) ...	14,867	12,822	13,004	14,146	14,374	14,517	14,663
---	--------	--------	--------	--------	--------	--------	--------

Provide supports to help increase access to library materials for individuals with disabilities by increasing the number of recorded or braille items borrowed or downloaded through the library services for Visually Impaired and Disabled program.

Number of recorded or braille items borrowed or downloaded through Library Services for Visually Impaired & Disabled program (in thousands).....	1,187	1,005	1,222	1,297	1,224	1,236	1,248
---	-------	-------	-------	-------	-------	-------	-------

Increase awareness of the State Library of Pennsylvania's extensive research resources and services among commonwealth employees and the public.

Number of items accessed from the State Library of Pennsylvania	285,025	286,314	334,554	358,120	630,937	637,246	643,619
--	---------	---------	---------	---------	---------	---------	---------

Program: Higher Education

Goal: To promote access, affordability and performance in higher education through strategies to expand opportunity for students and align with employer needs, and to support the commonwealth's public institutions of higher education in achieving these goals.

[Postsecondary education](#) is an important pathway to ensuring Pennsylvania's success in a knowledge-based, global economy. Pennsylvania's postsecondary education system consists of 241 degree-granting institutions, including publicly supported postsecondary institutions, private colleges and universities, specialized associate degree-granting institutions, and out-of-state institutions that are approved to offer coursework for credit in the commonwealth. Funding for these institutions is through appropriations and state-funded student grant programs administered by the [Pennsylvania Higher Education Assistance Agency \(PHEAA\)](#).

Institutional Support for Pennsylvania's Institutions of Higher Education

State System of Higher Education. Funding for the 14 universities of the [State System of Higher Education](#) is distributed through the Office of the Chancellor to each university in accordance with a formula that considers student enrollment, programs, performance measures, and the operational cost of the individual campuses. Although each university has an individual mission, all provide a broad liberal arts curriculum, and most offer master's and doctoral degree programs.

Community Colleges. Funding comes from sponsoring counties or school districts, student tuition, and the commonwealth. The colleges offer associate degree and certificate programs in career and technical areas as well as provide students in arts, sciences and professions with the ability to transfer to four-year institutions. Noncredit workforce development courses provide students with training geared towards immediate entry into the workforce.

State-Related Universities. Funding for state-related universities provides basic support for postsecondary educational programs. The [Pennsylvania State University](#), the [University of Pittsburgh](#), and [Temple University](#) are major research universities that provide programs up to the doctoral level in varied academic disciplines and professional schools. [Lincoln University](#) provides programs in numerous disciplines at the baccalaureate and master degree levels.

[Thaddeus Stevens College of Technology](#). The college provides technical-based associate degrees and certificate programs for qualified students. These programs are provided both on a tuition basis and at no cost for financially disadvantaged students. Thaddeus Stevens is dedicated to growing Pennsylvania's technical workforce and preparing students for high-demand jobs within the commonwealth.

Decreasing Time and Cost to College Completion

In 2016, Pennsylvania established a statewide postsecondary attainment goal aligned to workforce needs: 60 percent of the population ages 25-64 will hold a postsecondary degree or industry recognized credential by 2025, with a particular focus on closing attainment gaps for historically underrepresented populations. To help reach that goal, the department works with local, state, and national partners to improve postsecondary pathways for students and promote on-time degree completion. The department administers a statewide college credit transfer system that enables students to transfer courses and associate degrees among 32 participating colleges and universities in Pennsylvania.

Aligning Postsecondary Educational Opportunities with Workforce Needs

To help ensure that Pennsylvanians have access to postsecondary credentials that can accelerate opportunity for individuals and families, postsecondary programs are aligned to the commonwealth's current and projected economic needs. In particular, Pennsylvania has focused on increasing pathways to postsecondary education and training connected to statewide and regional workforce needs, especially science, technology, engineering, mathematics (STEM) and computer science.

Support for Minority Students

The Pennsylvania Department of Education and the United States Department of Education's Office of Civil Rights maintain a cooperative agreement designed to assess and address the continued challenges in providing higher education opportunities for African American students. In addition to operating and capital support for Cheyney and Lincoln Universities, direct support of students is provided through the [Bond-Hill Scholarship](#) program and the Keystone Honors Academy at Cheyney University.

Support Services

The department provides leadership and support services to all sectors of higher education. Responsibilities include acting as a liaison with the national accrediting agencies, the State Board of Education, the State Board of Private Licensed Schools, and other governing boards; policy review and development based on comprehensive planning and research; and implementation of the Higher Education Master Plan. The department partners with other commonwealth agencies on workforce development strategies. Additionally, the department awards teaching certificates to those seeking certification in Pennsylvania.

Program: Higher Education (continued)

Program Recommendations:

This budget recommends the following changes: (Dollar Amounts in Thousands)

		State System of Higher Education
\$	3,950	—Initiative—for core Enterprise Resource Planning upgrades and automation.
	9,000	—Initiative—to transition to a common student information system for all 14 institutions.
\$	<u>12,950</u>	<i>Appropriation Increase</i>

All other appropriations are recommended at the current year funding levels.

Appropriations within this Program:

(Dollar Amounts in Thousands)

	2018-19 Actual	2019-20 Available	2020-21 Budget	2021-22 Estimated	2022-23 Estimated	2023-24 Estimated	2024-25 Estimated
GENERAL FUND:							
Community Colleges	\$ 239,074	\$ 243,855	\$ 243,855	\$ 243,855	\$ 243,855	\$ 243,855	\$ 243,855
Transfer to Community College Capital Fund	48,869	48,869	48,869	48,869	48,869	48,869	48,869
Regional Community Colleges Services ...	7,003	2,136	2,136	2,136	2,136	2,136	2,136
Northern PA Regional College	0	7,000	7,000	7,000	7,000	7,000	7,000
Community Education Councils	2,346	2,393	2,393	2,393	2,393	2,393	2,393
Sexual Assault Prevention	1,000	1,000	1,000	1,000	1,000	1,000	1,000
Thaddeus Stevens College of Technology	14,701	18,701	18,701	18,701	18,701	18,701	18,701
State System of Higher Education	468,108	477,470	490,420	490,420	490,420	490,420	490,420
The Pennsylvania State University	260,085	268,832	268,832	268,832	268,832	268,832	268,832
University of Pittsburgh	151,382	154,853	154,853	154,853	154,853	154,853	154,853
Temple University	155,104	158,206	158,206	158,206	158,206	158,206	158,206
Lincoln University	14,869	15,166	15,166	15,166	15,166	15,166	15,166
TOTAL GENERAL FUND	\$ 1,362,541	\$ 1,398,481	\$ 1,411,431	\$ 1,411,431	\$ 1,411,431	\$ 1,411,431	\$ 1,411,431

Program: Higher Education (continued)

Program Measures:	2014-15 Actual	2015-16 Actual	2016-17 Actual	2017-18 Actual	2018-19 Actual	2019-20 Estimated	2020-21 Estimated
Increase postsecondary access, affordability and completion through improved alignment between K-12 and higher education in the commonwealth.							
Percentage of students enrolled in postsecondary education within 16 months of graduating from a Pennsylvania public high school...	64.6%	65.1%	65.4%	65.7%	66.0%	66.2%	66.4%
Percentage of Pennsylvania high school graduates who earn a degree within six years of graduation	42.1%	41.6%	43.2%	43.8%	44.8%	45.8%	47.0%
Increase access to postsecondary educational opportunities aligned with Pennsylvania's workforce needs so that learners of all ages earn valuable postsecondary credentials in a timely manner.							
Percentage of full-time, first-time students at state system and state-related universities earning a degree within 150 percent of normal time.....	63.2%	62.6%	63.6%	63.8%	64.0%	64.2%	64.4%
Percentage of full-time, first-time students at community colleges earning a degree within 150 percent of normal time.....	15.80%	18.91%	19.03%	19.16%	19.28%	19.41%	19.5%
Percentage of Pennsylvania residents with a postsecondary degree or credential	44.8%	45.6%	46.5%	48.3%	49.8%	51.4%	53.0%



HIGHER EDUCATION ASSISTANCE AGENCY

The mission of the [Pennsylvania Higher Education Assistance Agency](#) is to provide affordable access to postsecondary education while helping to secure a strong economic future for the commonwealth through the development of a highly skilled workforce.

The agency provides financial aid to higher education students in the form of grants, loans and employment opportunities through the coordination of state and federal aid programs. In addition, the agency provides institutional assistance grants to private institutions enrolling students who participate in the state grant program.

Programs and Goals

Financial Assistance to Students: *To provide financial assistance to commonwealth residents in order to promote access to higher education.*

Financial Aid to Institutions: *To assist independent, postsecondary institutions to maintain enrollments and stabilize their educational costs; thereby, promoting access to institutions in all sectors for Pennsylvania students and assisting at-risk students by providing institutional funds for support services.*

Higher Education Assistance Agency

Summary by Fund and Appropriation

(Dollar Amounts in Thousands)

	2018-19 ACTUAL	2019-20 AVAILABLE	2020-21 BUDGET
GENERAL FUND:			
<i>Grants and Subsidies:</i>			
Grants to Students.....	\$ 273,391	\$ 310,733	\$ 339,733
(A)Grants to Students Supplement.....	70,000	30,000	30,000
Pennsylvania Internship Program Grants.....	450	450	450
Ready to Succeed Scholarships.....	5,000	5,550	14,450
Matching Payments for Student Aid.....	12,496	13,121	13,777
Institutional Assistance Grants.....	26,521	26,521	27,847
Higher Education for the Disadvantaged.....	2,246	2,358	2,476
Higher Education of Blind or Deaf Students.....	47	49	51
Bond-Hill Scholarships.....	697	800	1,800
Cheyney Keystone Academy.....	1,813	3,500	5,000
(A)Cheyney Keystone Academy Supplement.....	500	500	0
Targeted Industry Cluster Scholarship Program.....	0	6,300	6,615
Subtotal - State Funds.....	\$ 322,661	\$ 369,382	\$ 412,199
Subtotal - Augmentations.....	70,500	30,500	30,000
Total - Grants and Subsidies.....	<u>\$ 393,161</u>	<u>\$ 399,882</u>	<u>\$ 442,199</u>
STATE FUNDS.....	\$ 322,661	\$ 369,382	\$ 412,199
AUGMENTATIONS.....	70,500	30,500	30,000
GENERAL FUND TOTAL.....	<u>\$ 393,161</u>	<u>\$ 399,882</u>	<u>\$ 442,199</u>
OTHER FUNDS:			
HIGHER EDUCATION ASSISTANCE FUND:			
(R)Targeted Industry Cluster Scholarship Program.....	\$ 6,000	\$ 0	\$ 0
(R)Primary Health Care Loan Forgiveness.....	4,545	0	0
(R)Educational Training Vouchers Program.....	1,650	1,618	1,618
HIGHER EDUCATION ASSISTANCE FUND TOTAL.....	<u>\$ 12,195</u>	<u>\$ 1,618</u>	<u>\$ 1,618</u>
DEPARTMENT TOTAL - ALL FUNDS			
GENERAL FUND.....	\$ 322,661	\$ 369,382	\$ 412,199
MOTOR LICENSE FUND.....	0	0	0
LOTTERY FUND.....	0	0	0
FEDERAL FUNDS.....	0	0	0
AUGMENTATIONS.....	70,500	30,500	30,000
RESTRICTED.....	0	0	0
OTHER FUNDS.....	12,195	1,618	1,618
TOTAL ALL FUNDS.....	<u>\$ 405,356</u>	<u>\$ 401,500</u>	<u>\$ 443,817</u>

Program Funding Summary

(Dollar Amounts in Thousands)

	2018-19 Actual	2019-20 Available	2020-21 Budget	2021-22 Estimated	2022-23 Estimated	2023-24 Estimated	2024-25 Estimated
FINANCIAL ASSISTANCE TO STUDENTS							
GENERAL FUND.....	\$ 293,894	\$ 340,503	\$ 381,876	\$ 381,876	\$ 381,876	\$ 381,876	\$ 381,876
MOTOR LICENSE FUND.....	0	0	0	0	0	0	0
LOTTERY FUND.....	0	0	0	0	0	0	0
FEDERAL FUNDS.....	0	0	0	0	0	0	0
AUGMENTATIONS.....	70,500	30,500	30,000	30,000	30,000	30,000	30,000
RESTRICTED.....	0	0	0	0	0	0	0
OTHER FUNDS.....	12,195	1,618	1,618	1,618	1,618	1,618	1,618
SUBCATEGORY TOTAL.....	\$ 376,589	\$ 372,621	\$ 413,494	\$ 413,494	\$ 413,494	\$ 413,494	\$ 413,494
FINANCIAL AID TO INSTITUTIONS							
GENERAL FUND.....	\$ 28,767	\$ 28,879	\$ 30,323	\$ 30,323	\$ 30,323	\$ 30,323	\$ 30,323
MOTOR LICENSE FUND.....	0	0	0	0	0	0	0
LOTTERY FUND.....	0	0	0	0	0	0	0
FEDERAL FUNDS.....	0	0	0	0	0	0	0
AUGMENTATIONS.....	0	0	0	0	0	0	0
RESTRICTED.....	0	0	0	0	0	0	0
OTHER FUNDS.....	0	0	0	0	0	0	0
SUBCATEGORY TOTAL.....	\$ 28,767	\$ 28,879	\$ 30,323	\$ 30,323	\$ 30,323	\$ 30,323	\$ 30,323
ALL PROGRAMS:							
GENERAL FUND.....	\$ 322,661	\$ 369,382	\$ 412,199	\$ 412,199	\$ 412,199	\$ 412,199	\$ 412,199
MOTOR LICENSE FUND.....	0	0	0	0	0	0	0
LOTTERY FUND.....	0	0	0	0	0	0	0
FEDERAL FUNDS.....	0	0	0	0	0	0	0
AUGMENTATIONS.....	70,500	30,500	30,000	30,000	30,000	30,000	30,000
RESTRICTED.....	0	0	0	0	0	0	0
OTHER FUNDS.....	12,195	1,618	1,618	1,618	1,618	1,618	1,618
DEPARTMENT TOTAL.....	\$ 405,356	\$ 401,500	\$ 443,817	\$ 443,817	\$ 443,817	\$ 443,817	\$ 443,817

Higher Education Assistance Agency

Program: Financial Assistance to Students

Goal: To provide financial assistance to commonwealth residents in order to promote access to higher education.

[The Pennsylvania Higher Education Assistance Agency \(PHEAA\)](#) offers financial assistance programs to students in the form of grants, scholarships and work-study awards. All General Fund appropriations are transferred to PHEAA's Higher Education Assistance Fund prior to distribution to students and institutions.

[Grants to Students \(Pennsylvania State Grants\)](#) are funded by an annual appropriation from the General Fund, a portion of PHEAA's business earnings, when available, and interest earnings from the Higher Education Assistance Fund. The PHEAA Board annually determines the distribution of funds to applicants on criteria including family income, family size and the cost of attendance at the institution the student will be attending. The objective of this program is to reduce financial barriers and provide greater access to higher education for all commonwealth residents and, within the limits of the resources available, help to provide freedom of choice between public and private institutions.

The [Ready to Succeed Scholarships](#) program makes postsecondary educational opportunities more affordable to high-achieving students from middle-income Pennsylvania families. Students can pursue two-year and four-year postsecondary degrees at any participating Pennsylvania college, university or technical school. Matching funds programs, including [Federal Work-Study](#), [State Work-Study](#) and [Partnerships for Access to Higher Education](#), provide funds to match federal funds and

work-study awards which students earn through both on-campus and off-campus job opportunities. Matching funds also leverage private foundation scholarships.

[The Pennsylvania Targeted Industry Program](#) provides grants to students enrolled in certificate programs in the energy, advanced materials and diversified manufacturing, agriculture and food production, and health fields. [The Higher Education of Blind or Deaf Students program](#) provides assistance to blind or deaf students who are Pennsylvania residents and are enrolled in an approved institution of higher education.

[The Horace Mann Bond-Leslie Pinckney Hill Scholarship program](#) provides grants to graduates of Lincoln University and Cheyney University of Pennsylvania who enter select graduate and professional programs at Temple University, Lincoln University, the Pennsylvania State University, the University of Pittsburgh or one of the Pennsylvania State System of Higher Education (PASSHE) institutions. [The Cheyney Keystone Academy program](#) provides scholarships to attract students to enroll at Cheyney University of Pennsylvania. The Pennsylvania Internship Program Grants provides scholarships to Pennsylvania residents attending Pennsylvania colleges and universities and pursuing an internship through [The Washington Center for Internships and Academic Seminars](#).

Program Recommendations:

This budget recommends the following changes: (Dollar Amounts in Thousands)

<p>Grants to Students</p> <p>\$ -1,000 —funding reduction.</p> <p>30,000 —Initiative—to increase the maximum state grant award.</p> <hr/> <p>\$ 29,000 <i>Appropriation Increase</i></p>	<p>Higher Education of Blind or Deaf Students</p> <p>\$ 2 —to continue current program.</p>
<p>Ready to Succeed Scholarships</p> <p>\$ -550 —funding reduction.</p> <p>9,450 —to continue current program.</p> <hr/> <p>\$ 8,900 <i>Appropriation Increase</i></p>	<p>Bond-Hill Scholarships</p> <p>\$ 1,000 —to continue current program.</p>
<p>Matching Payments for Student Aid</p> <p>\$ 656 —to continue current program.</p>	<p>Cheyney Keystone Academy</p> <p>\$ 1,500 —to continue current program.</p>
	<p>Targeted Industry Cluster Scholarship Program</p> <p>\$ 315 —to continue current program.</p>

Pennsylvania Internship Program Grants is recommended at the current year funding level.

The budget recommends a total of \$30,000,000 for the Grants to Students Supplement funded by PHEAA reserves.

Higher Education Assistance Agency

Program: Financial Assistance to Students (continued)

Appropriations within this Program:

(Dollar Amounts in Thousands)

	2018-19 Actual	2019-20 Available	2020-21 Budget	2021-22 Estimated	2022-23 Estimated	2023-24 Estimated	2024-25 Estimated
GENERAL FUND:							
Grants to Students.....	\$ 273,391	\$ 310,733	\$ 339,733	\$ 339,733	\$ 339,733	\$ 339,733	\$ 339,733
Pennsylvania Internship Program Grants.....	450	450	450	450	450	450	450
Ready to Succeed Scholarships.....	5,000	5,550	14,450	14,450	14,450	14,450	14,450
Matching Payments for Student Aid	12,496	13,121	13,777	13,777	13,777	13,777	13,777
Higher Education of Blind or Deaf Students..	47	49	51	51	51	51	51
Bond-Hill Scholarships	697	800	1,800	1,800	1,800	1,800	1,800
Cheyney Keystone Academy.....	1,813	3,500	5,000	5,000	5,000	5,000	5,000
Targeted Industry Cluster Scholarship Program	0	6,300	6,615	6,615	6,615	6,615	6,615
TOTAL GENERAL FUND.....	\$ 293,894	\$ 340,503	\$ 381,876	\$ 381,876	\$ 381,876	\$ 381,876	\$ 381,876

Program Measures:

	2014-15 Actual	2015-16 Actual	2016-17 Actual	2017-18 Actual	2018-19 Actual	2019-20 Estimated	2020-21 Estimated
Increase enrollment and graduation rates at Pennsylvania's colleges and universities.							
Grants to Students							
Applications for grants							
(PA State Grants).....	606,694	577,445	546,182	542,030	525,372	504,357	499,313
Eligible applicants enrolled and							
accepting grants (PA State Grants)	173,856	153,648	143,157	140,827	143,647	135,011	133,724
Number of Ready to Succeed Scholarship							
(RTSS) Program recipients	3,252	3,517	3,249	3,117	3,461	3,742	9,218
Work Study							
Students assisted by federal, state and							
private funds (Matching Funds)....	28,000	28,000	32,048	33,210	30,738	30,655	30,655
Develop a strong workforce in targeted industries in Pennsylvania through access to financial assistance for higher education.							
Number of PA Targeted Industry							
Program (PA-TIP) participants.....	1,613	1,625	1,871	1,714	1,557	2,011	2,011

Higher Education Assistance Agency

Program: Financial Aid to Institutions

Goal: To assist independent, postsecondary institutions to maintain enrollments and stabilize their educational costs; thereby, promoting access to institutions in all sectors for Pennsylvania students and assisting at-risk students by providing institutional funds for support services.

[The Institutional Assistance Grants Program](#) provides grants to independent postsecondary institutions that are nonprofit, nondenominational and nonrecipients of direct state appropriations. The program helps to preserve and develop the diverse system of higher education by allowing Pennsylvania's independent colleges and universities to stabilize their educational costs and maintain enrollments. Eighty-eight institutions are currently eligible to participate in the program.

The Higher Education for the Disadvantaged Program, more commonly known as the [Act 101 Program](#), provides funding to institutions for support services, academic advising, counseling and tutoring to economically and educationally disadvantaged students. In 2018-19, there were 32 Act 101 programs that operated at institutions across the commonwealth, serving more than 3,600 students.

Program Recommendations:

This budget recommends the following changes: (Dollar Amounts in Thousands)

\$ 1,326 **Institutional Assistance Grants**
—to continue current program.

\$ 118 **Higher Education for the Disadvantaged**
—to continue current program.

Appropriations within this Program:

(Dollar Amounts in Thousands)

	2018-19 Actual	2019-20 Available	2020-21 Budget	2021-22 Estimated	2022-23 Estimated	2023-24 Estimated	2024-25 Estimated
GENERAL FUND:							
Institutional Assistance Grants	\$ 26,521	\$ 26,521	\$ 27,847	\$ 27,847	\$ 27,847	\$ 27,847	\$ 27,847
Higher Education for the Disadvantaged...	2,246	2,358	2,476	2,476	2,476	2,476	2,476
TOTAL GENERAL FUND.....	\$ 28,767	\$ 28,879	\$ 30,323	\$ 30,323	\$ 30,323	\$ 30,323	\$ 30,323

Program Measures:

	2014-15 Actual	2015-16 Actual	2016-17 Actual	2017-18 Actual	2018-19 Actual	2019-20 Estimated	2020-21 Estimated
--	-------------------	-------------------	-------------------	-------------------	-------------------	----------------------	----------------------

Support programs at institutions through the development and preservation of a planned system of higher education across the commonwealth (through the Institutional Assistance Grants Program).

Eligible grant recipients enrolled at							
eligible independent institutions	43,484	41,185	39,669	40,618	41,138	39,081	39,081
Per capita grants.....	\$563	\$616	\$644	\$640	\$654	\$678	\$714
Institutions aided	89	88	89	88	88	88	88

Support programs at institutions that help economically and educationally disadvantaged students succeed in higher education.

Institutional programs aided							
through Act 101 program.....	33	32	32	32	32	33	33



EMERGENCY MANAGEMENT AGENCY

The Pennsylvania Emergency Management Agency (PEMA) helps communities and citizens mitigate against, prepare for, respond to, and recover from emergencies, including natural disasters, acts of terrorism, or other human-made disasters. PEMA supports county emergency management agencies by coordinating and engaging the whole community, including federal and state partners, volunteer organizations involved in disasters, the private sector business community and citizens.

The agency develops and maintains a comprehensive plan to enhance the commonwealth's capabilities to prepare for, respond to, and recover from all hazards that affect the citizens of Pennsylvania. Primarily, the plan calls for the protection of life and property both prior to and in the event of natural and other disasters. The agency, through the Office of the State Fire Commissioner (OSFC), provides loans to volunteer fire, ambulance and rescue companies, and coordinates state fire services. The agency also administers post-disaster aid to affected localities and citizens.

Programs and Goals

Emergency Management: *To develop and maintain a statewide emergency preparedness and response program capable of immediate and effective action and rapid organizational expansion in the event of natural, technological or other human-made disasters.*

Fire Prevention and Safety: *To minimize the loss of life and property due to fire by developing and maintaining statewide municipal fire and emergency service capability and to promote citizen awareness to support community fire prevention and control efforts.*

Emergency Management Agency

Summary by Fund and Appropriation

(Dollar Amounts in Thousands)

	2018-19 ACTUAL	2019-20 AVAILABLE	2020-21 BUDGET
GENERAL FUND:			
<i>General Government:</i>			
General Government Operations.....	\$ 13,494	\$ 13,521	\$ 13,908
(F)Civil Preparedness.....	21,000	21,000	21,000
(F)Hazardous Materials Planning and Training.....	900	1,500 ^a	1,500
(F)Domestic Preparedness - First Responders (EA).....	100,000	100,000	100,000
(F)Next Generation 911 (EA).....	0	4,000	5,000
(A)Miscellaneous.....	91	90	90
(R)Radiological Emergency Response Planning.....	1,583	1,475	1,475
(R)Radiation Emergency Response Fund.....	708	750	805
(R)Radiation Transportation Emergency Response Fund.....	1	150	180
Subtotal.....	\$ 137,777	\$ 142,486	\$ 143,958
State Fire Commissioner.....	2,616	2,848	3,116
(F)Fire Prevention.....	42	42	42
(F)Firefighters Assistance Program (EA).....	500	500	350
(A)Volunteer Company Loan Program.....	250	250	250
(A)Volunteer Company Grant Program.....	800	800	800
(A)Arson Fines.....	5	5	5
(R)Online Training Educator and Reimbursement.....	17	326	305
Subtotal.....	\$ 4,230	\$ 4,771	\$ 4,868
Subtotal - State Funds.....	\$ 16,110	\$ 16,369	\$ 17,024
Subtotal - Federal Funds.....	122,442	127,042	127,892
Subtotal - Augmentations.....	1,146	1,145	1,145
Subtotal - Restricted Revenues.....	2,309	2,701	2,765
Total - General Government.....	\$ 142,007	\$ 147,257	\$ 148,826
Grants and Subsidies:			
Disaster Relief.....	\$ 5,500	\$ 0	\$ 0
(F)Disaster Relief (EA).....	37,000	76,000	20,000
(F)SCDBG - Disaster Recovery (EA).....	6,920	2,000	0
Hazard Mitigation.....	1,000	0	0
(F)Hazard Mitigation (EA).....	10,000	14,000	12,000
Firefighters Memorial Flags.....	10	10	10
Red Cross Extended Care Program.....	150	250	250
Search and Rescue.....	250	250	0
(R)Volunteer Fire Company Assistance.....	51	978	916
Subtotal - State Funds.....	\$ 6,910	\$ 510	\$ 260
Subtotal - Federal Funds.....	53,920	92,000	32,000
Subtotal - Restricted Revenues.....	51	978	916
Total - Grants and Subsidies.....	\$ 60,881	\$ 93,488	\$ 33,176
STATE FUNDS.....	\$ 23,020	\$ 16,879	\$ 17,284
FEDERAL FUNDS.....	176,362	219,042	159,892
AUGMENTATIONS.....	1,146	1,145	1,145
RESTRICTED REVENUES.....	2,360	3,679	3,681
GENERAL FUND TOTAL.....	\$ 202,888	\$ 240,745	\$ 182,002

Emergency Management Agency

Summary by Fund and Appropriation

	(Dollar Amounts in Thousands)		
	2018-19	2019-20	2020-21
	ACTUAL	AVAILABLE	BUDGET
OTHER FUNDS:			
HAZARDOUS MATERIAL RESPONSE FUND:			
General Operations.....	\$ 190	\$ 180	\$ 180
Hazardous Materials Response Team.....	190	180	180
Grants to Counties.....	1,330	1,260	1,260
Public and Facility Owner Education.....	190	180	180
HAZARDOUS MATERIAL RESPONSE FUND TOTAL.....	\$ 1,900	\$ 1,800	\$ 1,800
PROPERTY TAX RELIEF FUND:			
Transfer to Volunteer Company Grants Program (EA).....	\$ 5,000	\$ 5,000	\$ 5,000
STATE GAMING FUND:			
Transfer to Volunteer Company Grants Program (EA).....	\$ 25,000	\$ 25,000	\$ 25,000
UNCONVENTIONAL GAS WELL FUND:			
Emergency Response Planning (EA).....	\$ 750	\$ 750	\$ 750
First Responders Equipment and Training (EA).....	750	750	750
UNCONVENTIONAL GAS WELL FUND TOTAL.....	\$ 1,500	\$ 1,500	\$ 1,500
VOLUNTEER COMPANIES LOAN FUND:			
Volunteer Company Loans.....	\$ 16,473	\$ 20,000	\$ 20,000
911 FUND:			
General Operations (EA).....	\$ 6,300	\$ 6,320	\$ 6,300
Emergency Services Grants (EA).....	308,700	309,680	335,700
911 FUND TOTAL.....	\$ 315,000	\$ 316,000	\$ 342,000
DEPARTMENT TOTAL - ALL FUNDS			
GENERAL FUND.....	\$ 23,020	\$ 16,879	\$ 17,284
MOTOR LICENSE FUND.....	0	0	0
LOTTERY FUND.....	0	0	0
FEDERAL FUNDS.....	176,362	219,042	159,892
AUGMENTATIONS.....	1,146	1,145	1,145
RESTRICTED.....	2,360	3,679	3,681
OTHER FUNDS.....	364,873	369,300	395,300
TOTAL ALL FUNDS.....	\$ 567,761	\$ 610,045	\$ 577,302

^a Includes recommended supplemental appropriation of \$600,000.

Program Funding Summary

(Dollar Amounts in Thousands)

	2018-19 Actual	2019-20 Available	2020-21 Budget	2021-22 Estimated	2022-23 Estimated	2023-24 Estimated	2024-25 Estimated
EMERGENCY MANAGEMENT							
GENERAL FUND.....	\$ 20,244	\$ 13,771	\$ 13,908	\$ 11,899	\$ 11,899	\$ 11,899	\$ 11,899
MOTOR LICENSE FUND.....	0	0	0	0	0	0	0
LOTTERY FUND.....	0	0	0	0	0	0	0
FEDERAL FUNDS.....	175,820	217,900	158,900	158,900	158,900	158,900	158,900
AUGMENTATIONS.....	91	90	90	0	0	0	0
RESTRICTED.....	2,292	2,375	2,460	2,460	2,460	2,460	2,460
OTHER FUNDS.....	317,650	318,550	344,550	344,550	344,550	344,550	344,550
SUBCATEGORY TOTAL.....	\$ 516,097	\$ 552,686	\$ 519,908	\$ 517,809	\$ 517,809	\$ 517,809	\$ 517,809
FIRE PREVENTION AND SAFETY							
GENERAL FUND.....	\$ 2,776	\$ 3,108	\$ 3,376	\$ 3,376	\$ 3,376	\$ 3,376	\$ 3,376
MOTOR LICENSE FUND.....	0	0	0	0	0	0	0
LOTTERY FUND.....	0	0	0	0	0	0	0
FEDERAL FUNDS.....	542	542	392	392	392	392	392
AUGMENTATIONS.....	1,055	1,055	1,055	1,050	1,050	1,050	1,050
RESTRICTED.....	68	1,304	1,221	1,221	1,221	1,221	1,221
OTHER FUNDS.....	47,223	50,750	50,750	50,750	50,750	50,750	50,750
SUBCATEGORY TOTAL.....	\$ 51,664	\$ 56,759	\$ 56,794	\$ 56,789	\$ 56,789	\$ 56,789	\$ 56,789
ALL PROGRAMS:							
GENERAL FUND.....	\$ 23,020	\$ 16,879	\$ 17,284	\$ 15,275	\$ 15,275	\$ 15,275	\$ 15,275
MOTOR LICENSE FUND.....	0	0	0	0	0	0	0
LOTTERY FUND.....	0	0	0	0	0	0	0
FEDERAL FUNDS.....	176,362	218,442	159,292	159,292	159,292	159,292	159,292
AUGMENTATIONS.....	1,146	1,145	1,145	1,050	1,050	1,050	1,050
RESTRICTED.....	2,360	3,679	3,681	3,681	3,681	3,681	3,681
OTHER FUNDS.....	364,873	369,300	395,300	395,300	395,300	395,300	395,300
DEPARTMENT TOTAL.....	\$ 567,761	\$ 609,445	\$ 576,702	\$ 574,598	\$ 574,598	\$ 574,598	\$ 574,598

Program: Emergency Management

Goal: To develop and maintain a statewide emergency preparedness and response program capable of immediate and effective action and rapid organizational expansion in the event of natural, technological or other human-made disasters.

The [Pennsylvania Emergency Management Agency \(PEMA\)](#) was created in 1951 to address civil defense-related [public planning](#) and preparedness. Since then, PEMA's responsibilities have evolved, and the agency's mission has grown into that of a statewide all-hazards emergency management agency. The agency's mission is accomplished through systematic preparation for threats that pose the greatest risk to the safety and security of the commonwealth, including natural and human-made disasters, pandemics, and acts of terrorism. PEMA has adopted the "[Whole Community](#)" approach to emergency management, which recognizes that it takes all aspects of a community to effectively prepare for, protect against, respond to, recover from, and mitigate against any disaster. At its core is a multi-agency coordination and training program, which develops and maintains a statewide emergency force composed of state, county, and local units that are jointly capable of prompt and effective action to protect life and property; alleviate human suffering and hardship resulting from natural and human-made disasters; and deploy rapidly when required. PEMA is primarily the lead commonwealth agency for establishing, developing, and maintaining planning, preparedness, and response coordination programs to promote the health, safety, and welfare of the general public, emergency responders, and public officials, from actual or potential natural or human caused disasters in the commonwealth.

PEMA's responsibilities include programs concerning prison and community safety; initiatives related to [9-1-1 technology](#), operation and policy, [statewide chemical and nuclear power safety](#), hazardous materials transportation, and individual emergency preparedness. PEMA also assists local governments with [hazard assessments](#), [emergency planning](#), warning systems and emergency communications, county [hazard mitigation plans](#), and

ongoing training programs to help them maintain their readiness. The Commonwealth's Watch and Warning Center is maintained and operated by PEMA and serves as the 24/7 monitoring and emergency alerting hub for all-hazards incidents and events throughout the commonwealth.

Generally, PEMA is responsible to direct and coordinate all available commonwealth resources and state agency responses; to support county and local governments in the areas of emergency management, disaster mitigation, preparedness, planning; and response to, recovery from, and mitigation of impacts from all-hazards emergencies. In addition, PEMA provides advice and assistance to the governor related to all emergent situations, up to and including issuance and implementation of a Governor's Proclamation of Disaster Emergency and request to the President for a major disaster declaration. In addition, PEMA is the Commonwealth's point of contact to the Federal Emergency Management Agency regarding federal-state business. PEMA also acts as the federally designated state administrative agency and is responsible for managing congressionally mandated and first responder preparedness support programs.

Additionally, PEMA coordinates mass [search and rescue](#) capabilities for response to certain types of disasters. Regional rapid assessment teams are trained to provide assessment of needs in disaster areas. The agency coordinates the nine regional task forces, which are integral in ensuring the preparedness of counties by coordinating planning, training, and exercising at the regional level across multiple agencies, organizations, and disciplines.

PEMA is also responsible for carrying out the provisions of the [Pennsylvania 9-1-1 Act](#), the decision-making aspects of NG9-1-1 development, ensuring compliance with legislative policy and supporting plans and procedures, collaboration among stakeholders and informing the public about relevant aspects of 9-1-1.

Program Recommendations:

This budget recommends the following changes: (Dollar Amounts in Thousands)

\$	387	General Government Operations —to continue current program.
\$	-250	Search and Rescue —program elimination.

Emergency Management Agency

Program: Emergency Management (continued)

Appropriations within this Program:

(Dollar Amounts in Thousands)

	2018-19 Actual	2019-20 Available	2020-21 Budget	2021-22 Estimated	2022-23 Estimated	2023-24 Estimated	2024-25 Estimated
GENERAL FUND:							
General Government Operations	\$ 13,494	\$ 13,521	\$ 13,908	\$ 11,899	\$ 11,899	\$ 11,899	\$ 11,899
Disaster Relief	5,500	0	0	0	0	0	0
Hazard Mitigation.....	1,000	0	0	0	0	0	0
Search and Rescue.....	250	250	0	0	0	0	0
TOTAL GENERAL FUND	\$ 20,244	\$ 13,771	\$ 13,908	\$ 11,899	\$ 11,899	\$ 11,899	\$ 11,899

Program Measures:

	2014-15 Actual	2015-16 Actual	2016-17 Actual	2017-18 Actual	2018-19 Actual	2019-20 Estimated	2020-21 Estimated
Provide support to local leaders in the five mission areas of prevention, protection, mitigation, response, and recovery.							
State and local emergency management personnel trained.....	4,163	3,447	3,850	2,683	3,202	3,500	3,500
Improve the preparedness and response capabilities of individuals and communities to all hazards.							
Percentage of residents prepared for a disaster	55%	65%	57%	65%	75%	75%	80%
Percentage of counties receiving outreach materials or CERT training from PEMA	55%	65%	70%	75%	80%	80%	80%
Streamline the delivery and investment of homeland security and emergency management funding.							
State and federal emergency management grant funds disbursed (in thousands)	\$71,000	\$53,631	\$45,827	\$70,530	\$78,042	\$70,000	\$70,000

Program: Fire Prevention and Safety

Goal: To minimize the loss of life and property due to fire by developing and maintaining statewide municipal fire and emergency service capability and to promote citizen awareness to support community fire prevention and control efforts.

The State Fire Commissioner (SFC) oversees the development and operation of the State Fire Academy, the [Volunteer Loan Assistance Program](#) (VLAP), the Fire Company and Emergency Medical Services Grant Program (FCEMSGP), the [Pennsylvania Fire Information Reporting System \(PennFIRS\)](#), [Marcellus Shale and Alternative Energy Response Training](#), a variety of public education and information programs, and the administration of the Firefighters' Memorial Flags Program. The commissioner is also responsible for coordinating federal, state and private fire safety funds; assisting state agencies in the development of plans related to fire safety; reviewing existing or proposed rules and regulations affecting the safety of commonwealth citizens; and providing a cost-effective fire-loss management system for the commonwealth.

The [State Fire Academy](#) in Lewistown, is the catalyst for the delivery of training and certification to the commonwealth's fire and emergency response community. The [Local Level Training program](#), a unique system involving the academy, community colleges, and county and local training facilities and organizations, provides a comprehensive curriculum of basic and mid-level fire, rescue, hazardous material, officer development and fire department management courses deliverable to firefighters through county and local fire departments.

The academy's training facilities and staff support the Resident Training programs offering mid-level,

advanced and specialty training in fire, rescue, hazardous material and officer development courses aimed at providing professional development opportunities for the commonwealth's fire service, state accredited instructors and employees from other state agencies. Programs of interest and concern are made available to the emergency services providers through the academy's "[Academy on the Road](#)" program.

[VLAP](#) provides assistance to the volunteer fire fighting, ambulance and rescue community in the form of low-interest loans for the purpose of establishing or modernizing facilities to house apparatus and equipment; purchasing new or rehabilitating old apparatus; and purchasing protective, communications and accessory equipment.

The [Fire Company and Emergency Medical Services Grant](#) program annually receives transfers of \$25 million from the State Gaming Fund and \$5 million from the Property Tax Relief Fund for the grants program to provide approximately 2,400 grants annually to all fire companies and EMS companies to assist in maintaining or improving capability to provide fire, ambulance and rescue services.

The office is responsible for providing a flag to honor firefighters who have died in the line of duty. The office provides assistance to fire departments and surviving relatives immediately following such deaths.

Program Recommendations:

This budget recommends the following changes: (Dollar Amounts in Thousands)

State Fire Commissioner
\$ 268 —to continue current program.

All other appropriations are recommended at the current year funding levels.

Appropriations within this Program:

(Dollar Amounts in Thousands)

	2018-19 Actual	2019-20 Available	2020-21 Budget	2021-22 Estimated	2022-23 Estimated	2023-24 Estimated	2024-25 Estimated
GENERAL FUND:							
State Fire Commissioner	\$ 2,616	\$ 2,848	\$ 3,116	\$ 3,116	\$ 3,116	\$ 3,116	\$ 3,116
Firefighters Memorial Flags	10	10	10	10	10	10	10
Red Cross Extended Care Program	150	250	250	250	250	250	250
TOTAL GENERAL FUND	\$ 2,776	\$ 3,108	\$ 3,376	\$ 3,376	\$ 3,376	\$ 3,376	\$ 3,376

Emergency Management Agency

Program: Fire Prevention and Safety (continued)

Program Measures:	2014-15 Actual	2015-16 Actual	2016-17 Actual	2017-18 Actual	2018-19 Actual	2019-20 Estimated	2020-21 Estimated
Improve fire department effectiveness and service delivery, and promote and enhance the safety of first responders through participation in firefighter certification programs and training opportunities.							
Emergency Preparedness and Response							
State Fire Academy entry-level training graduates	8,120	8,305	8,350	8,296	8,117	8,400	8,400
Individuals nationally certified at Firefighter I or higher at the State Fire Academy Certification Program.....	3,700	3,648	3,310	3,586	2,916	3,000	3,000
Percent of fire departments reporting incidents to the PA Fire Information Reporting System.....	58%	69%	75%	82%	85%	86%	87%
Volunteer company loans approved (in thousands).....	\$9,484	\$16,003	\$10,387	\$9,294	\$10,842	\$12,000	\$12,000
Fire departments participating in Fire Department Recognition Program.....	535	506	554	388	265	300	325



DEPARTMENT OF ENVIRONMENTAL PROTECTION

The mission of the Department of Environmental Protection is to protect Pennsylvania's air, land and water from pollution and to provide for the health and safety of its citizens through a cleaner environment. The department will work as partners with individuals, organizations, governments and businesses to prevent pollution and restore our natural resources.

Programs and Goals

Environmental Support Services: *To provide administrative and technical support for the commonwealth's environmental protection programs.*

Environmental Protection and Management: *To protect Pennsylvania's air, land, and water from pollution and to provide for the health and safety of its citizens through a cleaner environment. This responsibility is met by enforcing clean air and water standards, managing land protection activities and ensuring waste is handled properly, ensuring safe and healthy communities, and promoting sustainable energy.*

Summary by Fund and Appropriation

(Dollar Amounts in Thousands)

GENERAL FUND:

General Government:

	2018-19 ACTUAL	2019-20 AVAILABLE	2020-21 BUDGET
General Government Operations.....	\$ 17,143	\$ 13,469	\$ 16,668
(A)Transfer in for Environmental Programs.....	0	13,156 ^a	0
(A)Reimbursement - EDP Services.....	9,075	9,942	10,515
Subtotal.....	<u>\$ 26,218</u>	<u>\$ 36,567</u>	<u>\$ 27,183</u>

Environmental Hearing Board.....	2,490	2,574	2,673
Subtotal.....	<u>\$ 2,490</u>	<u>\$ 2,574</u>	<u>\$ 2,673</u>

Environmental Program Management.....	30,932	28,420	35,504
(F)Coastal Zone Management.....	4,700	4,700	4,700
(F)Construction Management Assistance Grants - Administration.....	1,400	1,400	1,400
(F)Storm Water Permitting Initiative.....	2,300	2,300	2,300
(F)Safe Drinking Water Act - Management.....	5,500	5,500	5,500
(F)Water Pollution Control Grants - Management.....	5,500	5,500	5,500
(F)Air Pollution Control Grants - Management.....	3,200	3,200	3,200
(F)Surface Mine Conservation - Management.....	6,500	6,500	6,500
(F)Wetland Protection Fund.....	840	840	840
(F)Diagnostic X-Ray Equipment Testing.....	550	550	550
(F)Water Quality Outreach Operator Training.....	200	200	200
(F)Water Quality Management Planning Grants.....	1,150	1,150	1,150
(F)Small Operators Assistance.....	300	300	300
(F)Wellhead Protection Fund.....	250	250	250
(F)Indoor Radon Abatement.....	700	700	700
(F)Non-Point Source Implementation.....	14,800	14,800	14,800
(F)Hydroelectric Power Conservation Fund.....	51	51	51
(F)Survey Studies.....	5,000	5,000	5,000
(F)National Dam Safety.....	300	1,500	1,500
(F)Training Reimbursement for Small Systems.....	3,500	3,500	3,500
(F)State Energy Program.....	15,000	15,000	15,000
(F)Pollution Prevention.....	800	800	800
(F)Energy & Environmental Opportunities.....	1,200	1,200	1,200
(F)Surface Mine Conservation.....	680	680	680
(F)Multipurpose Grants to States and Tribes.....	600	600	600
(F)Abandoned Mine Reclamation (EA).....	77,000	100,000	100,000
(F)Homeland Security Initiative (EA).....	1,000	1,000	1,000
(A)Transfer in for Environmental Programs.....	0	4,193 ^a	0
(A)Payments - Department Services.....	90	1,176	1,176
(A)Safe Drinking Water Administration.....	366	300	300
(A)Water Pollution Control Administration.....	249	200	200
(A)PA DOT ISTEPA Program.....	0	25	25
(A)Vehicle Sales - EPM.....	3	5	5
(R)Sewage Facilities Program Administration (EA).....	462	607	607
(R)Used Tire Pile Remediation (EA).....	0	403	3
Subtotal.....	<u>\$ 185,123</u>	<u>\$ 212,550</u>	<u>\$ 215,041</u>

Chesapeake Bay Agricultural Source Abatement.....	2,670	0 ^b	3,974
(F)Chesapeake Bay Pollution Abatement.....	12,700	15,000	15,000
Subtotal.....	<u>\$ 15,370</u>	<u>\$ 15,000</u>	<u>\$ 18,974</u>

Environmental Protection Operations.....	93,190	84,523	101,520
(F)EPA Planning Grant - Administration.....	8,400	8,400	8,400
(F)Water Pollution Control Grants.....	8,900	8,900	8,900
(F)Air Pollution Control Grants.....	5,010	5,010	5,010
(F)Surface Mine Control and Reclamation.....	11,344	12,344	12,344
(F)Training & Education of Underground Coal Miners.....	1,700	1,700	1,700
(F)Construction Management Assistance Grants.....	350	350	350
(F)Safe Drinking Water.....	5,700	5,700	5,700
(F)Oil Pollution Spills Removal.....	1,000	1,000	1,000
(F)Technical Assistance to Small Systems (EA).....	1,000	1,750	1,750
(F)Assistance to State Programs (EA).....	6,800	7,000	7,000
(F)Local Assistance and Source Water Protection (EA).....	7,500	8,500	8,500

Summary by Fund and Appropriation

(Dollar Amounts in Thousands)

	2018-19 ACTUAL	2019-20 AVAILABLE	2020-21 BUDGET
(F)Great Lakes Restoration (EA).....	0	1	0
(A)Transfer in for Environmental Programs.....	0	11,446 a	0
(A)Reimbursement - Laboratory Services.....	10,259	11,071	11,764
(A)Lab Accreditation.....	2,043	2,040	1,950
(A)Reimbursement - Department Services.....	2,736	5,297	5,297
(A)PADOT ISTEPA Program.....	1,096	1,000	1,000
(A)Clean Air Administration.....	2,181	3,860	3,860
(A)Solid Waste Abatement.....	285	500	500
(A)Safe Drinking Water Administration.....	603	450	450
(A)Safe Drinking Water Account Administration.....	103	180	180
(A)Water Pollution Control Administration.....	139	86	86
(A)Vehicle Sales - EPO.....	171	100	100
Subtotal.....	\$ 170,510	\$ 181,208	\$ 187,361
Black Fly Control and Research.....	3,357	3,357	3,357
(A)County Contributions.....	961	875	750
Subtotal.....	\$ 4,318	\$ 4,232	\$ 4,107
West Nile Virus and Zika Virus Control.....	5,378	5,378	5,643
(F)Zika Vector Control Response (EA).....	31	68	6
(A)Tick and Lyme Testing.....	246	168	740
Subtotal.....	\$ 5,655	\$ 5,614	\$ 6,389
(R)Safe Drinking Water Account.....	1,929	7,789	7,954
(R)Radiation Protection Fund.....	11,975	15,119	14,936
(R)Clean Water Fund.....	23,444	25,184 c	20,604
(R)Solid Waste Abatement Fund.....	2,760	3,761	3,471
(R)Well Plugging Account.....	21,259	25,047	24,919
(R)Abandoned Well Plugging.....	663	2,485	2,485
(R)Orphan Well Plugging.....	0	560	245
(R)Alternative Fuels.....	6,157	8,742	8,795
(R)Industrial Land Recycling.....	257	343	352
(R)Waste Transportation Safety Account.....	1,254	2,950	2,858
(R)Electronics Material Recycling Account.....	382	443	448
Subtotal - State Funds.....	\$ 155,160	\$ 137,721	\$ 169,339
Subtotal - Federal Funds.....	223,456	252,944	252,881
Subtotal - Augmentations.....	30,606	66,070	38,898
Subtotal - Restricted Revenues.....	70,542	93,433	87,677
Total - General Government.....	\$ 479,764	\$ 550,168	\$ 548,795
Grants and Subsidies:			
Delaware River Master.....	\$ 38	\$ 0 b	\$ 151
Susquehanna River Basin Commission.....	237	0 b	760
Interstate Commission on the Potomac River.....	23	0 b	51
Delaware River Basin Commission.....	217	0 b	1,048
Ohio River Valley Water Sanitation Commission.....	68	0 b	180
Chesapeake Bay Commission.....	275	0 b	300
Transfer to Conservation District Fund.....	2,506	0 b	2,506
Interstate Mining Commission.....	15	0 b	15
Total - Grants and Subsidies.....	\$ 3,379	\$ 0	\$ 5,011
STATE FUNDS.....	\$ 158,539	\$ 137,721	\$ 174,350
FEDERAL FUNDS.....	223,456	252,944	252,881
AUGMENTATIONS.....	30,606	66,070	38,898
RESTRICTED REVENUES.....	70,542	93,433	87,677
GENERAL FUND TOTAL.....	\$ 483,143	\$ 550,168	\$ 553,806

Summary by Fund and Appropriation

(Dollar Amounts in Thousands)

	2018-19 ACTUAL	2019-20 AVAILABLE	2020-21 BUDGET
OTHER FUNDS:			
ACID MINE DRAINAGE ABATEMENT AND TREATMENT FUND:			
(F) Acid Mine Drainage Abatement and Treatment (EA).....	\$ 18,191	\$ 29,898	\$ 38,970
CLEAN AIR FUND:			
Major Emission Facilities (EA).....	\$ 17,878	\$ 18,539	\$ 18,725
Mobile and Area Facilities (EA).....	9,369	9,535	9,412
CLEAN AIR FUND TOTAL.....	\$ 27,247	\$ 28,074	\$ 28,137
COAL AND CLAY MINE SUBSIDENCE INSURANCE FUND:			
General Operations (EA).....	\$ 3,866	\$ 4,227	\$ 4,574
Payment of Claims (EA).....	2,040	2,040	2,040
COAL AND CLAY MINE SUBSIDENCE INSURANCE FUND TOTAL.....	\$ 5,906	\$ 6,267	\$ 6,614
COAL LANDS IMPROVEMENT FUND:			
Coal Lands Restoration (EA).....	\$ 589	\$ 515	\$ 190
CONSERVATION DISTRICT FUND:			
Conservation District Grants (EA).....	\$ 4,514	\$ 4,542	\$ 4,593
ENERGY DEVELOPMENT FUND:			
Energy Development - Administration (EA).....	\$ 172	\$ 190	\$ 135
Energy Development Loans/Grants (EA).....	0	1,000	0
ENERGY DEVELOPMENT FUND TOTAL.....	\$ 172	\$ 1,190	\$ 135
ENVIRONMENTAL EDUCATION FUND:			
General Operations (EA).....	\$ 857	\$ 685	\$ 735
ENVIRONMENTAL STEWARDSHIP FUND:			
General Government Operations.....	\$ 0	\$ 0 ^d	\$ 0
Environmental Program Management.....	0	0 ^d	0
Chesapeake Bay Agricultural Source Abatement.....	0	0 ^d	0
Environmental Protection Operations.....	0	0 ^d	0
Delaware River Master.....	0	0 ^d	0
Susquehanna River Basin Commission.....	0	0 ^d	0
Interstate Commission on the Potomac River.....	0	0 ^d	0
Delaware River Basin Commission.....	0	0 ^d	0
Ohio River Valley Water Sanitation Commission.....	0	0 ^d	0
Interstate Mining Commission.....	0	0 ^d	0
Chesapeake Bay Commission.....	0	0 ^d	0
Transfer to Conservation District Fund.....	0	0 ^d	0
Watershed Protection and Restoration (EA).....	31,254	32,861 ^e	34,816
ENVIRONMENTAL STEWARDSHIP FUND TOTAL.....	\$ 31,254	\$ 32,861	\$ 34,816
HAZARDOUS SITES CLEANUP FUND:			
General Operations (EA).....	\$ 20,687	\$ 24,400	\$ 24,888
Hazardous Sites Cleanup (EA).....	23,062	26,995	27,535
Host Municipality Grants (EA).....	4	25	25
Small Business Pollution Prevention (EA).....	952	1,000	1,000
Transfer to Industrial Sites Cleanup Fund (EA).....	2,000	3,000	2,000
Trnsfer to Industrial Sites Environmental Assessment Fd (EA).....	2,000	0	0
Transfer to Household Hazardous Waste Account (EA).....	1,000	1,000	1,000
HAZARDOUS SITES CLEANUP FUND TOTAL.....	\$ 49,705	\$ 56,420	\$ 56,448
MINE SAFETY FUND:			
General Operations (EA).....	\$ 1	\$ 56	\$ 30
NON-COAL SURFACE MINING CONSERVATION & RECLAMATION FUND:			
General Operations (EA).....	\$ 3,885	\$ 4,074	\$ 4,213
NUTRIENT MANAGEMENT FUND:			
Education, Research and Technical Assistance (EA).....	\$ 1,991	\$ 2,148	\$ 2,073

Summary by Fund and Appropriation

(Dollar Amounts in Thousands)

	2018-19 ACTUAL	2019-20 AVAILABLE	2020-21 BUDGET
RECYCLING FUND:			
General Government Operations.....	\$ 0	\$ 0 ^d	\$ 0
Environmental Program Management.....	0	0 ^d	0
Environmental Protection Operations.....	0	0 ^d	0
Recycling Coordinator Reimbursement (EA).....	1,600	2,000	1,600
Reimbursement for Municipal Inspection (EA).....	264	400	400
Reimburse-Host Municipality Permit Applications Review (EA).....	10	20	10
Administration of Recycling Program (EA).....	1,122	1,264	1,339
County Planning Grants (EA).....	960	2,000	1,750
Municipal Recycling Grants (EA).....	23,000	29,600	30,000
Municipal Recycling Performance Program (EA).....	19,500	20,500	21,500
Public Education/Technical Assistance (EA).....	3,754	4,550	6,282
RECYCLING FUND TOTAL.....	\$ 50,210	\$ 60,334	\$ 62,881
REMINING FINANCIAL ASSURANCE FUND:			
Remining Financial Assurance (EA).....	\$ 200	\$ 341	\$ 400
STORAGE TANK FUND:			
General Operations (EA).....	\$ 4,484	\$ 3,563	\$ 3,673
(F)Underground Storage Tanks (EA).....	1,750	1,750	1,750
(F)Leaking Underground Storage Tanks (EA).....	2,990	2,990	2,990
(A)Investment/Closing Cost Reimbursement.....	5,195	7,000	7,000
STORAGE TANK FUND TOTAL.....	\$ 14,419	\$ 15,303	\$ 15,413
SURFACE MINING CONSERVATION & RECLAMATION FUND:			
General Operations (EA).....	\$ 6,830	\$ 5,860	\$ 6,052
UNCONVENTIONAL GAS WELL FUND:			
Transfer to Well Plugging Account (EA).....	\$ 6,000	\$ 6,000	\$ 6,000
UNDERGROUND STORAGE TANK INDEMNIFICATION FUND:			
Environmental Cleanup Program (EA).....	\$ 5,296	\$ 5,296	\$ 3,717
Pollution Prevention Program (EA).....	21	100	100
UNDERGROUND STORAGE TANK INDEMNIFICATION FUND TOTAL.....	\$ 5,317	\$ 5,396	\$ 3,817
DEPARTMENT TOTAL - ALL FUNDS			
GENERAL FUND.....	\$ 158,539	\$ 137,721	\$ 174,350
MOTOR LICENSE FUND.....	0	0	0
LOTTERY FUND.....	0	0	0
FEDERAL FUNDS.....	223,456	252,944	252,881
AUGMENTATIONS.....	30,606	66,070	38,898
RESTRICTED.....	70,542	93,433	87,677
OTHER FUNDS.....	227,288	259,964	271,517
TOTAL ALL FUNDS.....	\$ 710,431	\$ 810,132	\$ 825,323

^a Includes special fund transfers to support agency operations.

^b Originally appropriated within the Environmental Stewardship Fund and will now be funded through special fund transfers to General Government Operations.

^c Includes \$4,800,000 in special fund transfers to support agency operations.

^d Appropriation will be lapsed.

^e Reflects estimated executive authorization increase.

Program Funding Summary

(Dollar Amounts in Thousands)

	2018-19 Actual	2019-20 Available	2020-21 Budget	2021-22 Estimated	2022-23 Estimated	2023-24 Estimated	2024-25 Estimated
ENVIRONMENTAL SUPPORT SERVICES							
GENERAL FUND.....	\$ 19,633	\$ 16,043	\$ 19,341	\$ 19,341	\$ 19,341	\$ 19,341	\$ 19,341
MOTOR LICENSE FUND.....	0	0	0	0	0	0	0
LOTTERY FUND.....	0	0	0	0	0	0	0
FEDERAL FUNDS.....	0	0	0	0	0	0	0
AUGMENTATIONS.....	9,075	23,098	10,515	10,515	10,515	10,515	10,515
RESTRICTED.....	0	0	0	0	0	0	0
OTHER FUNDS.....	0	0	0	0	0	0	0
SUBCATEGORY TOTAL.....	\$ 28,708	\$ 39,141	\$ 29,856	\$ 29,856	\$ 29,856	\$ 29,856	\$ 29,856
ENVIRONMENTAL PROTECTION AND MANAGEMENT							
GENERAL FUND.....	\$ 138,906	\$ 121,678	\$ 155,009	\$ 156,987	\$ 156,987	\$ 156,987	\$ 156,987
MOTOR LICENSE FUND.....	0	0	0	0	0	0	0
LOTTERY FUND.....	0	0	0	0	0	0	0
FEDERAL FUNDS.....	223,456	252,944	252,881	252,881	252,881	252,881	252,881
AUGMENTATIONS.....	21,531	42,972	28,383	28,383	28,383	28,383	28,383
RESTRICTED.....	70,542	93,433	87,677	87,677	87,677	87,677	87,677
OTHER FUNDS.....	227,288	259,964	271,517	237,816	240,267	237,226	230,578
SUBCATEGORY TOTAL.....	\$ 681,723	\$ 770,991	\$ 795,467	\$ 763,744	\$ 766,195	\$ 763,154	\$ 756,506
ALL PROGRAMS:							
GENERAL FUND.....	\$ 158,539	\$ 137,721	\$ 174,350	\$ 176,328	\$ 176,328	\$ 176,328	\$ 176,328
MOTOR LICENSE FUND.....	0	0	0	0	0	0	0
LOTTERY FUND.....	0	0	0	0	0	0	0
FEDERAL FUNDS.....	223,456	252,944	252,881	252,881	252,881	252,881	252,881
AUGMENTATIONS.....	30,606	66,070	38,898	38,898	38,898	38,898	38,898
RESTRICTED.....	70,542	93,433	87,677	87,677	87,677	87,677	87,677
OTHER FUNDS.....	227,288	259,964	271,517	237,816	240,267	237,226	230,578
DEPARTMENT TOTAL.....	\$ 710,431	\$ 810,132	\$ 825,323	\$ 793,600	\$ 796,051	\$ 793,010	\$ 786,362

Program: Environmental Support Services

Goal: To provide administrative and technical support for the commonwealth's environmental protection programs.

This program provides for the administrative and technical systems that direct and support the Department of Environmental Protection's (DEP) programs. It includes the executive and administrative offices, the [Office of Chief Counsel](#), information and data processing systems, the [Citizens Advisory Council](#), and the [Environmental Quality Board](#).

The Conservation and Environment Information Technology Delivery Center focuses on reducing and ending paper-driven processes by developing program-specific, custom applications for permitting and inspections. DEP also utilizes off-the-shelf solutions to centralize data and make it accessible to both internal and external stakeholders.

DEP partners with other commonwealth agencies in the adoption of reusable technologies, including partnerships with the Pennsylvania Department of Community and Economic Development on digitizing the grants systems, and with the Pennsylvania Department of Transportation on developing e-inspections applications.

The Environmental Hearing Board's purpose is to safeguard the environmental rights of Pennsylvania's citizens through appeals of actions taken or instituted by DEP and/or the private sector. It is included here for presentation purposes.

Program Recommendations:

This budget recommends the following changes: (Dollar Amounts in Thousands)

<p>General Government Operations</p> <p>\$ 1,389 —to continue current program.</p> <p>1,810 —to restore funding previously appropriated within the Environmental Stewardship Fund and the Recycling Fund.</p> <hr/> <p>\$ 3,199 <i>Appropriation Increase</i></p>	<p>Environmental Hearing Board</p> <p>\$ 99 —to continue current program.</p>
--	--

Appropriations within this Program:

(Dollar Amounts in Thousands)

	2018-19 Actual	2019-20 Available	2020-21 Budget	2021-22 Estimated	2022-23 Estimated	2023-24 Estimated	2024-25 Estimated
GENERAL FUND:							
General Government Operations	\$ 17,143	\$ 13,469	\$ 16,668	\$ 16,668	\$ 16,668	\$ 16,668	\$ 16,668
Environmental Hearing Board	2,490	2,574	2,673	2,673	2,673	2,673	2,673
TOTAL GENERAL FUND	\$ 19,633	\$ 16,043	\$ 19,341	\$ 19,341	\$ 19,341	\$ 19,341	\$ 19,341

Program Measures:

	2014-15 Actual	2015-16 Actual	2016-17 Actual	2017-18 Actual	2018-19 Actual	2019-20 Estimated	2020-21 Estimated
--	-------------------	-------------------	-------------------	-------------------	-------------------	----------------------	----------------------

Eliminate the historical permit application backlog (pending before June 30, 2017) by December 31, 2021.

Number of permit applications prior to June 30, 2017 still pending.....	N/A	N/A	8,715	1,110	604	0	0
---	-----	-----	-------	-------	-----	---	---

Meet or exceed Permit Decision Guarantee timeframes. Close 100% of permit reviews on time by December 31, 2023.

Percentage of permits processed on time (Active in Permit Decision Guarantee)	96%	94%	92%	94%	95%	96%	97%
Percentage of permits processed on time (Permit Decision Guarantee).....	88%	85%	81%	81%	90%	92%	94%

Environmental Protection

Program: Environmental Support Services (continued)

Program Measures: (continued)	2014-15 Actual	2015-16 Actual	2016-17 Actual	2017-18 Actual	2018-19 Actual	2019-20 Estimated	2020-21 Estimated
Update internal procedures for improvements to the permit review process. Re-evaluate 100% of permit review-related Standard Operating Procedures by June 30, 2023.							
Percentage of permit review Standard Operating Procedures (SOPs) re-evaluated for process improvements	38.7%	46.7%	72.0%	76.0%	82.7%	85.0%	90.0%
Respond to citizen complaints promptly. Average response time for all new complaints under 2 business days by June 30, 2023.							
Average response time for all new complaints (days)	14.6	11.2	8.8	6.3	6.7	5.0	4.0

Program: Environmental Protection and Management

Goal: To protect Pennsylvania's air, land, and water from pollution and to provide for the health and safety of its citizens through a cleaner environment. This responsibility is met by enforcing clean air and water standards, managing land protection activities and ensuring waste is handled properly, ensuring safe and healthy communities, and promoting sustainable energy.

This program focuses on achieving DEP's mission to protect Pennsylvania's air, land, and water from pollution and to provide for the health and safety of its citizens.

Permitting and inspection functions are fundamental to most of DEP's programs and regulatory oversight. The permit approval process occurs prior to an industrial activity (or during modification), and inspections occur as specified in regulations throughout the life of the permitted activity. Both permits and inspections cover almost every industry and are often a requirement to maintain primacy of certain federal programs.

Enforcing Clean Water Standards

DEP regulates nearly 9,000 public water systems serving 10.7 million Pennsylvanians and provides consultative services for the 700,000 private residential water supplies in the state. DEP carries out its duties and responsibilities through various [programs and activities](#) related to permitting, monitoring, compliance, enforcement, and technical assistance. DEP implements all aspects of the federal Safe Drinking Water Act, including [drinking water standards](#), source water protection, operator training and certification, and capability enhancement programs for public water systems to address technical, managerial, and financial issues.

DEP is responsible for monitoring and assessing Pennsylvania's 86,000 miles of streams and rivers as well as more than 109,000 acres of publicly owned lakes. DEP protects natural aquatic systems for public use by monitoring and assessing surface water quality, developing water quality standards, managing non-point sources of pollution, protecting coastal zone resources, and regulating mining and oil and gas development. Protection of these waters is carried out through permitting, inspection, and enforcement activities. DEP also inspects non-permitted entities and responds to spills and complaints where waters may be affected.

The departments of Agriculture, and Conservation and Natural Resources, with input from stakeholders, have developed Pennsylvania's [Chesapeake Bay Phase 3 Watershed Implementation Plan \(Phase 3 WIP\)](#). The main focus of the Phase 3 WIP is the development and implementation of Countywide Action Plans to address local planning goals for nutrient reduction, while achieving other local priority initiatives for environmental improvement. DEP also has the lead in working with the other state and federal

partners that comprise the Chesapeake Bay Program Partnership.

DEP provides support to [County Conservation Districts](#), which support the conservation and restoration of the commonwealth's water resources, and focuses efforts on technical assistance and compliance efforts to ensure that municipal sewage and storm water systems and agricultural operations are reducing nitrogen, phosphorous, and sediment discharges into local waterways.

Enforcing Clean Air Standards

DEP [protects](#) the environment and the health of Pennsylvanians from air pollution by achieving the goals of the federal Clean Air Act and the Pennsylvania Air Pollution Control Act by developing air quality regulations and the State Implementation Plan to address ground-level ozone, particulate matter, sulfur and nitrogen oxides, volatile organic compounds, lead, and hazardous air pollutants. DEP designs and maintains networks to monitor ambient air quality in Pennsylvania, performs meteorological tracking, and conducts air quality modeling studies to scientifically determine whether air quality goals are achieved. Due to the location of Pennsylvania in the populated northeast corridor, DEP implements regional haze and interstate ozone transport programs.

The administration's [methane reduction strategy](#) addresses methane and volatile organic compound emissions from the oil and gas sector. DEP has implemented new source permitting requirements and is working on rules for existing sources of emissions.

Managing Land Protection Activities

DEP encourages waste reduction, promotes recycling and reuse of waste products, and protects the public by providing for safe transportation, processing and disposal of municipal waste, residual waste, and hazardous waste. DEP also protects land resources by regulating above-ground and underground tanks that store petroleum and other hazardous substances.

DEP oversees the [Land Recycling Program](#) to encourage cleanup of contaminated, vacant, or otherwise underutilized properties and return them to productive use and administers the [Hazardous Sites Cleanup Program](#) to clean up threats to human health and the environment from toxic chemicals from abandoned sites or where there is no viable responsible person. The department is a key

Program: Environmental Protection and Management (continued)

member of the [PFAS Action Team](#) to address releases of Per- and Polyfluoroalkyl Substances (PFAS) to drinking water systems and to land.

Restoring and enhancing the quality of watersheds aligns several programs and agency objectives. DEP continues to work in partnerships to restore land impacted by legacy environmental issues and improve local water quality through the Land Recycling Program, the [Hazardous Sites Cleanup Program](#), and the [Abandoned Mine Land Program](#).

Ensuring Safe and Healthy Communities

DEP's [Office of Environmental Justice](#) works to ensure that all Pennsylvanians, especially those communities that have historically been disenfranchised, are fully involved in the decisions that affect their environment and that communities are not disproportionately burdened with environmental hazards.

DEP performs a range of licensing and inspection activities to protect residents from exposure to potentially dangerous levels of [radiation](#), such as registering radiation-producing equipment, licensing users of radioactive materials and inspecting facilities to ensure compliance.

DEP, in cooperation with state and county agencies, monitors mosquito populations, enacts [control measures](#) for the mosquitoes that may carry the West Nile Virus, and examines unknown vectors and reservoirs involved in the transmission of the virus.

DEP's emergency response personnel are available in the event of an immediate threat to public health, safety, or the environment. Staff are trained to respond to any incident or accident at Pennsylvania's nine operating nuclear power plants. While DEP's major focus is the response to spills to land and water, it also has significant

involvement with air pollution incidents (fires, or industrial or transportation-related releases) and leaking underground storage tanks.

DEP's [flood protection and stream improvement programs](#) protect lives and property through the construction of physical structures such as dams, levees, flood walls, channels, culverts, and bank stabilization works. DEP [regulates mining](#) with a goal to minimize impacts to the environment while providing a climate that encourages economic growth, as well as a safe and healthy work environment for miners.

DEP oversees the permitting, inspection, and compliance of conventional and unconventional [oil and gas](#) wells and the construction of pipelines in Pennsylvania. It also responds to complaints from the public regarding water supplies that might be affected by oil and gas operations. In addition, DEP oversees the plugging of wells that no longer serve their intended purpose.

DEP helps to improve the economic climate for firms to locate and expand in Pennsylvania through programs such as the [Small Business Assistance Program](#).

Promoting Sustainable Energy

[DEP's energy office](#) undertakes activities to plan, track, implement, and promote energy efficiency, such as advocating for the use of energy-efficient building codes and energy management systems, renewable energy and alternative fuels. The office is also involved with energy assurance and security, fuel resource and energy financial market issues. Energy office staff assist, educate, and encourage Pennsylvanians to advance conservation and efficient use of diverse energy resources to provide a healthier environment and greater energy security.

Program Recommendations:

This budget recommends the following changes: (Dollar Amounts in Thousands)

GENERAL FUND			
Environmental Program Management		Environmental Protection Operations	
\$ 2,891	—to continue current program.	\$ 4,051	—to continue current program.
4,193	—to restore funding previously appropriated within the Environmental Stewardship Fund and the Recycling Fund.	11,446	—to restore funding previously appropriated within the Environmental Stewardship Fund and the Recycling Fund.
		1,500	—Initiative-to increase resources for air quality activities.
\$ 7,084	<i>Appropriation Increase</i>	\$ 16,997	<i>Appropriation Increase</i>
Chesapeake Bay Agricultural Source Abatement		West Nile Virus and Zika Virus Control	
\$ 2,974	—to continue current program. Previously appropriated within the Environmental Stewardship Fund.	\$ 265	—to continue current program.
1,000	—Initiative-for implementation of the Phase 3 Chesapeake Bay Watershed Implementation Plan.	Delaware River Master	
\$ 3,974	<i>Appropriation Increase</i>	\$ 151	—to continue current program. Previously appropriated within the Environmental Stewardship Fund.

Environmental Protection

Program: Environmental Protection and Management (continued)

Program Recommendations: (continued)

This budget recommends the following changes: (Dollar Amounts in Thousands)

\$	760	Susquehanna River Basin Commission —to continue current program. Previously appropriated within the Environmental Stewardship Fund.	\$	300	Chesapeake Bay Commission —to continue current program. Previously appropriated within the Environmental Stewardship Fund.
\$	51	Interstate Commission on the Potomac River —to continue current program. Previously appropriated within the Environmental Stewardship Fund.	\$	2,506	Transfer to Conservation District Fund —to continue current program. Previously appropriated within the Environmental Stewardship Fund.
\$	1,048	Delaware River Basin Commission —to continue current program. Previously appropriated within the Environmental Stewardship Fund.	\$	15	Interstate Mining Commission —to continue current program. Previously appropriated within the Environmental Stewardship Fund.
\$	180	Ohio River Valley Water Sanitation Commission —to continue current program. Previously appropriated within the Environmental Stewardship Fund.	The Black Fly Control and Research Appropriation is recommended at the current year funding level.		

Appropriations within this Program:

(Dollar Amounts in Thousands)

	2018-19	2019-20	2020-21	2021-22	2022-23	2023-24	2024-25
	Actual	Available	Budget	Estimated	Estimated	Estimated	Estimated
GENERAL FUND:							
Environmental Program Management.....	\$ 30,932	\$ 28,420	\$ 35,504	\$ 35,504	\$ 35,504	\$ 35,504	\$ 35,504
Chesapeake Bay Agricultural Source							
Abatement.....	2,670	0	3,974	4,974	4,974	4,974	4,974
Environmental Protection Operations.....	93,190	84,523	101,520	102,498	102,498	102,498	102,498
Black Fly Control and Research.....	3,357	3,357	3,357	3,357	3,357	3,357	3,357
West Nile Virus and Zika Virus Control.....	5,378	5,378	5,643	5,643	5,643	5,643	5,643
Delaware River Master.....	38	0	151	151	151	151	151
Susquehanna River Basin Commission	237	0	760	760	760	760	760
Interstate Commission on the Potomac							
River.....	23	0	51	51	51	51	51
Delaware River Basin Commission	217	0	1,048	1,048	1,048	1,048	1,048
Ohio River Valley Water Sanitation							
Commission	68	0	180	180	180	180	180
Chesapeake Bay Commission	275	0	300	300	300	300	300
Transfer to Conservation District Fund.....	2,506	0	2,506	2,506	2,506	2,506	2,506
Interstate Mining Commission	15	0	15	15	15	15	15
TOTAL GENERAL FUND	\$ 138,906	\$ 121,678	\$ 155,009	\$ 156,987	\$ 156,987	\$ 156,987	\$ 156,987

Program Measures:

	2014-15	2015-16	2016-17	2017-18	2018-19	2019-20	2020-21
	Actual	Actual	Actual	Actual	Actual	Estimated	Estimated

Improve response to High Priority Air Quality violations. Increase the percentage of violations addressed within 180 days by 20% by June 30, 2021.

Percentage of High Priority AQ Violations addressed within 180 days.....	41.7%	31.0%	42.4%	38.7%	25.0%	52.0%	58.7%
--	-------	-------	-------	-------	-------	-------	-------

Improve the significant operational compliance rate of Above Ground Storage Tanks by 10% by January 1, 2023.

AST significant operational compliance rate	63.8%	59.7%	55.6%	53.6%	50.9%	51.4%	51.9%
---	-------	-------	-------	-------	-------	-------	-------

Eliminate health and safety hazards on abandoned mine lands. Reclaim 600 acres of abandoned mine lands every fiscal year.

Number of acres reclaimed through the Government Financed Construction Contract program.....	90	105	72	96	22	50	50
Cumulative acres of abandoned mineland (AML) reclaimed since inception of AML program in 1977	30,180	31,193	31,679	32,188	32,770	33,370	33,970

Environmental Protection

Program: Environmental Protection and Management (continued)

Program Measures: (continued)	2014-15 Actual	2015-16 Actual	2016-17 Actual	2017-18 Actual	2018-19 Actual	2019-20 Estimated	2020-21 Estimated
Increase the protection of citizens in active and abandoned mining areas. Increase the number of Mine Subsidence Insurance policies by 2% and the underwritten value of property by 5% by every fiscal year.							
Mine subsidence insurance policies - new.....	2,832	3,221	5,681	5,295	5,302	5,350	5,400
Mine subsidence insurance policies issued	58,011	58,137	60,526	62,441	62,500	63,700	64,500
Address legacy issues from oil and gas drilling. Plug 500 abandoned oil and gas wells by each fiscal year.							
Number of wells plugged	637	768	649	441	495	500	500
Ensure best practices for agricultural operations in the Chesapeake Bay Watershed. Inspect 10% of agricultural acreage within the Watershed every fiscal year.							
Percentage of the acreage of agricultural operations in the Chesapeake Bay Watershed inspected.....	N/A	N/A	12.7%	10.6%	10.3%	10.0%	10.0%
Ensure that the public's drinking water is safe. Conduct 90% of community water system sanitary surveys (full inspections) that are due during each fiscal year.							
Percentage of community water system inspections conducted on time	92%	85%	82%	77%	81%	80%	85%
Improve the state of the environment.							
Nuisance and Vector Control							
Acres treated for vector control.....	598,084	391,128	463,512	518,000	419,142	400,000	400,000
Safe Waste Management							
Tons of municipal solid waste recycled (in millions)	9.12	7.15	10.30	7.25	7.30	7.35	7.40
Protection of Air Quality							
Percentage of population in counties monitoring below the 2015 Ambient Ozone Standard	N/A	60%	64%	69%	56%	76%	83%
Protection of Water Quality							
Miles of impaired streams restored to attaining their designated use.....	N/A	319	N/A	93	N/A	50	N/A
Acres of stream buffers installed.....	1,862	499	1,311	398	1,500	1,500	1,500
Total number of treatment systems treating acid mine drainage	338	340	342	345	350	355	360
Restoration of Land							
Site cleanups completed under the Environmental Cleanup and Brownfields Voluntary Cleanup program	389	355	346	369	350	350	350
Safe Drinking Water							
Number of water samples tested for private well owners	2,458	2,091	2,295	2,922	3,000	3,000	3,000
Dam Safety							
Dam Emergency Action Plan compliance rate	92%	93%	94%	95%	96%	97%	98%
Department-wide Totals							
Percentage of violations resolved	95%	97%	91%	89%	85%	87%	88%
Percentage of sites in full compliance with environmental regulations.....	97.2%	97.1%	97.1%	97.1%	97.0%	97.0%	97.0%



STATE ETHICS COMMISSION

The mission of the [State Ethics Commission](#) is to promote public confidence in state and local government through its enforcement of the Ethics Act and related legislation.

The responsibilities of the commission include the investigation and adjudication of individuals engaging in conduct in violation of the Ethics Act as well as rendering advisory opinions to present or former public officials and public employees (or their appointing authorities) regarding such individuals' duties and responsibilities under the Ethics Act. The commission also annually publishes and enforces compliance with the filing of Statement of Financial Interests forms by public officials and public employees as required by the Ethics Act. The commission has promulgated regulations to aid in executing its duties and responsibilities under the Ethics Act.

In addition to the Pennsylvania Public Official and Employee Ethics Act, the commission also maintains duties and responsibilities under the Lobbying Disclosure Law, which includes issuing advisory rulings and enforcing the filing provisions. Further, the commission has been delegated responsibilities for the Pennsylvania Race Horse Development and Gaming Act, the Medical Marijuana Act and Act 114 of 2016 (Race Horse Industry Reform).

Programs and Goals

Executive Direction: *To strengthen the faith and confidence of the people in their elected and appointed public officials and public employees through enforcement of the Ethics Act and related legislation.*

Summary by Fund and Appropriation

(Dollar Amounts in Thousands)

2018-19 ACTUAL 2019-20 AVAILABLE 2020-21 BUDGET

GENERAL FUND:

General Government:

State Ethics Commission.....	\$	2,750	\$	3,015	\$	3,170

Program Funding Summary

(Dollar Amounts in Thousands)

	2018-19 Actual	2019-20 Available	2020-21 Budget	2021-22 Estimated	2022-23 Estimated	2023-24 Estimated	2024-25 Estimated
EXECUTIVE DIRECTION							
GENERAL FUND.....	\$ 2,750	\$ 3,015	\$ 3,170	\$ 3,170	\$ 3,170	\$ 3,170	\$ 3,170
MOTOR LICENSE FUND.....	0	0	0	0	0	0	0
LOTTERY FUND.....	0	0	0	0	0	0	0
FEDERAL FUNDS.....	0	0	0	0	0	0	0
AUGMENTATIONS.....	0	0	0	0	0	0	0
RESTRICTED.....	0	0	0	0	0	0	0
OTHER FUNDS.....	0	0	0	0	0	0	0
SUBCATEGORY TOTAL.....	\$ 2,750	\$ 3,015	\$ 3,170	\$ 3,170	\$ 3,170	\$ 3,170	\$ 3,170
ALL PROGRAMS:							
GENERAL FUND.....	\$ 2,750	\$ 3,015	\$ 3,170	\$ 3,170	\$ 3,170	\$ 3,170	\$ 3,170
MOTOR LICENSE FUND.....	0	0	0	0	0	0	0
LOTTERY FUND.....	0	0	0	0	0	0	0
FEDERAL FUNDS.....	0	0	0	0	0	0	0
AUGMENTATIONS.....	0	0	0	0	0	0	0
RESTRICTED.....	0	0	0	0	0	0	0
OTHER FUNDS.....	0	0	0	0	0	0	0
DEPARTMENT TOTAL.....	\$ 2,750	\$ 3,015	\$ 3,170	\$ 3,170	\$ 3,170	\$ 3,170	\$ 3,170

Program: Executive Direction

Goal: To strengthen the faith and confidence of the people in their elected and appointed public officials and public employees through enforcement of the Ethics Act and related legislation.

The [Pennsylvania State Ethics Commission](#) is an independent state agency charged with the responsibility of enforcing the [Public Official and Employee Ethics Act](#). The Ethics Act applies to public officials, public employees, as well as candidates and nominees for public office. The commission's responsibilities include the investigation and adjudication of violations of the Ethics Act as well as providing guidance to public officials and public employees regarding their duties and responsibilities under the Ethics Act through issuance of advisory opinions and educational seminars. Lastly, the commission is responsible for the enforcement of the filing and reporting of Statements of Financial Interests by all public officials and public employees.

In addition to those duties under the Ethics Act, the commission is also charged with responsibilities pursuant to the [Lobbying Disclosure Law](#), including enforcement of the reporting and registration provisions as well as the investigation of actions by lobbyists, principals and lobbying firms in violation of the law. Similar to its duties under the Ethics Act, the commission is also required to issue advisory opinions under the Lobbying Disclosure Law.

Pursuant to the [Pennsylvania Race Horse Development and Gaming Act](#), the commission is vested with responsibilities which include the biennial publication of lists setting forth those officials and positions subject to provisions of the Gaming Act and issuing determinations as to whether particular persons would be subject to various prohibitions under the Gaming Act.

The commission's duties under Act 16 of 2016, known as the [Medical Marijuana Act](#), are similar to its duties under the Gaming Act. The commission is charged with biennially publishing a list of officials and positions subject to provisions of the Medical Marijuana Act as well as the issuance of determinations as to whether particular persons would be subject to various restrictions under the Act.

Lastly, [Act 114 of 2016](#) assigned the commission the additional responsibility of publishing a list of all employment positions within the State Horse Racing Commission whose duties would subject those individuals to "revolving door/post-termination" restrictions as well as, upon request, making a determination as to whether individuals would be subject to the "revolving door/post-termination" restrictions.

Program Recommendations:

This budget recommends the following changes: (Dollar Amounts in Thousands)

\$ 155 **State Ethics Commission**
—to continue current program.

Appropriations within this Program:

(Dollar Amounts in Thousands)

	2018-19 Actual	2019-20 Available	2020-21 Budget	2021-22 Estimated	2022-23 Estimated	2023-24 Estimated	2024-25 Estimated
GENERAL FUND:							
State Ethics Commission.....	\$ 2,750	\$ 3,015	\$ 3,170	\$ 3,170	\$ 3,170	\$ 3,170	\$ 3,170



FISH AND BOAT COMMISSION

The mission of the Fish and Boat Commission is to protect, conserve and enhance the commonwealth's aquatic resources and provide fishing and boating opportunities.

Programs and Goals

Recreational Fishing and Boating: *To conserve aquatic resources including fish and wildlife populations, to provide recreational opportunities for fishing and boating on commonwealth waters and to promote safe recreational use of these aquatic resources.*

Fish and Boat Commission

Summary by Fund and Appropriation

	(Dollar Amounts in Thousands)		
	2018-19	2019-20	2020-21
	ACTUAL	AVAILABLE	BUDGET
OTHER FUNDS:			
BOAT FUND:			
General Operations (EA).....	\$ 14,040	\$ 14,040	\$ 18,794
(F)Miscellaneous Boat Grants (EA).....	4,014	5,365	4,590
(R)Improvement of Hazardous Dams.....	1,416	8,730	8,730
BOAT FUND TOTAL.....	\$ 19,470	\$ 28,135	\$ 32,114
FISH FUND:			
General Operations (EA).....	\$ 33,744	\$ 33,744	\$ 34,595
(F)Miscellaneous Fish Grants (EA).....	10,204	7,908	7,714
FISH FUND TOTAL.....	\$ 43,948	\$ 41,652	\$ 42,309
STATE GAMING FUND:			
Payments in Lieu of Taxes (EA).....	\$ 40	\$ 40	\$ 40
UNCONVENTIONAL GAS WELL FUND:			
Gas Well Fee Administration (EA).....	\$ 1,000	\$ 1,000	\$ 1,000
DEPARTMENT TOTAL - ALL FUNDS			
GENERAL FUND.....	\$ 0	\$ 0	\$ 0
MOTOR LICENSE FUND.....	0	0	0
LOTTERY FUND.....	0	0	0
FEDERAL FUNDS.....	0	0	0
AUGMENTATIONS.....	0	0	0
RESTRICTED.....	0	0	0
OTHER FUNDS.....	64,458	70,827	75,463
TOTAL ALL FUNDS.....	\$ 64,458	\$ 70,827	\$ 75,463

Program Funding Summary

(Dollar Amounts in Thousands)

	2018-19 Actual	2019-20 Available	2020-21 Budget	2021-22 Estimated	2022-23 Estimated	2023-24 Estimated	2024-25 Estimated
RECREATIONAL FISHING AND BOATING							
GENERAL FUND.....	\$ 0	\$ 0	\$ 0	\$ 0	\$ 0	\$ 0	\$ 0
MOTOR LICENSE FUND.....	0	0	0	0	0	0	0
LOTTERY FUND.....	0	0	0	0	0	0	0
FEDERAL FUNDS.....	0	0	0	0	0	0	0
AUGMENTATIONS.....	0	0	0	0	0	0	0
RESTRICTED.....	0	0	0	0	0	0	0
OTHER FUNDS.....	64,458	70,827	75,463	75,463	75,463	75,463	75,463
SUBCATEGORY TOTAL.....	\$ 64,458	\$ 70,827	\$ 75,463	\$ 75,463	\$ 75,463	\$ 75,463	\$ 75,463
ALL PROGRAMS:							
GENERAL FUND.....	\$ 0	\$ 0	\$ 0	\$ 0	\$ 0	\$ 0	\$ 0
MOTOR LICENSE FUND.....	0	0	0	0	0	0	0
LOTTERY FUND.....	0	0	0	0	0	0	0
FEDERAL FUNDS.....	0	0	0	0	0	0	0
AUGMENTATIONS.....	0	0	0	0	0	0	0
RESTRICTED.....	0	0	0	0	0	0	0
OTHER FUNDS.....	64,458	70,827	75,463	75,463	75,463	75,463	75,463
DEPARTMENT TOTAL.....	\$ 64,458	\$ 70,827	\$ 75,463	\$ 75,463	\$ 75,463	\$ 75,463	\$ 75,463

Program: Recreational Fishing and Boating

Goal: To conserve aquatic resources including fish and wildlife populations, to provide recreational opportunities for fishing and boating on commonwealth waters and to promote safe recreational use of these aquatic resources.

Founded in 1866, the [Fish and Boat Commission](#) is charged with protecting, conserving and enhancing the commonwealth's aquatic resources, including waterways, fish, reptile and amphibian communities, and habitats of game and non-game species. From [stocking waterways](#) and [measuring the health of native animal populations](#) to patrolling lakes and [restoring habitats](#), the commission's employees strive to protect, manage and restore the resources. High-quality streams, clean water and good

habitats ensure that the commission can carry out the other part of its mission - to provide recreational [fishing](#) and [boating](#) opportunities for both Pennsylvanians and out-of-state visitors.

The commission is governed by a [Board of Commissioners](#) whose ten members are appointed by the governor. The Boating Advisory Board, a group of knowledgeable boaters appointed by the governor, advises the commission on boating matters.

Program Recommendations:

This budget recommends the following changes: (Dollar Amounts in Thousands)

	BOAT FUND General Operations (EA)		FISH FUND General Operations (EA)
\$ 3,245	—to address deferred boat access maintenance and paving projects.		\$ 851 —to continue current program.
1,000	—to increase grants in the Boat Facility Grant Program.		
509	—to continue current program.		
<u>\$ 4,754</u>	<i>Appropriation Increase</i>		

Appropriations within this Program:

(Dollar Amounts in Thousands)

	2018-19 Actual	2019-20 Available	2020-21 Budget	2021-22 Estimated	2022-23 Estimated	2023-24 Estimated	2024-25 Estimated
BOAT FUND:							
General Operations (EA).....	\$ 14,040	\$ 14,040	\$ 18,794	\$ 18,794	\$ 18,794	\$ 18,794	\$ 18,794
FISH FUND:							
General Operations (EA).....	\$ 33,744	\$ 33,744	\$ 34,595	\$ 34,595	\$ 34,595	\$ 34,595	\$ 34,595

Program Measures:

	2014-15 Actual	2015-16 Actual	2016-17 Actual	2017-18 Actual	2018-19 Actual	2019-20 Estimated	2020-21 Estimated
Number of previously unassessed streams surveyed for naturally reproducing trout.....	1,060	892	977	745	891	850	850
Linear feet of public access secured through fishing, boating and conservation easements.....	6,295	5,960	5,960	3,630	6,630	14,000	10,000
Number of fishing licenses sold.....	841,419	885,061	879,245	845,162	808,182	808,182	808,182
Actively registered boats.....	322,454	318,724	318,936	318,936	306,412	306,412	306,412
Number of website visits.....	3,699,485	3,774,747	2,333,685	2,118,805	2,275,148	2,479,911	2,703,102



GAME COMMISSION

The mission of the Game Commission is to manage Pennsylvania's wild birds, wild mammals and their habitats for current and future generations.

Programs and Goals

Wildlife Management: *To establish habitats and environments that will sustain wildlife populations for recreational uses and for the perpetuation of species.*

Summary by Fund and Appropriation

(Dollar Amounts in Thousands)

	2018-19 ACTUAL	2019-20 AVAILABLE	2020-21 BUDGET
OTHER FUNDS:			
GAME FUND:			
General Operations (EA).....	\$ 92,668	\$ 122,905	\$ 123,981
Land Acquisition and Development (EA).....	100	400	500
(F)Pittman-Robertson Act (EA).....	25,000	25,000	25,000
(F)Miscellaneous Wildlife Grants (EA).....	5,449	3,469	2,991
(R)Natural Propagation of Wildlife (EA).....	7,500	8,000	8,000
GAME FUND TOTAL.....	\$ 130,717	\$ 159,774	\$ 160,472
STATE GAMING FUND:			
Payments in Lieu of Taxes (EA).....	\$ 3,686	\$ 3,686	\$ 3,686
DEPARTMENT TOTAL - ALL FUNDS			
GENERAL FUND.....	\$ 0	\$ 0	\$ 0
MOTOR LICENSE FUND.....	0	0	0
LOTTERY FUND.....	0	0	0
FEDERAL FUNDS.....	0	0	0
AUGMENTATIONS.....	0	0	0
RESTRICTED.....	0	0	0
OTHER FUNDS.....	134,403	163,460	164,158
TOTAL ALL FUNDS.....	\$ 134,403	\$ 163,460	\$ 164,158

Program Funding Summary

(Dollar Amounts in Thousands)

	2018-19 Actual	2019-20 Available	2020-21 Budget	2021-22 Estimated	2022-23 Estimated	2023-24 Estimated	2024-25 Estimated
WILDLIFE MANAGEMENT							
GENERAL FUND.....	\$ 0	\$ 0	\$ 0	\$ 0	\$ 0	\$ 0	\$ 0
MOTOR LICENSE FUND.....	0	0	0	0	0	0	0
LOTTERY FUND.....	0	0	0	0	0	0	0
FEDERAL FUNDS.....	0	0	0	0	0	0	0
AUGMENTATIONS.....	0	0	0	0	0	0	0
RESTRICTED.....	0	0	0	0	0	0	0
OTHER FUNDS.....	134,403	163,460	164,158	164,158	164,158	164,158	164,158
SUBCATEGORY TOTAL.....	\$ 134,403	\$ 163,460	\$ 164,158	\$ 164,158	\$ 164,158	\$ 164,158	\$ 164,158
ALL PROGRAMS:							
GENERAL FUND.....	\$ 0	\$ 0	\$ 0	\$ 0	\$ 0	\$ 0	\$ 0
MOTOR LICENSE FUND.....	0	0	0	0	0	0	0
LOTTERY FUND.....	0	0	0	0	0	0	0
FEDERAL FUNDS.....	0	0	0	0	0	0	0
AUGMENTATIONS.....	0	0	0	0	0	0	0
RESTRICTED.....	0	0	0	0	0	0	0
OTHER FUNDS.....	134,403	163,460	164,158	164,158	164,158	164,158	164,158
DEPARTMENT TOTAL.....	\$ 134,403	\$ 163,460	\$ 164,158	\$ 164,158	\$ 164,158	\$ 164,158	\$ 164,158

Program: Wildlife Management

Goal: To establish habitats and environments that will sustain wildlife populations for recreational uses and for the perpetuation of species.

The main responsibility of the [Game Commission](#) is the perpetuation of the species of wildlife found in Pennsylvania. The commission achieves its mission through wildlife research, management of game habitat, operation of programs for endangered and threatened species, and enforcement of the [Game and Wildlife Code](#). State Game Wardens enforce the provisions of the Game and Wildlife Code to protect the natural balance of the commonwealth's wildlife population.

The primary means of ensuring the propagation and preservation of wildlife is properly managing land and game habitats. The commission currently administers approximately 1.5 million acres of [State Game Lands](#) and is judiciously acquiring additional lands, including

critically important wetlands. The commission also administers cooperative programs to encourage good land use management and habitat improvement by private landowners. Wildlife habitat assessment techniques are used to develop management plans. These assessments apply to all Pennsylvania state game lands, farm game projects and other areas actively managed by the Game Commission.

All species receive mandated protection. However, those species considered to be game animals, such as deer, turkey, bear and elk receive the most attention. Also protected by the commission are [endangered and threatened species](#) such as Allegheny woodrats, northern flying squirrel and peregrine falcons.

Program Recommendations:

This budget recommends the following changes: (Dollar Amounts in Thousands)

	GAME FUND
	General Operations (EA)
\$ 1,076	—to continue current program.
	Land Acquisition and Development (EA)
\$ 100	—for land acquisition.

In addition, \$8,000,000 for Natural Propagation of Wildlife is provided for habitat improvement.

Appropriations within this Program:

(Dollar Amounts in Thousands)

	2018-19 Actual	2019-20 Available	2020-21 Budget	2021-22 Estimated	2022-23 Estimated	2023-24 Estimated	2024-25 Estimated
GAME FUND:							
General Operations (EA).....	\$ 92,668	\$ 122,905	\$ 123,981	\$ 123,981	\$ 123,981	\$ 123,981	\$ 123,981
Land Acquisition and Development (EA)...	100	400	500	500	500	500	500
TOTAL GAME FUND.....	\$ 92,768	\$ 123,305	\$ 124,481	\$ 124,481	\$ 124,481	\$ 124,481	\$ 124,481

Program Measures:

	2014-15 Actual	2015-16 Actual	2016-17 Actual	2017-18 Actual	2018-19 Actual	2019-20 Estimated	2020-21 Estimated
--	-------------------	-------------------	-------------------	-------------------	-------------------	----------------------	----------------------

Ensure the propagation and preservation of wildlife through land and game management.

Number of hunting licenses sold.....	943,836	935,767	914,244	886,817	860,212	843,008	826,148
Arrests for violation of game laws.....	7,763	7,577	6,775	6,775	6,775	6,775	6,775



GAMING CONTROL BOARD

The Gaming Control Board protects the interest of the public by ensuring the integrity of legalized gaming through the strict enforcement of the law and regulations, the licensing of qualified individuals and entities, and fulfilling the objectives of legalized gaming in the commonwealth to deliver a significant source of revenue, assist the horse racing industry, provide broad economic opportunities and enhance tourism.

Programs and Goals

Gaming Regulation: *To protect the interest of the public by ensuring the integrity of legalized gaming and supporting the objectives of legalized gaming in the commonwealth to deliver a significant source of revenue, assist the horse racing industry, provide broad economic opportunities and enhance tourism.*

Summary by Fund and Appropriation

	(Dollar Amounts in Thousands)		
	2018-19	2019-20	2020-21
	ACTUAL	AVAILABLE	BUDGET
OTHER FUNDS:			
STATE GAMING FUND:			
(R)Administration.....	\$ 41,653	\$ 41,067	\$ 41,029
(R)General Operations.....	4,500	5,000	7,500
Local Law Enforcement Grants (EA).....	0	2,000	2,000
STATE GAMING FUND TOTAL.....	\$ 46,153	\$ 48,067	\$ 50,529
VIDEO GAMING FUND:			
(R)Video Gaming Administration.....	\$ 0	\$ 1,192	\$ 475
(R)Testing and Certification (EA).....	0	57	51
VIDEO GAMING FUND TOTAL.....	\$ 0	\$ 1,249	\$ 526
FANTASY CONTEST FUND:			
(R)Fantasy Contest Administration.....	\$ 180	\$ 253	\$ 156
(R)Application and Licensure (EA).....	0	156	20
FANTASY CONTEST FUND TOTAL.....	\$ 180	\$ 409	\$ 176
DEPARTMENT TOTAL - ALL FUNDS			
GENERAL FUND.....	\$ 0	\$ 0	\$ 0
MOTOR LICENSE FUND.....	0	0	0
LOTTERY FUND.....	0	0	0
FEDERAL FUNDS.....	0	0	0
AUGMENTATIONS.....	0	0	0
RESTRICTED.....	0	0	0
OTHER FUNDS.....	46,333	49,725	51,231
TOTAL ALL FUNDS.....	\$ 46,333	\$ 49,725	\$ 51,231

Program Funding Summary

(Dollar Amounts in Thousands)

	2018-19 Actual	2019-20 Available	2020-21 Budget	2021-22 Estimated	2022-23 Estimated	2023-24 Estimated	2024-25 Estimated
GAMING REGULATION							
GENERAL FUND.....	\$ 0	\$ 0	\$ 0	\$ 0	\$ 0	\$ 0	\$ 0
MOTOR LICENSE FUND.....	0	0	0	0	0	0	0
LOTTERY FUND.....	0	0	0	0	0	0	0
FEDERAL FUNDS.....	0	0	0	0	0	0	0
AUGMENTATIONS.....	0	0	0	0	0	0	0
RESTRICTED.....	0	0	0	0	0	0	0
OTHER FUNDS.....	46,333	49,725	51,231	51,160	51,160	51,160	51,160
SUBCATEGORY TOTAL.....	\$ 46,333	\$ 49,725	\$ 51,231	\$ 51,160	\$ 51,160	\$ 51,160	\$ 51,160
ALL PROGRAMS:							
GENERAL FUND.....	\$ 0	\$ 0	\$ 0	\$ 0	\$ 0	\$ 0	\$ 0
MOTOR LICENSE FUND.....	0	0	0	0	0	0	0
LOTTERY FUND.....	0	0	0	0	0	0	0
FEDERAL FUNDS.....	0	0	0	0	0	0	0
AUGMENTATIONS.....	0	0	0	0	0	0	0
RESTRICTED.....	0	0	0	0	0	0	0
OTHER FUNDS.....	46,333	49,725	51,231	51,160	51,160	51,160	51,160
DEPARTMENT TOTAL.....	\$ 46,333	\$ 49,725	\$ 51,231	\$ 51,160	\$ 51,160	\$ 51,160	\$ 51,160

Program: Gaming Regulation

Goal: To protect the interest of the public by ensuring the integrity of legalized gaming and supporting the objectives of legalized gaming in the commonwealth to deliver a significant source of revenue, assist the horse racing industry, provide broad economic opportunities and enhance tourism.

To ensure the integrity of gaming in Pennsylvania, [Gaming Control Board](#) staff are present all day, every day in the commonwealth's casino venues to document and investigate all patron complaints, identify potential regulatory violations, and ensure the proper collection, counting and recording of gaming revenue in accordance with state law and board regulations.

The Bureau of Investigations and Enforcement ensures the integrity of the commonwealth's gaming industry and protects citizens' interests through enforcement and investigations. The Gaming Control Board also operates a gaming lab to test all gaming-related products to certify regulatory compliance for minimum design standards and the 85 percent minimum slot payback mandated by law. To assist problem gamblers in finding help and to heighten awareness of problem gambling, the Gaming Control Board maintains an [Office of Compulsive and Problem Gambling](#).

The Gaming Control Board promotes and ensures [diversity](#) in all aspects of the casino operations and works with the casino industry to maximize employment opportunities for all Pennsylvania residents.

The Gaming Control Board regularly monitors and reports the impact casino gaming has on the horse racing industry and establishes and maintains effective relationships with key industry stakeholders.

In addition, the Gaming Control Board is tasked with regulatory authority of satellite casinos, sports wagering, fantasy contests, video gaming terminals at truck stops and interactive gaming pursuant to the enactment of [Act 42 of 2017](#).

Several state agencies provide support to the Gaming Control Board. The Department of Revenue manages a centralized computer system, which monitors the operation of all licensed gaming machines. The Pennsylvania State Police and the Attorney General provide criminal law enforcement oversight of the gaming industry.

Program Recommendations:

This budget recommends the following changes: (Dollar Amounts in Thousands)

This budget recommends a total of \$48,529,000 from restricted accounts in the State Gaming Fund for the operation of the Gaming Control Board in the 2020-21 fiscal year.

In addition, this budget recommends \$475,000 from the Video Gaming Fund and \$156,000 from the Fantasy Contest Fund for administration.

Appropriations within this Program:

(Dollar Amounts in Thousands)

	2018-19 Actual	2019-20 Available	2020-21 Budget	2021-22 Estimated	2022-23 Estimated	2023-24 Estimated	2024-25 Estimated
STATE GAMING FUND:							
(R)Administration	\$ 41,653	\$ 41,067	\$ 41,029	\$ 41,029	\$ 41,029	\$ 41,029	\$ 41,029
(R)General Operations	4,500	5,000	7,500	7,500	7,500	7,500	7,500
Local Law Enforcement Grants (EA)	0	2,000	2,000	2,000	2,000	2,000	2,000
TOTAL STATE GAMING FUND	\$ 46,153	\$ 48,067	\$ 50,529	\$ 50,529	\$ 50,529	\$ 50,529	\$ 50,529



DEPARTMENT OF GENERAL SERVICES

The mission of the [Department of General Services](#) is to help government operate more efficiently, effectively and safely to deliver exceptional value for all Pennsylvanians.

Programs and Goals

Facility, Property and Commodity Management: *To deliver customer-focused, timely and reliable services in purchasing and managing surplus supplies; small and diverse business support; facility and real estate management; vertical design and construction; fleet management; insurance administration; communications, media and marketing; and Capitol Police protection.*

Summary by Fund and Appropriation

(Dollar Amounts in Thousands)

	2018-19 ACTUAL	2019-20 AVAILABLE	2020-21 BUDGET
GENERAL FUND:			
<i>General Government:</i>			
General Government Operations.....	\$ 52,841	\$ 54,713	\$ 56,185
(A)Public Works Modernization.....	14,000	15,749	16,029
(A)Shared Services - Procurement.....	7,026	10,438	10,656
(A)CoStar Program.....	4,442	2,307	2,300
(A)Metrology Fees.....	260	270	270
(A)Contract Administration Fees.....	65	60	60
(A)E-Verify.....	15	15	15
(A)Federal Surplus Property.....	1,745	1,775	1,756
(A)State Surplus Property.....	1,249	976	880
(A)Recycling Program.....	437	445	435
(A)Real Estate Services.....	805	681	730
(A)DGS Annex.....	397	301	301
(A)State Building Use.....	293	295	314
(A)Energy Office Management Fees.....	142	0	0
(A)State Construction Notices.....	15	15	15
(A)Media Center Reimbursements.....	291	300	300
(A)Newsroom Services.....	5	5	5
(A)Employee Liability Self Insurance Program.....	362	368	438
(A)Administrative Services.....	118	147	127
(R)Temporary Fleet Vehicles.....	5	1,500	1,500
Subtotal.....	<u>\$ 84,513</u>	<u>\$ 90,360</u>	<u>\$ 92,316</u>
Capitol Police Operations.....	13,947	13,398	12,993
(A)Capitol Police Services.....	865	1,107	1,385
Subtotal.....	<u>\$ 14,812</u>	<u>\$ 14,505</u>	<u>\$ 14,378</u>
Rental, Relocation and Municipal Charges.....	25,024	22,302	22,702
(A)Agency Rental Charges - Harristown Rents.....	4,096	4,265	4,338
(A)Real Estate Lease Reimbursements.....	24,313	25,237	26,059
Subtotal.....	<u>\$ 53,433</u>	<u>\$ 51,804</u>	<u>\$ 53,099</u>
Utility Costs.....	22,676	22,748	23,946
(A)DGS Annex.....	217	180	165
(A)Energy Office.....	15	0	0
Subtotal.....	<u>\$ 22,908</u>	<u>\$ 22,928</u>	<u>\$ 24,111</u>
Excess Insurance Coverage.....	1,259	1,372	3,872
Capitol Fire Protection.....	5,000	5,000	5,000
Subtotal - State Funds.....	\$ 120,747	\$ 119,533	\$ 124,698
Subtotal - Augmentations.....	61,173	64,936	66,578
Subtotal - Restricted Revenues.....	5	1,500	1,500
Total - General Government.....	<u>\$ 181,925</u>	<u>\$ 185,969</u>	<u>\$ 192,776</u>
STATE FUNDS.....	\$ 120,747	\$ 119,533	\$ 124,698
AUGMENTATIONS.....	61,173	64,936	66,578
RESTRICTED REVENUES.....	5	1,500	1,500
GENERAL FUND TOTAL.....	<u>\$ 181,925</u>	<u>\$ 185,969</u>	<u>\$ 192,776</u>

Summary by Fund and Appropriation

	(Dollar Amounts in Thousands)		
	2018-19	2019-20	2020-21
	ACTUAL	AVAILABLE	BUDGET
<u>MOTOR LICENSE FUND:</u>			
<i>General Government:</i>			
Harristown Rental Charges (EA).....	\$ 136	\$ 153	\$ 95
Harristown Utility and Municipal Charges (EA).....	251	291	276
Tort Claims Payments.....	9,000	9,000	9,000
	<u>9,387</u>	<u>9,444</u>	<u>9,371</u>
Total - General Government.....	\$ 9,387	\$ 9,444	\$ 9,371
MOTOR LICENSE FUND TOTAL.....	<u>\$ 9,387</u>	<u>\$ 9,444</u>	<u>\$ 9,371</u>
 DEPARTMENT TOTAL - ALL FUNDS			
GENERAL FUND.....	\$ 120,747	\$ 119,533	\$ 124,698
MOTOR LICENSE FUND.....	9,387	9,444	9,371
LOTTERY FUND.....	0	0	0
FEDERAL FUNDS.....	0	0	0
AUGMENTATIONS.....	61,173	64,936	66,578
RESTRICTED.....	5	1,500	1,500
OTHER FUNDS.....	0	0	0
TOTAL ALL FUNDS.....	<u>\$ 191,312</u>	<u>\$ 195,413</u>	<u>\$ 202,147</u>

Program Funding Summary

(Dollar Amounts in Thousands)

	2018-19 Actual	2019-20 Available	2020-21 Budget	2021-22 Estimated	2022-23 Estimated	2023-24 Estimated	2024-25 Estimated
FACILITY, PROPERTY AND COMMODITY MANAGEMENT							
GENERAL FUND.....	\$ 120,747	\$ 119,533	\$ 124,698	\$ 124,698	\$ 124,698	\$ 124,698	\$ 124,698
MOTOR LICENSE FUND.....	9,387	9,444	9,371	9,371	9,371	9,371	9,371
LOTTERY FUND.....	0	0	0	0	0	0	0
FEDERAL FUNDS.....	0	0	0	0	0	0	0
AUGMENTATIONS.....	61,173	64,936	66,578	66,578	66,578	66,578	66,578
RESTRICTED.....	5	1,500	1,500	1,500	1,500	1,500	1,500
OTHER FUNDS.....	0	0	0	0	0	0	0
SUBCATEGORY TOTAL.....	\$ 191,312	\$ 195,413	\$ 202,147	\$ 202,147	\$ 202,147	\$ 202,147	\$ 202,147
ALL PROGRAMS:							
GENERAL FUND.....	\$ 120,747	\$ 119,533	\$ 124,698	\$ 124,698	\$ 124,698	\$ 124,698	\$ 124,698
MOTOR LICENSE FUND.....	9,387	9,444	9,371	9,371	9,371	9,371	9,371
LOTTERY FUND.....	0	0	0	0	0	0	0
FEDERAL FUNDS.....	0	0	0	0	0	0	0
AUGMENTATIONS.....	61,173	64,936	66,578	66,578	66,578	66,578	66,578
RESTRICTED.....	5	1,500	1,500	1,500	1,500	1,500	1,500
OTHER FUNDS.....	0	0	0	0	0	0	0
DEPARTMENT TOTAL.....	\$ 191,312	\$ 195,413	\$ 202,147	\$ 202,147	\$ 202,147	\$ 202,147	\$ 202,147

Program: Facility, Property and Commodity Management

Goal: To deliver customer-focused, timely and reliable services in purchasing and managing surplus supplies; small and diverse business support; facility and real estate management; vertical design and construction; fleet management; insurance administration; communications, media and marketing; and Capitol Police protection.

The [Department of General Services](#)' mission is to help government operate more efficiently, effectively and safely to deliver exceptional value for all Pennsylvanians. The department staff assists customers through their roles as police officers, engineers, maintenance technicians, professional buyers, auto mechanics, architects, real estate professionals, custodians, accountants, project managers, equipment operators, state contracting diversity specialists and more.

The [Bureau of Procurement](#) contracts for services, information technology, equipment and supplies for the commonwealth and establishes procurement policy for all state agencies. Purchasing methods are continuously reviewed to identify areas that can generate cost savings to ensure the best use of taxpayer dollars. The aggregate purchasing power of commonwealth agencies is leveraged to negotiate the best value on contracts. Negotiations are often conducted through online auctions to increase transparency and competitiveness.

The bureau also administers the commonwealth's cooperative purchasing program known as [COSTARS](#), through which more than 8,600 registered and eligible local public procurement units (members) are able to use state contracts under the [Commonwealth Procurement Code](#).

[Public Works](#) manages every aspect of the planning, design, bidding and construction of the commonwealth's non-highway capital projects in a professional, transparent and efficient manner to deliver innovative projects. Public Works has implemented a complete modernization, focused on client agencies' expectations for safe, functional and appealing facilities. Lean processes and software, including electronic bidding, assist employees in maximizing efficiency and monitoring project performance in real time to ensure projects stay on time and under budget.

The [Bureau of Vehicle Management](#) provides quality, efficient transportation services to all state agencies, managing a fleet of nearly 10,000 passenger vehicles. The bureau approves all maintenance and repairs, works with repair vendors and has reduced the overall fleet maintenance cost. The bureau also implemented the [Ground Travel Worksheet](#) that compares options and determines the best value for travel between agency pool vehicles, rentals and personal mileage reimbursement.

The [PA Capitol Police](#) are an accredited law enforcement agency with full arrest powers that investigate all reported crimes within the jurisdiction of state-owned properties and buildings in Harrisburg and Scranton. They maintain a 24/7 presence in Harrisburg, where assistance is also provided

to the City of Harrisburg Police Department and other surrounding local law enforcement agencies. A variety of trainings – Active shooter, Crime Prevention Knowing Your Rights and An Introduction to Self-Defense – are offered to promote safety among state employees, public officials and the general public.

The [Bureau of Supplies and Surplus Operations](#) administers both [State](#) and [Federal](#) Surplus Property Programs. The State Surplus Division sells property no longer used by commonwealth agencies, boards, and commissions to the general public through the State Surplus Store in Harrisburg, on-site auctions and online. This division also conducts private sales of Department of Transportation heavy equipment to municipalities. In addition, federal surplus property is donated to state agencies, local municipalities, nonprofit organizations and law enforcement entities for a nominal service charge.

The [Bureau of Publications](#) provides a wide range of print, design and mail services to agency customers across the enterprise. The most significant service delivery offerings are variable data print-to-mail and mail presort services. The bureau also hosts an online storefront, [PAPublisher](#), through which agency customers can order stationary, brochures, letterhead, and a variety of other personalized products with direct distribution, eliminating an agency's need to print and store large quantities of product. Other projects and services include annual reports, newsletters, logos, book covers, mass mailings, signage, engraving, and banner services. The bureau also produces [The Pennsylvania Manual](#) and the [Commonwealth Telephone Directory](#).

The [Bureau of Real Estate](#) is responsible for the purchase, sale and leasing of real property and the management of property owned and leased by the commonwealth. The [Leasing Division](#) reviews, analyzes, negotiates and administers over 500 leases on behalf of commonwealth agencies, including commercial, office, warehouse and hangar space. The PLCB Leasing Division reviews, analyzes, negotiates and administers over 600 leases on behalf of the Pennsylvania Liquor Control Board including retail, office and warehouse space. The Real Estate Services Division manages over 14 million square feet of space, analyzes requests for space optimization and allocates space to departments, boards and commissions in state-owned and leased facilities. Real Estate Services also maintains an inventory of facility and building information and [manages the Master Parking Lease in Harrisburg](#). The Real Estate Acquisitions and Dispositions Division acquires real property for capital

Program: Facility, Property and Commodity Management (continued)

projects and disposes of real property owned by the commonwealth that has been declared surplus. They also administer all lease-outs, licenses and easements involving commonwealth property.

Protecting and maintaining the financial integrity of the commonwealth's assets is the mission of the department's Bureau of Finance and Risk Management. Through application of risk treatment strategies, the bureau manages the commonwealth's liability relative to state-operated vehicles, medical professionals, personal property, commonwealth real estate and other areas of significant risk opportunity. In addition, the bureau administers the commonwealth's [Line of Duty Death Benefits](#) programs and consults with agencies regarding coverage, safety and loss control and evaluation of planned activities or courses of action for potential loss exposure. When claims occur, the bureau efficiently investigates, negotiates, settles/denies and/or subrogates claims.

The bureaus of [Facilities and Maintenance Management](#) provide building management and maintenance services for 20 state-owned office buildings in and around the Capitol Complex, two executive residences, two Harrisstown-leased buildings, the master lease of Forum Place and 53 buildings on the former Harrisburg State Hospital complex. Outside of the Harrisburg area, the bureaus operate the Scranton and Reading state office buildings and master leased buildings in Philadelphia and Pittsburgh. In total, these facilities contain nearly 7.5 million square feet of office space, with 280 acres of grounds, parking and roadway areas.

The [Bureau of Diversity, Inclusion, and Small Business Opportunities](#) implements programs and policies that promote contracting opportunities for small diverse and small businesses. They assist small and diverse businesses in navigating the state contracting process; completing certification requirements; and ensuring contract compliance. The bureau is also an active partner to other agency programs that provide support services and training to small and small diverse businesses.

[Commonwealth Media Services](#) provides studio and remote broadcast television services, fixed and remote satellite uplinking, web animation and graphics, marketing campaign strategy and development services and a full range of creative services delivered to assist agencies in developing a portfolio of media strategies to communicate program information to our customers, and more broadly, to the taxpayers of Pennsylvania. They also provide support for media archiving and the state's cable system infrastructure. As the commonwealth continues to grow its presence within social media, they work closely with agencies to deliver up-to-date content and creative messaging solutions.

The Office of Business Transformation collaborates with leaders in the department's deputates, bureaus and other offices to drive a fundamental change in how the agency thinks, strategizes, operates and behaves in order to deliver higher levels of employee satisfaction and greater value to customer agencies. Building on the agency's strengths, the office seeks to create a healthy government organization by integrating a clarity of purpose, effective business processes, visible management systems and the capabilities of talent within a human-centered mindset and culture. To that end, the office uses this healthy government framework to help business leaders create a collective line of sight across the agency, improve the ability to make better strategic decisions and increase efficiency and effectiveness. The goal of the office is to help the agency align its people, systems, processes, structures and leadership in a way that results in measurable improvements in the delivery of goods and services to the commonwealth.

Finally, as one of the Office of Performance Through Excellence's (OPTE's) designated Lean model agencies, the office serves as OPTE's point of contact to help shape the commonwealth-wide approach to Lean adoption and implementation.

General Services

Program: Facility, Property and Commodity Management (continued)

Program Recommendation:

This budget recommends the following changes: (Dollar Amounts in Thousands)

GENERAL FUND			
	General Government Operations		Excess Insurance Coverage
\$ 1,472	—to continue current program.	\$ 2,500	—increase in insurance premiums.
	Capitol Police Operations		MOTOR LICENSE FUND
\$ 240	—to continue current program.		Harristown Rental Charges (EA)
—645	—redistribution of utility costs.	\$ -58	—decrease in pro rata share of charges.
\$ -405	<i>Appropriation Decrease</i>		Harristown Utility and Municipal Charges (EA)
	Rental, Relocation and Municipal Charges	\$ -15	—decrease in pro rata share of charges.
\$ 400	—increase in pro rata share of charges.		
	Utility Costs		
\$ 645	—redistribution of utility costs.		
553	—increase based on current estimates.		
\$ 1,198	<i>Appropriation Increase</i>		

All other appropriations are recommended at the current year funding levels.

Appropriations within this Program:

(Dollar Amounts in Thousands)

	2018-19 Actual	2019-20 Available	2020-21 Budget	2021-22 Estimated	2022-23 Estimated	2023-24 Estimated	2024-25 Estimated
GENERAL FUND:							
General Government Operations	\$ 52,841	\$ 54,713	\$ 56,185	\$ 56,185	\$ 56,185	\$ 56,185	\$ 56,185
Capitol Police Operations	13,947	13,398	12,993	12,993	12,993	12,993	12,993
Rental, Relocation and Municipal Charges	25,024	22,302	22,702	22,702	22,702	22,702	22,702
Utility Costs	22,676	22,748	23,946	23,946	23,946	23,946	23,946
Excess Insurance Coverage	1,259	1,372	3,872	3,872	3,872	3,872	3,872
Capitol Fire Protection	5,000	5,000	5,000	5,000	5,000	5,000	5,000
TOTAL GENERAL FUND	\$ 120,747	\$ 119,533	\$ 124,698	\$ 124,698	\$ 124,698	\$ 124,698	\$ 124,698
MOTOR LICENSE FUND:							
Harristown Rental Charges (EA)	\$ 136	\$ 153	\$ 95	\$ 95	\$ 95	\$ 95	\$ 95
Harristown Utility and Municipal Charges (EA)	251	291	276	276	276	276	276
Tort Claims Payments	9,000	9,000	9,000	9,000	9,000	9,000	9,000
TOTAL MOTOR LICENSE FUND	\$ 9,387	\$ 9,444	\$ 9,371	\$ 9,371	\$ 9,371	\$ 9,371	\$ 9,371

Program Measures:

	2014-15 Actual	2015-16 Actual	2016-17 Actual	2017-18 Actual	2018-19 Actual	2019-20 Estimated	2020-21 Estimated
--	-------------------	-------------------	-------------------	-------------------	-------------------	----------------------	----------------------

Generate procurement savings for the commonwealth.

DGS procurement related savings - (in thousands)	\$64,499	\$106,000	\$83,208	\$153,500	\$122,606	\$33,000	\$33,000
---	----------	-----------	----------	-----------	-----------	----------	----------

Increase participation of and opportunity for small diverse businesses and small businesses.

Percentage of commonwealth contract spending awarded to small and small diverse businesses	8%	8%	8%	11%	14%	17%	20%
---	----	----	----	-----	-----	-----	-----

Reduce energy consumption and associated energy costs in state-owned facilities.

DGS energy use (in BTU per square foot)	68,695	64,582	78,678	84,313	80,000	79,000	77,000
--	--------	--------	--------	--------	--------	--------	--------

– THIS PAGE INTENTIONALLY LEFT BLANK –



DEPARTMENT OF HEALTH

The mission of the Department of Health is to promote healthy behaviors, prevent injury and disease, and to assure the safe delivery of quality health care for all people in Pennsylvania.

To accomplish this mission, the department works collaboratively with public and private community partners to facilitate the development of an effective public health system. The department licenses and regulates a variety of health facilities, and provides outreach, education, prevention and treatment services. Community-based groups receive grants to provide essential services to the commonwealth's citizens including programs for women and children, nutrition, immunization, diagnosis and treatment of certain blood and communicable diseases, cancer control and prevention.

Programs and Goals

Health Support Services: *To provide effective administration and support systems through which the substantive programs of the health delivery system and the department can be achieved.*

Health Research: *To develop better basic scientific knowledge of the nature of disease, illness and the environment, which will improve the use of existing and new health resources.*

Preventive Health: *To reduce morbidity and mortality through the early detection of disease and health defects and the promotion of sound health practices and remedial care.*

Health Treatment Services: *To maximize the individual's capacity for independent living through the provision of an array of service and support programs.*

Summary by Fund and Appropriation

(Dollar Amounts in Thousands)

	2018-19 ACTUAL	2019-20 AVAILABLE	2020-21 BUDGET
GENERAL FUND:			
General Government:			
General Government Operations.....	\$ 27,009	\$ 26,283	\$ 27,529
(F)WIC Administration and Operation.....	42,959	42,959	42,959
(F)Health Assessment.....	613	613	613
(F)PHHSBG - Administration and Operation.....	4,509	4,549	4,524
(F)MCHSBG - Administration and Operation.....	14,641	14,847	16,596
(F)Adult Blood Lead Epidemiology.....	64	198	167
(F)EMS for Children.....	280	304	304
(F)TB - Administration and Operation.....	1,070	1,070	1,270
(F)Lead - Administration and Operation.....	600	990	990
(F)AIDS Health Education - Administration and Operation.....	7,511	8,511	8,511
(F)Primary Care Cooperative Agreements.....	468	468	463
(F)HIV / AIDS Surveillance.....	1,774	512	444
(F)HIV Care - Administration and Operation.....	4,136	4,136	4,136
(F)Cancer Prevention and Control.....	8,055	8,364	7,921
(F)Special Preparedness Initiatives.....	500	500	500
(F)State Loan Repayment Program.....	840	1,434	1,415
(F)Public Health Emergency Preparedness and Response (EA).....	52,243	54,680	54,680
(F)SABG - DDAP Support Services (EA).....	150	153	156
(F)Learning Management System (EA).....	22	60	42
(F)Vehicular Safety Assessment and Outreach Program (EA).....	101	109	26
(A)Data Center Services.....	31	79	33
(A)Departmental Services.....	8	99	37
(A)Council of State and Territorial Epidemiologists (CSTE).....	49	15	0
(A)Association of State & Territorial Health Officials (ASTHO).....	130	138	0
(A)Primary Health Care Practitioner.....	4,550	0	0
Subtotal.....	<u>\$ 172,313</u>	<u>\$ 171,071</u>	<u>\$ 173,316</u>
Quality Assurance.....	23,009	23,513	23,366
(F)Medicare - Health Service Agency Certification.....	14,100	14,100	14,100
(F)Medicaid Certification.....	11,300	11,300	11,300
(A)Indoor Tanning Regulation Fund.....	31	57	88
(A)Publication Fees.....	1	1	1
(R)Nursing Home Oversight.....	19	404	635
Subtotal.....	<u>\$ 48,460</u>	<u>\$ 49,375</u>	<u>\$ 49,490</u>
Health Innovation.....	911	914	614
(F)Rural Health.....	16,660	20,800	8,943
(F)ARRA - Health Information Exchange Capacity (EA).....	739	1,134	1,305
Subtotal.....	<u>\$ 18,310</u>	<u>\$ 22,848</u>	<u>\$ 10,862</u>
Achieving Better Care - MAP Program.....	3,077	3,172	2,729
(F)Prescription Drug Monitoring.....	6,943	10,701	12,132
(F)State Opioid Response Programs (EA).....	17,454	17,300	18,024
Subtotal.....	<u>\$ 27,474</u>	<u>\$ 31,173</u>	<u>\$ 32,885</u>
Vital Statistics.....	9,165	100	100
(F)Cooperative Health Statistics.....	2,240	2,300	2,182
(F)Health Statistics.....	101	103	103
(F)Behavioral Risk Factor Surveillance System.....	552	535	505
(A)Reimbursement for Microfilming.....	12	17	12
(A)VitalChek Surcharge.....	639	673	0
(R)County Coroner/Medical Examiner Distribution (EA).....	1,185	935	1,185
(R)Vital Statistics Improvement Administration (EA).....	2,161	15,619	15,726
(A)VitalChek Revenue.....	941	960	1,633
Subtotal.....	<u>\$ 16,996</u>	<u>\$ 21,242</u>	<u>\$ 21,446</u>
State Laboratory.....	3,652	4,350	4,215
(F)Epidemiology & Laboratory Surveillance & Response.....	8,775	8,775	6,327
(F)Clinical Laboratory Improvement.....	680	680	674
(F)Food Emergency Response.....	305	305	305
(A)Licensure for Clinical Laboratories.....	1,641	1,627	1,642

Summary by Fund and Appropriation

(Dollar Amounts in Thousands)

	2018-19 ACTUAL	2019-20 AVAILABLE	2020-21 BUDGET
(A)Drug Abuse Proficiency.....	363	350	363
(A)Alcohol Proficiency Testing.....	81	80	81
(A)Erythrocyte Protoporphyrin Testing.....	12	12	13
(A)Blood Lead Specimen Testing.....	12	8	12
(A)Blood Lead Testing.....	49	47	49
(A)Training Course Fees.....	0	1	1
Subtotal.....	\$ 15,570	\$ 16,235	\$ 13,682
State Health Care Centers.....	18,000	22,505	23,014
(F)Disease Control Immunization Program.....	11,899	11,899	14,269
(F)PHHSBG - Block Program Services.....	7,000	7,995	7,108
(F)Preventive Health Special Projects.....	4,335	3,579	2,788
(F)Collaborative Chronic Disease Programs.....	5,680	5,927	5,591
(F)Sexual Violence Prevention and Education.....	1,397	1,843	1,673
(F)Live Healthy.....	7,831	5,458	4,703
(F)Educate Older Adults Program (EA).....	391	362	403
Subtotal.....	\$ 56,533	\$ 59,568	\$ 59,549
Sexually Transmitted Disease Screening and Treatment.....	1,757	1,757	1,757
(F)Survey and Follow-Up - Sexually Transmitted Diseases.....	2,895	2,895	3,195
Subtotal.....	\$ 4,652	\$ 4,652	\$ 4,952
Subtotal - State Funds.....	\$ 86,580	\$ 82,594	\$ 83,324
Subtotal - Federal Funds.....	261,813	272,448	261,347
Subtotal - Augmentations.....	8,550	4,164	3,965
Subtotal - Restricted Revenues.....	3,365	16,958	17,546
Total - General Government.....	\$ 360,308	\$ 376,164	\$ 366,182
Grants and Subsidies:			
Diabetes Programs.....	\$ 100	\$ 200	\$ 0
Primary Health Care Practitioner.....	0	4,550	5,000
Community-Based Health Care Subsidy.....	2,125	2,125	2,000
Newborn Screening.....	6,464	7,092	7,092
Cancer Screening Services.....	2,563	2,563	2,563
AIDS Programs and Special Pharmaceutical Services.....	12,436	12,436	10,436
(F)AIDS Ryan White and HIV Care.....	61,864	61,864	61,864
(F)Housing for Persons with AIDS.....	3,737	3,737	3,964
(F)AIDS Health Education Program.....	3,613	2,613	2,613
(R)RWHAP Rebates.....	60,399	63,610	86,699
Subtotal.....	\$ 142,049	\$ 144,260	\$ 165,576
Regional Cancer Institutes.....	700	1,200	0
School District Health Services.....	35,620	35,620	34,620
Local Health Departments.....	25,421	25,421	25,421
Local Health - Environmental.....	2,389	2,389	2,389
Maternal and Child Health Services.....	1,365	1,533	1,365
(F)Women, Infants and Children (WIC).....	278,219	278,219	278,219
(F)MCHSBG - Program Services.....	17,898	17,792	19,501
(F)Teenage Pregnancy Prevention.....	4,455	5,383	5,383
(F)Abstinence Education.....	3,360	4,609	4,609
(F)Family Health Special Projects.....	2,057	4,203	4,557
(F)MCH Lead Poisoning Prevention and Abatement.....	2,702	2,930	2,375
(F)Screening Newborns.....	1,472	1,669	1,669
(F)Newborn Hearing Screening and Intervention.....	527	527	527
(F)Traumatic Brain Injury.....	320	465	465
Subtotal.....	\$ 312,375	\$ 317,330	\$ 318,670
Tuberculosis Screening and Treatment.....	913	913	913
(F)Tuberculosis Control Program.....	326	326	326
Subtotal.....	\$ 1,239	\$ 1,239	\$ 1,239

Summary by Fund and Appropriation

(Dollar Amounts in Thousands)

	2018-19 ACTUAL	2019-20 AVAILABLE	2020-21 BUDGET
Renal Dialysis.....	6,300	6,300	6,300
Services for Children with Special Needs.....	1,728	1,728	1,728
Adult Cystic Fibrosis & Other Chronic Respiratory Illnesses.....	750	750	450
Cooley's Anemia.....	100	100	100
Hemophilia.....	959	959	959
Lupus.....	100	100	0
Sickle Cell.....	1,260	1,260	1,260
Regional Poison Control Centers.....	700	700	0
Trauma Prevention.....	460	460	0
Epilepsy Support Services.....	550	550	0
Bio-Technology Research.....	5,875	7,700	0
Tourette's Syndrome.....	150	150	0
Amyotrophic Lateral Sclerosis Support Services.....	750	850	0
Lyme Disease.....	2,500	3,000	2,500
Leukemia/Lymphoma.....	200	200	0
Subtotal - State Funds.....	\$ 112,478	\$ 120,849	\$ 105,096
Subtotal - Federal Funds.....	380,550	384,337	386,072
Subtotal - Restricted Revenues.....	60,399	63,610	86,699
Total - Grants and Subsidies.....	\$ 553,427	\$ 568,796	\$ 577,867
STATE FUNDS.....	\$ 199,058	\$ 203,443	\$ 188,420
FEDERAL FUNDS.....	642,363	656,785	647,419
AUGMENTATIONS.....	8,550	4,164	3,965
RESTRICTED REVENUES.....	63,764	80,568	104,245
GENERAL FUND TOTAL.....	\$ 913,735	\$ 944,960	\$ 944,049
OTHER FUNDS:			
TOBACCO SETTLEMENT FUND:			
Tobacco Use Prevention and Cessation (EA).....	\$ 15,318	\$ 15,146	\$ 14,735
Health Research - Health Priorities (EA).....	42,889	42,408	41,259
Health Research - National Cancer Institute (EA).....	3,404	3,366	3,275
TOBACCO SETTLEMENT FUND TOTAL.....	\$ 61,611	\$ 60,920	\$ 59,269
EMERGENCY MEDICAL SERVICES OPERATING FUND:			
Emergency Medical Services.....	\$ 9,575	\$ 10,450	\$ 9,200
Catastrophic Medical and Rehabilitation.....	4,500	4,300	4,100
EMERGENCY MEDICAL SERVICES OPERATING FUND TOTAL.....	\$ 14,075	\$ 14,750	\$ 13,300
GOV. CASEY ORGAN & TISSUE DONATION AWARENESS FUND:			
Implementation Costs (EA).....	\$ 118	\$ 168	\$ 170
Hospital and Other Medical Costs (EA).....	20	20	18
Grants to Certified Procurement Organizations (EA).....	346	310	310
Project Make-A-Choice (EA).....	100	150	150
GOV. CASEY ORGAN & TISSUE DONATION AWARENESS FUND TOTAL.....	\$ 584	\$ 648	\$ 648

Summary by Fund and Appropriation

(Dollar Amounts in Thousands)

	2018-19 ACTUAL	2019-20 AVAILABLE	2020-21 BUDGET
MEDICAL MARIJUANA PROGRAM FUND:			
General Operations (EA).....	\$ 10,559	\$ 9,579	\$ 11,626
Loan Repayment to General Fund (EA).....	0	0	3,000
MEDICAL MARIJUANA PROGRAM FUND TOTAL.....	\$ 10,559	\$ 9,579	\$ 14,626
DEPARTMENT TOTAL - ALL FUNDS			
GENERAL FUND.....	\$ 199,058	\$ 203,443	\$ 188,420
MOTOR LICENSE FUND.....	0	0	0
LOTTERY FUND.....	0	0	0
FEDERAL FUNDS.....	642,363	656,785	647,419
AUGMENTATIONS.....	8,550	4,164	3,965
RESTRICTED.....	63,764	80,568	104,245
OTHER FUNDS.....	86,829	85,897	87,843
TOTAL ALL FUNDS.....	\$ 1,000,564	\$ 1,030,857	\$ 1,031,892

Program Funding Summary

(Dollar Amounts in Thousands)

	2018-19 Actual	2019-20 Available	2020-21 Budget	2021-22 Estimated	2022-23 Estimated	2023-24 Estimated	2024-25 Estimated
HEALTH SUPPORT SERVICES							
GENERAL FUND.....	\$ 56,747	\$ 57,318	\$ 57,839	\$ 57,839	\$ 56,533	\$ 56,533	\$ 56,533
MOTOR LICENSE FUND.....	0	0	0	0	0	0	0
LOTTERY FUND.....	0	0	0	0	0	0	0
FEDERAL FUNDS.....	200,093	207,618	208,579	208,579	208,579	208,579	208,579
AUGMENTATIONS.....	6,958	2,514	2,320	2,320	2,320	2,320	2,320
RESTRICTED.....	19	404	635	635	635	635	635
OTHER FUNDS.....	10,559	9,579	14,626	30,135	30,727	30,349	30,191
SUBCATEGORY TOTAL.....	\$ 274,376	\$ 277,433	\$ 283,999	\$ 299,508	\$ 298,794	\$ 298,416	\$ 298,258
HEALTH RESEARCH							
GENERAL FUND.....	\$ 15,840	\$ 9,200	\$ 100	\$ 100	\$ 100	\$ 100	\$ 100
MOTOR LICENSE FUND.....	0	0	0	0	0	0	0
LOTTERY FUND.....	0	0	0	0	0	0	0
FEDERAL FUNDS.....	2,893	2,938	2,790	2,790	2,790	2,790	2,790
AUGMENTATIONS.....	1,592	1,650	1,645	1,645	1,645	1,645	1,645
RESTRICTED.....	3,346	16,554	16,911	16,911	16,911	16,911	16,911
OTHER FUNDS.....	46,293	45,774	44,534	44,534	44,534	44,534	44,534
SUBCATEGORY TOTAL.....	\$ 69,964	\$ 76,116	\$ 65,980	\$ 65,980	\$ 65,980	\$ 65,980	\$ 65,980
PREVENTIVE HEALTH							
GENERAL FUND.....	\$ 113,014	\$ 123,368	\$ 119,684	\$ 121,684	\$ 121,684	\$ 121,684	\$ 121,684
MOTOR LICENSE FUND.....	0	0	0	0	0	0	0
LOTTERY FUND.....	0	0	0	0	0	0	0
FEDERAL FUNDS.....	439,377	446,229	436,050	436,050	436,050	436,050	436,050
AUGMENTATIONS.....	0	0	0	0	0	0	0
RESTRICTED.....	60,399	63,610	86,699	86,699	86,699	86,699	86,699
OTHER FUNDS.....	15,318	15,146	14,735	14,735	14,735	14,735	14,735
SUBCATEGORY TOTAL.....	\$ 628,108	\$ 648,353	\$ 657,168	\$ 659,168	\$ 659,168	\$ 659,168	\$ 659,168
HEALTH TREATMENT SERVICES							
GENERAL FUND.....	\$ 13,457	\$ 13,557	\$ 10,797	\$ 10,797	\$ 10,797	\$ 10,797	\$ 10,797
MOTOR LICENSE FUND.....	0	0	0	0	0	0	0
LOTTERY FUND.....	0	0	0	0	0	0	0
FEDERAL FUNDS.....	0	0	0	0	0	0	0
AUGMENTATIONS.....	0	0	0	0	0	0	0
RESTRICTED.....	0	0	0	0	0	0	0
OTHER FUNDS.....	14,659	15,398	13,948	13,948	13,948	13,948	13,948
SUBCATEGORY TOTAL.....	\$ 28,116	\$ 28,955	\$ 24,745	\$ 24,745	\$ 24,745	\$ 24,745	\$ 24,745
ALL PROGRAMS:							
GENERAL FUND.....	\$ 199,058	\$ 203,443	\$ 188,420	\$ 190,420	\$ 189,114	\$ 189,114	\$ 189,114
MOTOR LICENSE FUND.....	0	0	0	0	0	0	0
LOTTERY FUND.....	0	0	0	0	0	0	0
FEDERAL FUNDS.....	642,363	656,785	647,419	647,419	647,419	647,419	647,419
AUGMENTATIONS.....	8,550	4,164	3,965	3,965	3,965	3,965	3,965
RESTRICTED.....	63,764	80,568	104,245	104,245	104,245	104,245	104,245
OTHER FUNDS.....	86,829	85,897	87,843	103,352	103,944	103,566	103,408
DEPARTMENT TOTAL.....	\$ 1,000,564	\$ 1,030,857	\$ 1,031,892	\$ 1,049,401	\$ 1,048,687	\$ 1,048,309	\$ 1,048,151

Program: Health Support Services

Goal: To provide effective administration and support systems through which the substantive programs of the health delivery system and the department can be achieved.

Health Support Services provide the policy direction, management, and administrative systems required to implement, maintain, and monitor the substantive programs of the department.

The [Department of Health](#) provides epidemiologic assessment of health problems that may include communicable diseases, environmental conditions, occupational hazards, infection control, and health risk behaviors. Guidelines and recommendations are issued for prevention and control of these diseases along with professional consultation and technical support to health care providers and institutions, other agencies, county health departments, and local municipalities.

The [Achieving Better Care by Monitoring All Prescriptions](#) (also known as the [Prescription Drug Monitoring Program](#)) helps prevent prescription drug abuse and protect the health and safety of our community by [monitoring](#) filled prescriptions for controlled substances. This information helps health care providers safely prescribe controlled substances and helps patients get the treatment they need.

The department conducts [surveys and inspections](#) of various health care facilities and providers to determine compliance with state and federal standards and regulations, and in some circumstances, as a condition of receiving federal Medicare and Medicaid financial support. The surveys determine compliance with various standards including sanitation, fire safety, health and level of care.

The [Indoor Tanning Regulation Act](#) requires all indoor tanning establishments to register with the department, display proper safety signage and meet the established training requirements for staff. The act authorizes the department to inspect indoor tanning facilities.

The [Healthcare-Associated Infection Prevention/Antimicrobial Stewardship Program](#) supports hospitals, nursing care facilities, and ambulatory surgical facilities

in reducing the occurrence of healthcare-associated infections through implementing effective identification and reporting; reviewing and approving individual facility infection control plans; developing best practices for monitoring, surveillance and response; and maintaining a reporting program that will establish benchmarks and monitor performance in hospitals and nursing care facilities.

The department is responsible for oversight and regulation of managed care plans including health maintenance organizations, gatekeeper preferred provider organizations (PPOs), and point of service products. It licenses new plans, ensures availability and accessibility of health services in plan service areas, and monitors quality of care through periodic inspections and external quality reviews. The department reviews and approves provider contracts and reimbursement methods. It licenses and oversees traditional PPOs, nonprofit medical-surgical, and vision and dental plans. The department certifies managed care utilization review organizations, monitors compliance with utilization review standards, reviews complaints, and coordinates third level grievance reviews conducted by certified external review entities.

The [state public health laboratory](#) investigates disease outbreaks, emerging infectious diseases, and other threats to public health. The state public health laboratory performs approximately 200,000 tests each year, including 3,550 rabies tests and 3,000 West Nile virus tests. Tests are also performed for diseases such as HIV, meningitis, influenza, tuberculosis, botulism, Lyme disease, drugs, alcohol, and lead. The state public health laboratory is an integral part of preparedness and response throughout the commonwealth. The department licenses more than 9,000 laboratories, including independent labs and labs located within hospitals and physicians' offices, establishes performance standards, and monitors compliance through onsite inspections.

Program: Health Support Services (continued)

Facility Inspection Frequency				
Facility Type	Frequency	# of Licensed Facilities		
		2017-18	2018-19	2019-20
Abortion facilities	Inspected annually	18	17	16
Acute care hospitals	Surveyed and licensed on a three-year cycle	217	215	215
Ambulatory surgical facilities (class B and C)	Inspected annually	335	326	327
Birth centers	Inspected annually	6	6	5
End-stage renal disease facilities	One-third of facilities are surveyed annually	298	316	329
Home care agencies	Onsite inspection every three years; written surveys other two years	1,813	2049	2526
Home health agencies	Onsite inspection every three years; written surveys other two years	545	554	570
Hospice agencies	Onsite inspection every three years; written surveys other two years	183	181	182
Intellectual Disabilities - Intermediate Care Facilities	Surveyed within 12-months of license expiration	180	180	169
Nursing homes	Inspected annually	704	699	699
Pediatric extended care centers	Surveyed annually	15	15	15

* Based on data counts of licensure and surveys completed prior to licensure expiration by facility type.

Program Recommendations:

This budget recommends the following changes: (Dollar Amounts in Thousands)

<p>General Government Operations</p> <p>\$ -250 —funding reduction.</p> <p>190 —to continue current program.</p> <p><u>1,306</u> —for fracking study.</p> <p>\$ 1,246 <i>Appropriation Increase</i></p>	<p>Achieving Better Care - MAP Program</p> <p>\$ -443 —to continue current program.</p> <p>State Laboratory</p> <p>\$ -135 —to continue current program.</p>
<p>Quality Assurance</p> <p>\$ -147 —to continue current program.</p>	

Appropriations within this Program:

(Dollar Amounts in Thousands)

	2018-19 Actual	2019-20 Available	2020-21 Budget	2021-22 Estimated	2022-23 Estimated	2023-24 Estimated	2024-25 Estimated
GENERAL FUND:							
General Government Operations	\$ 27,009	\$ 26,283	\$ 27,529	\$ 27,529	\$ 26,223	\$ 26,223	\$ 26,223
Quality Assurance.....	23,009	23,513	23,366	23,366	23,366	23,366	23,366
Achieving Better Care - MAP Program.....	3,077	3,172	2,729	2,729	2,729	2,729	2,729
State Laboratory	3,652	4,350	4,215	4,215	4,215	4,215	4,215
TOTAL GENERAL FUND	\$ 56,747	\$ 57,318	\$ 57,839	\$ 57,839	\$ 56,533	\$ 56,533	\$ 56,533

Program: Health Research

Goal: To develop better basic scientific knowledge of the nature of disease, illness and the environment, which will improve the use of existing and new health resources.

The department is responsible for coordinating the collection, analysis, and dissemination of health data, [statistics](#), and information. The department prepares annual [health reports](#) that are available on the department's website along with the [Enterprise Data Dissemination Informatics Exchange](#) (EDDIE), an interactive health statistics tool.

The department also maintains a central repository for more than 23.5 million records of [births, deaths and other vital statistics](#) that occur in the commonwealth. Through automation of this operation, all Pennsylvania birth records from 1921 to the present are available through

the department's computer system at the central office and all branch offices. The system processes more than 500,000 requests annually for certified copies of birth and death records. This system assists in the detection of fraudulent record usage, child support enforcement, and the reporting of missing children. Birth and death records are stored digitally or on microfilm for preservation and are available for retrieval if required. Birth certificate requests have increased due to federal homeland security requirements for enhanced verification for boarding a domestic commercial flight or entering a federal building.

Program Recommendations:

This budget recommends the following changes: (Dollar Amounts in Thousands)

\$ -200	Diabetes Programs —program elimination.	\$ -7,700	Bio-Technology Research —program elimination.
\$ -1,200	Regional Cancer Institutes —program elimination.		

The Vital Statistics appropriation is recommended at the current year funding level.

Appropriations within this Program:

(Dollar Amounts in Thousands)

	2018-19 Actual	2019-20 Available	2020-21 Budget	2021-22 Estimated	2022-23 Estimated	2023-24 Estimated	2024-25 Estimated
GENERAL FUND:							
Vital Statistics	\$ 9,165	\$ 100	\$ 100	\$ 100	\$ 100	\$ 100	\$ 100
Diabetes Programs	100	200	0	0	0	0	0
Regional Cancer Institutes	700	1,200	0	0	0	0	0
Bio-Technology Research	5,875	7,700	0	0	0	0	0
TOTAL GENERAL FUND	\$ 15,840	\$ 9,200	\$ 100	\$ 100	\$ 100	\$ 100	\$ 100

Program Measures:

	2014-15 Actual	2015-16 Actual	2016-17 Actual	2017-18 Actual	2018-19 Actual	2019-20 Estimated	2020-21 Estimated
--	-------------------	-------------------	-------------------	-------------------	-------------------	----------------------	----------------------

Coordinate the collection and analysis of health statistics and information.

Vital Events (births, deaths and fetal deaths)

Vital events registered (calendar year)	269,203	272,623	273,888	275,255	273,348	275,255	275,255
Percentage of vital events registered according to Vital Statistics Law and Title 28 of the PA Code	95%	82%	85%	88%	84%	87%	90%
Applications for certified copies of birth and death records filled (calendar year)	510,000	646,208	487,000	597,000	616,615	750,000	850,000

Program: Preventive Health

Goal: To reduce morbidity and mortality through the early detection of disease and health defects and the promotion of sound health practices and remedial care.

A key to the promotion of sound health practices is ensuring that all Pennsylvanians can access and utilize a range of preventive health and early disease detection services.

The department provides public health services through its network of district offices, [state health centers](#), [county and municipal health departments](#), community-based organizations, and public health clinical providers. These programs include communicable disease tracking and prevention; investigation, intervention and control services for public health concerns; family health and chronic disease prevention, assessment, and intervention services; and special environmental health services. The six county and four city health departments also provide a range of individual and environmental public health services in their jurisdictions and these services are funded through grants and contracts awarded by the department.

Women and Infant Programs

The department combines home visiting programs, CenteringPregnancy programs, and innovative inter-conception care to support mothers and babies to improve pregnancy outcomes, reduce infant mortality and improve child development.

To minimize severe health risks to infants, the department administers a [newborn screening and follow-up program](#). The department ensures appropriate follow-up services for all newborns with abnormal or inconclusive test results. In addition, these newborns and their families are connected with treatment specialists who conduct diagnostic testing and coordinate the required care.

The department facilitates several programs designed to help improve the health status of women. The Breast and Cervical Cancer Early Detection program ([HealthyWoman Program](#)) provides free mammograms, breast exams, Pap tests, pelvic exams, and treatment to eligible women, ages 40 – 64, who are low income and have limited or no insurance.

State health center community health nurses conduct public educational programs and participate in local advisory teams that focus on identifying and addressing trends in injuries and deaths and improving the health and safety of women, infants, and children (also relates to Children's Programs).

The department administers the federally funded Special Supplemental Nutrition Program for Women, Infants and Children ([WIC](#)). WIC serves pregnant, breast-feeding and postpartum women, infants, and children up to five years of age who are at risk due to medical conditions and/or inadequate diet and low income. The program supplies supplemental foods that are rich in nutrients frequently lacking in the diets of the target population.

Children's Programs

The department's federally funded [immunization program](#) supplies immunizations to infants, children, and adolescents to reduce the incidence of vaccine-preventable diseases in the commonwealth. The program supports the surveillance of vaccine-preventable diseases; provides consultation during disease outbreaks; assesses childhood immunization levels; conducts professional and public education programs; and initiates, processes and evaluates the childcare and school immunization reporting system. In addition, the program provides guidance to school districts to keep children healthy in school and to minimize the chance of disease outbreaks. Local state health centers conduct educational programs for the public and providers to prevent disease by improving immunization rates and during epidemiological investigations to prevent and decrease disease transmission.

The department addresses lead poisoning prevention, education, and surveillance through a variety of federally funded activities. The [Lead Hazard Control Program](#) seeks to identify, control, and eliminate lead-based paint hazards in homes of eligible families. The department conducts surveillance of childhood blood lead levels to identify trends in communities or populations that are disparately affected. State health center staff provide education to parents and make referrals for children with elevated blood lead levels. In addition, the department provides education and training to families and communities, contractors, and healthcare providers to promote lead poisoning prevention and testing.

The [School Health](#) program supports health services for all children who are attending elementary or secondary school, either public or private. The program reimburses 500 school districts, 160 charter schools and 10 vocational technical schools for a portion of the costs associated with providing school nursing and dental services. State health center nurses offer technical assistance and recommendations to school officials during investigation of disease in students and staff.

Other Health Promotion and Disease and Injury Prevention Programs

The department promotes appropriate adult immunizations by providing information to community-based and public organizations. Vaccines are also made available to uninsured and underinsured adults through state health centers, county and municipal health departments, and federally qualified and rural health clinics. The state health center nurses offer blood pressure screenings at local events. The department ensures that all residents of the commonwealth are served through an infectious disease epidemiological surveillance,

Program: Preventive Health (continued)

investigation, and control system. Reported cases of infectious diseases are investigated to determine the infection source, transmission mode, and control measures needed to prevent additional cases.

Chronic disease remains one of the leading causes of preventable and premature deaths in the commonwealth. The hepatitis C testing program affords at-risk individuals testing and education on prevention control measures. The department's [HIV](#) program employs a coordinated and integrated strategy to prevent, test, link, treat and engage/retain individuals across the continuum of HIV prevention and care services. In collaboration with the Bureau of Epidemiology, state health center nurses investigate concerns of healthcare acquired exposure or infections by offering hepatitis, HIV testing and control measure education to patients and providers.

The goal of the [Sexually Transmitted Diseases \(STD\) Program](#) is to prevent STDs and their complications. The STD Program supports a statewide network of clinical service sites that offer testing, treatment and risk-reduction information, and conduct contact elicitation interviews and related investigative services.

The goal of the [Tuberculosis \(TB\)](#) program is to reduce the incidence of TB and provides outpatient examination, diagnosis and appropriate treatment for persons with TB disease and infection. State health centers offer public STD, HIV, and TB education programs and provider education relating to prevention of institutional spread and appropriate case management.

The department works with health care providers, commercial and public insurance payers, consumers, and the Centers for Medicare and Medicaid Services to transform the way patient care is managed, coordinated and delivered in rural health care settings. The innovations will lead to improved health outcomes while reducing the cost of care.

The [Tobacco Use Prevention and Control](#) program seeks to control the epidemic of disease, disability, and death related to all forms of tobacco use. Activities include community and school programs; counter marketing to prevent the initiation of tobacco use by youth; cessation programs, including a [Quitline](#), to help Pennsylvanians quit tobacco use; awareness education; and community outreach to protect non-smokers from secondhand smoke. The department provides for education and enforcement of the [Clean Indoor Air Act](#), which prohibits smoking in most public places.

The department continues its initiative to prevent tick and mosquito transmitted infections, including [Lyme disease](#), Zika virus, and West Nile virus. State health center community health nurses provide educational programs on the prevention of mosquito and tickborne diseases.

As part of the commonwealth's continued efforts to combat the heroin and [opioid epidemic](#), public awareness

and education campaigns seek to improve knowledge of the use and availability of Naloxone. Under the authority of the Controlled Substance, Drug, Device and Cosmetic Act, the department issued a standing order to enable any eligible person to obtain a prescription of [Naloxone](#) – a medication that can reverse an opioid overdose. The [Opioid Data Dashboard](#) provides county level data for the public and highlights prevention, rescue, and treatment efforts. The department, in collaboration with the Department of Drug and Alcohol Programs conducted [Warm Hand-off Summits](#) to educate local communities on the approach of health providers doing a face-to-face introduction to a substance abuse specialist and making a direct referral to treatment. The department also encourages prescribers to follow opioid prescribing guidelines developed and adopted by the medical boards.

The department manages the following federally funded programs that also support health promotion and injury prevention activities:

[Cancer Prevention and Control](#) programs promote cancer education, awareness, and services to reduce cancer mortality and provide a better quality of life for Pennsylvanians dealing with the effects of cancer.

The [Oral Health](#) program assesses the status of the oral health of state residents and plans and implements strategies and programs to improve oral health. The program provides oral and dental health educational materials designed to promote the prevention of tooth decay, periodontal disease, and other oral diseases. The program also promotes the beneficial health effects of fluoridation of public water systems.

The [Diabetes Prevention Program](#), [Heart Disease and Stroke Prevention Program](#), and [Obesity Prevention and Wellness Program](#), work collaboratively to promote healthy, active lifestyles in communities, health care systems, schools, early care and education centers, and worksites. These changes support the development of healthy environments that encourage positive behaviors to reduce and control diabetes and hypertension, and to prevent heart disease, obesity, stroke, and related chronic diseases and conditions.

The [Asthma Control Program](#) provides education and information to persons with asthma, caregivers, and health professionals that support the identification of triggers and self-management of asthma.

The [Violence and Injury Prevention](#) program is designed to reduce the incidence of unintentional injuries, as well as violence and injury-related fatalities, through the development of surveillance systems, educational programs for at-risk populations, and training of health professionals. The department provides funding to organizations to support safer communities by addressing childhood injuries, motor vehicle safety, fall prevention among older adults, traumatic brain injury, and child maltreatment prevention.

Program: Preventive Health (continued)

Program Recommendations:

This budget recommends the following changes: (Dollar Amounts in Thousands)

<p>Health Innovation —to continue current program.</p> <p>State Health Care Centers —to continue current program.</p> <p>Primary Health Care Practitioner —Initiative-to increase access to affordable primary health care.</p> <p>Community-Based Health Care Subsidy —to continue current program.</p> <p>AIDS Programs and Special Pharmaceutical Services —shift in current program costs to the Ryan White HIV/AIDS rebates.</p>	<p>School District Health Services —to continue current program.</p> <p>Maternal and Child Health Services —to continue current program.</p> <p>Epilepsy Support Services —funding reduction.</p> <p>Lyme Disease —funding reduction.</p>
<p>\$ -300</p> <p>\$ 509</p> <p>\$ 450</p> <p>\$ -125</p> <p>\$ -2,000</p>	<p>\$ -1,000</p> <p>\$ -168</p> <p>\$ -550</p> <p>\$ -500</p>

All other appropriations are recommended at the current year funding levels.

Appropriations within this Program:

(Dollar Amounts in Thousands)

	2018-19 Actual	2019-20 Available	2020-21 Budget	2021-22 Estimated	2022-23 Estimated	2023-24 Estimated	2024-25 Estimated
GENERAL FUND:							
Health Innovation.....	\$ 911	\$ 914	\$ 614	\$ 614	\$ 614	\$ 614	\$ 614
State Health Care Centers	18,000	22,505	23,014	23,014	23,014	23,014	23,014
Sexually Transmitted Disease Screening and Treatment.....	1,757	1,757	1,757	1,757	1,757	1,757	1,757
Primary Health Care Practitioner.....	0	4,550	5,000	5,000	5,000	5,000	5,000
Community-Based Health Care Subsidy ...	2,125	2,125	2,000	2,000	2,000	2,000	2,000
Newborn Screening	6,464	7,092	7,092	7,092	7,092	7,092	7,092
Cancer Screening Services	2,563	2,563	2,563	2,563	2,563	2,563	2,563
AIDS Programs and Special Pharmaceutical Services	12,436	12,436	10,436	12,436	12,436	12,436	12,436
School District Health Services	35,620	35,620	34,620	34,620	34,620	34,620	34,620
Local Health Departments.....	25,421	25,421	25,421	25,421	25,421	25,421	25,421
Local Health - Environmental	2,389	2,389	2,389	2,389	2,389	2,389	2,389
Maternal and Child Health Services	1,365	1,533	1,365	1,365	1,365	1,365	1,365
Tuberculosis Screening and Treatment.....	913	913	913	913	913	913	913
Epilepsy Support Services.....	550	550	0	0	0	0	0
Lyme Disease.....	2,500	3,000	2,500	2,500	2,500	2,500	2,500
TOTAL GENERAL FUND	\$ 113,014	\$ 123,368	\$ 119,684	\$ 121,684	\$ 121,684	\$ 121,684	\$ 121,684

Program Measures:

	2014-15 Actual	2015-16 Actual	2016-17 Actual	2017-18 Actual	2018-19 Actual	2019-20 Estimated	2020-21 Estimated
--	-------------------	-------------------	-------------------	-------------------	-------------------	----------------------	----------------------

Meet and maintain Healthy People 2020 objectives for vaccination rates among school-age children.

Percentage of kindergarten students that have 2 or more doses of measles, mumps and rubella (MMR) vaccine	N/A	N/A	93.70%	96.70%	96.40%	97.0%	97.0%
Percentage of 7th grade students that have 1 dose of meningococcal vaccine (MCV)	N/A	88.60%	84.90%	94.84%	93.50%	94.50%	95.00%

Increase access for women and infants to nutritious foods.

Women, Infants and Children (WIC) Program

Number of children ages 2 to 5 participating in the WIC program ..	105,736	96,739	92,008	92,063	92,118	96,971	97,029
Average number of persons participating in the WIC program each month...	251,307	240,481	226,193	228,455	204,944	206,038	212,000

Program: Preventive Health (continued)

Program Measures: (continued)	2014-15 Actual	2015-16 Actual	2016-17 Actual	2017-18 Actual	2018-19 Actual	2019-20 Estimated	2020-21 Estimated
Average actual food cost per WIC participant, per month.....	\$48.00	\$46.00	\$49.76	\$50.76	\$43.51	\$48.00	\$48.00
Average Nutrition Services and Administration (NSA) operational costs per WIC participant, per month.....	\$25.00	\$20.00	\$21.71	\$21.91	\$21.06	\$21.00	\$21.00
Ensure that all citizens are able to access a range of preventive health and early detection services.							
Community Health							
Number of clinical visits for immunization services both in the state health center and community setting.....	20,780	15,471	20,105	17,505	14,596	18,000	16,000
Number of patients served for tuberculosis	1,600	1,507	1,775	1,666	1,524	1,800	1,800
Number of communicable disease investigations.....	28,780	32,278	51,597	59,706	59,733	53,000	55,000
Number of animal bite investigations.	17,030	17,399	17,908	18,786	18,819	19,205	19,500
Women and Children's Programs							
Newborns receiving state-mandated screening for genetic conditions ...	138,000	138,976	136,236	137,164	143,437	145,000	145,000
Privately owned housing units in targeted geographical areas that are remediated for the presence of lead hazards*.	54	N/A	N/A	14	38	85	50
Other Communicable Disease Programs and Incidences Reported.							
Percentage of clients who test positive at department-supported HIV testing sites who return to receive their positive test results.....	88%	88%	99%	99%	99%	99%	99%
Incidences of gonorrhea (per 100,000 population)	50.63	57.00	61.79	69.58	61.40	71.00	72.00
Incidences of infectious syphilis (per 100,000 population)	2.32	2.29	2.00	3.25	3.50	3.80	3.80
Incidences of tuberculosis (per 100,000 population)	2.00	2.00	1.80	1.90	2.00	2.00	2.00
Injury Prevention.							
Children and adults receiving injury prevention education and awareness.....	11,545	10,439	10,500	12,522	10,338	10,500	10,500
Prevent initiation and reduce use of tobacco products, eliminate nonsmokers' exposure to second hand smoke, and eliminate tobacco-related health disparities.							
Tobacco Program							
Percentage of callers to the Quitline who received counseling and reported that they have stopped the use of tobacco products at the 7-month follow-up	32%	31%	34%	29%	31%	33%	32%
Percentage of adults who smoke	19%	18%	18%	18%	17%	16%	15%

* The "Privately owned housing units" measure represents projections as shown in the three-year federal grant application.

Program: Health Treatment Services

Goal: To maximize the individual's capacity for independent living through the provision of an array of service and support programs.

Health Treatment Services

The [department](#) is responsible for coordinating a variety of specialized medical services for commonwealth patients.

The [Chronic Renal Disease Program](#) (CRDP) provides care and treatment for eligible adults with end-stage renal disease. The CRDP assists with costs related to dialysis services, renal transplantation, medications, medical management, inpatient and outpatient services, home dialysis supplies and equipment, and transportation services.

The specialty care programs provide children and adults with a variety of services for certain health conditions including adult cystic fibrosis, Cooley's anemia, hemophilia, sickle cell, and home ventilator care for children with chronic respiratory failure. Services include diagnosis, direct medical care, case management,

comprehensive evaluations, and rehabilitative services, including pharmaceuticals and blood products. In a joint effort to improve utilization of state funds, individuals who are potentially eligible for Medical Assistance or the Children's Health Insurance Program are referred to those programs.

The department is the lead agency for the commonwealth's [emergency medical services](#) (EMS) system. This includes planning, coordinating, developing, implementing, and evaluating the statewide EMS system (including emergency preparedness and response) through regional councils with advice and support from a statewide advisory council. Oversight of compliance with regulations, development and implementation of statewide EMS treatment protocols, naloxone use and programs, and implementation of the pre-hospital "Do Not Resuscitate" program are managed through the department as well.

The [Head Injury Program](#) provides case management services and post-acute head injury rehabilitation services to individuals with traumatic head injury. Services are provided through contractual agreements with head injury rehabilitation providers in the commonwealth. Funding is made available through the Emergency Medical Services Operating Fund.

The department oversees the commonwealth's [Medical Marijuana Program](#). Patients with an eligible serious medical condition have access to medical marijuana products through a safe and effective delivery method that balances the patient's need for access to the latest treatments along with the patient's care and safety. The department provides resources and information for patients and caregivers, growers, processors, dispensaries, physicians, laboratories, and clinical research.

Specialty Care Programs

Program	Minimum Receiving Treatment*
Referrals to treatment for metabolic conditions	250
Renal disease	5,728
Sickle Cell disease	1,687
Hemophilia	1,717
Cooley's Anemia	88
Spina Bifida	978
Cystic Fibrosis	1,230
Services for children with special needs (home ventilators)	211
Services for children with special needs (children's rehabilitation services)	1,079

* Reflects only state funding and based on 2018-19 data counts of children and adults receiving services through department-supported programs.

Program Recommendations:

This budget recommends the following changes: (Dollar Amounts in Thousands)

\$ -300	Adult Cystic Fibrosis & Other Chronic Respiratory Illnesses —funding reduction.	\$ -700	Regional Poison Control Centers —program elimination.
\$ -100	Lupus —program elimination.	\$ -460	Trauma Prevention —program elimination.

Program: Health Treatment Services (continued)

Program Recommendations: (continued) This budget recommends the following changes: (Dollar Amounts in Thousands)

\$ -150	Tourette's Syndrome —program elimination.	\$ -200	Leukemia/Lymphoma —program elimination.
\$ -850	Amyotrophic Lateral Sclerosis Support Services —program elimination.		

All other appropriations are recommended at the current year funding levels.

Appropriations within this Program:

(Dollar Amounts in Thousands)

	2018-19 Actual	2019-20 Available	2020-21 Budget	2021-22 Estimated	2022-23 Estimated	2023-24 Estimated	2024-25 Estimated
GENERAL FUND:							
Renal Dialysis.....	\$ 6,300	\$ 6,300	\$ 6,300	\$ 6,300	\$ 6,300	\$ 6,300	\$ 6,300
Services for Children with Special Needs..	1,728	1,728	1,728	1,728	1,728	1,728	1,728
Adult Cystic Fibrosis & Other Chronic Respiratory Illnesses.....	750	750	450	450	450	450	450
Cooley's Anemia.....	100	100	100	100	100	100	100
Hemophilia.....	959	959	959	959	959	959	959
Lupus.....	100	100	0	0	0	0	0
Sickle Cell.....	1,260	1,260	1,260	1,260	1,260	1,260	1,260
Regional Poison Control Centers.....	700	700	0	0	0	0	0
Trauma Prevention.....	460	460	0	0	0	0	0
Tourette's Syndrome.....	150	150	0	0	0	0	0
Amyotrophic Lateral Sclerosis Support Services.....	750	850	0	0	0	0	0
Leukemia/Lymphoma.....	200	200	0	0	0	0	0
TOTAL GENERAL FUND.....	\$ 13,457	\$ 13,557	\$ 10,797	\$ 10,797	\$ 10,797	\$ 10,797	\$ 10,797

– THIS PAGE INTENTIONALLY LEFT BLANK –



HEALTH CARE COST CONTAINMENT COUNCIL

The mission of the Pennsylvania Health Care Cost Containment Council is to empower purchasers of health care benefits with information that can be used to improve quality and restrain costs.

The council is charged with collecting, analyzing and reporting information that can be used to improve the quality and restrain the cost of health care in the commonwealth. The council provides purchasers of health care benefits and other stakeholders with information they can use to improve quality and restrain costs. The council is governed by a 25-member board of directors, representing business, labor, consumers, health care providers, insurers and state government.

Programs and Goals

Health Care Reporting: *To facilitate the continuing provision of quality, cost-effective health services throughout the commonwealth by providing current data and information to the purchasers, providers, insurers, policymakers and consumers of health care services.*

Health Care Cost Containment Council

Summary by Fund and Appropriation

(Dollar Amounts in Thousands)

	2018-19 ACTUAL	2019-20 AVAILABLE	2020-21 BUDGET
GENERAL FUND:			
<i>General Government:</i>			
Health Care Cost Containment Council.....	\$ 3,355	\$ 3,355	\$ 3,355

Program Funding Summary

(Dollar Amounts in Thousands)

	2018-19 Actual	2019-20 Available	2020-21 Budget	2021-22 Estimated	2022-23 Estimated	2023-24 Estimated	2024-25 Estimated
HEALTH CARE REPORTING							
GENERAL FUND.....	\$ 3,355	\$ 3,355	\$ 3,355	\$ 3,355	\$ 3,355	\$ 3,355	\$ 3,355
MOTOR LICENSE FUND.....	0	0	0	0	0	0	0
LOTTERY FUND.....	0	0	0	0	0	0	0
FEDERAL FUNDS.....	0	0	0	0	0	0	0
AUGMENTATIONS.....	0	0	0	0	0	0	0
RESTRICTED.....	0	0	0	0	0	0	0
OTHER FUNDS.....	0	0	0	0	0	0	0
SUBCATEGORY TOTAL.....	\$ 3,355	\$ 3,355	\$ 3,355	\$ 3,355	\$ 3,355	\$ 3,355	\$ 3,355
ALL PROGRAMS:							
GENERAL FUND.....	\$ 3,355	\$ 3,355	\$ 3,355	\$ 3,355	\$ 3,355	\$ 3,355	\$ 3,355
MOTOR LICENSE FUND.....	0	0	0	0	0	0	0
LOTTERY FUND.....	0	0	0	0	0	0	0
FEDERAL FUNDS.....	0	0	0	0	0	0	0
AUGMENTATIONS.....	0	0	0	0	0	0	0
RESTRICTED.....	0	0	0	0	0	0	0
OTHER FUNDS.....	0	0	0	0	0	0	0
DEPARTMENT TOTAL.....	\$ 3,355	\$ 3,355	\$ 3,355	\$ 3,355	\$ 3,355	\$ 3,355	\$ 3,355

Program: Health Care Reporting

Goal: To facilitate the continuing provision of quality, cost effective health services throughout the commonwealth by providing current data and information to the purchasers, providers, insurers, policymakers and consumers of health care services.

The [Pennsylvania Health Care Cost Containment Council \(PHC4\)](#) is an independent state agency first established by [Act 89 of 1986](#). It is governed by a 25-member board that represents health care purchasers (business and labor), consumers, health care providers, insurers and state government.

PHC4 uses advanced statistical and research methodologies, including the use of risk-adjusted data which accounts for the severity of patient illness and other risk factors to produce [reports](#) on common illnesses that affect Pennsylvanians. Publicly reported medical costs and outcomes not only help improve patient care, but also help consumers make informed choices about where to seek medical treatment.

Data from nearly five million inpatient and outpatient records from Pennsylvania hospitals and ambulatory surgery centers are collected by the council each year. The data, which include detailed financial information about hospitals and surgery centers, are verified and shared with the public through [free public reports](#). The council has collected and utilized payment data from Medicare, Medicaid and commercial health insurance plans and has incorporated hospital-specific Medicare payment data into numerous PHC4 public reports. Updating and expanding an interactive consumer friendly online database of Medicare payments for common outpatient services and treatments is also a priority for PHC4.

Program Recommendation:

This budget recommends the following changes: (Dollar Amounts in Thousands)

The Health Care Cost Containment Council appropriation is recommended at the current year funding level.

Appropriations within this Program:

(Dollar Amounts in Thousands)

	2018-19 Actual	2019-20 Available	2020-21 Budget	2021-22 Estimated	2022-23 Estimated	2023-24 Estimated	2024-25 Estimated
GENERAL FUND:							
Health Care Cost Containment Council.....	\$ 3,355	\$ 3,355	\$ 3,355	\$ 3,355	\$ 3,355	\$ 3,355	\$ 3,355



HISTORICAL AND MUSEUM COMMISSION

The mission of the [Pennsylvania Historical and Museum Commission \(PHMC\)](#) is to work in partnership with others to preserve the commonwealth's natural and cultural heritage as a steward, teacher and advocate for the people of Pennsylvania and the nation.

Programs and Goals

State Historic Preservation: *To manage and safeguard Pennsylvania's historic resources through a comprehensive history and museum program focused on the preservation, study and interpretation of all areas of Pennsylvania history, providing exhibits and programs to share this history with learners of all ages.*

Museum Assistance: *To assure preservation and accessibility of Pennsylvania's rich heritage through representative artifacts, specimens of history, art and science for all citizens through the support of museums and historical sites within the commonwealth.*

Historical and Museum Commission

Summary by Fund and Appropriation

(Dollar Amounts in Thousands)

	2018-19 ACTUAL	2019-20 AVAILABLE	2020-21 BUDGET
GENERAL FUND:			
General Government:			
General Government Operations.....	\$ 20,353	\$ 21,555	\$ 22,799
(F)Historic Preservation.....	1,300	1,300	2,050
(F)Surface Mining Review.....	150	150	150
(F)Environmental Review.....	375	375	348
(F)Coastal Zone Management.....	50	50	0
(F)American Battlefield Protection Program.....	1,200	3,000	2,000
(F)Hurricane Sandy Disaster Relief (EA).....	500	338	0
(F)Historic Property Partnerships.....	60	30	0
(F)Maritime Heritage.....	608	500	0
(F)Appalachian Development.....	70	70	100
(A)State Records Center.....	712	735	823
(A)Keystone Recreation, Park & Conservation Fund.....	602	730	743
(R)Rent and Other Income.....	412	150	200
Subtotal.....	<u>\$ 26,392</u>	<u>\$ 28,983</u>	<u>\$ 29,213</u>
Subtotal - State Funds.....	\$ 20,353	\$ 21,555	\$ 22,799
Subtotal - Federal Funds.....	4,313	5,813	4,648
Subtotal - Augmentations.....	1,314	1,465	1,566
Subtotal - Restricted Revenues.....	412	150	200
Total - General Government.....	<u>\$ 26,392</u>	<u>\$ 28,983</u>	<u>\$ 29,213</u>
Grants and Subsidies:			
Cultural and Historical Support.....	\$ 2,000	\$ 2,000	\$ 2,000
(R)Historical Preservation Act of 1966.....	106	125	125
Subtotal - State Funds.....	\$ 2,000	\$ 2,000	\$ 2,000
Subtotal - Restricted Revenues.....	106	125	125
Total - Grants and Subsidies.....	<u>\$ 2,106</u>	<u>\$ 2,125</u>	<u>\$ 2,125</u>
STATE FUNDS.....	\$ 22,353	\$ 23,555	\$ 24,799
FEDERAL FUNDS.....	4,313	5,813	4,648
AUGMENTATIONS.....	1,314	1,465	1,566
RESTRICTED REVENUES.....	518	275	325
GENERAL FUND TOTAL.....	<u>\$ 28,498</u>	<u>\$ 31,108</u>	<u>\$ 31,338</u>
OTHER FUNDS:			
HISTORICAL PRESERVATION FUND:			
General Operations (EA).....	\$ 1,391	\$ 1,742	\$ 1,742
(R)Mitigation and Special Projects.....	286	2,150	2,245
HISTORICAL PRESERVATION FUND TOTAL.....	<u>\$ 1,677</u>	<u>\$ 3,892</u>	<u>\$ 3,987</u>
KEYSTONE RECREATION, PARK AND CONSERVATION FUND:			
Historic Site Development (EA).....	\$ 13,268	\$ 14,599 ^a	\$ 14,868
DEPARTMENT TOTAL - ALL FUNDS			
GENERAL FUND.....	\$ 22,353	\$ 23,555	\$ 24,799
MOTOR LICENSE FUND.....	0	0	0
LOTTERY FUND.....	0	0	0
FEDERAL FUNDS.....	4,313	5,813	4,648
AUGMENTATIONS.....	1,314	1,465	1,566
RESTRICTED.....	518	275	325
OTHER FUNDS.....	14,945	18,491	18,855
TOTAL ALL FUNDS.....	<u>\$ 43,443</u>	<u>\$ 49,599</u>	<u>\$ 50,193</u>

^a Reflects estimated executive authorization increase.

Program Funding Summary

(Dollar Amounts in Thousands)

	2018-19 Actual	2019-20 Available	2020-21 Budget	2021-22 Estimated	2022-23 Estimated	2023-24 Estimated	2024-25 Estimated
STATE HISTORIC PRESERVATION							
GENERAL FUND.....	\$ 20,353	\$ 21,555	\$ 22,799	\$ 22,799	\$ 22,799	\$ 22,799	\$ 22,799
MOTOR LICENSE FUND.....	0	0	0	0	0	0	0
LOTTERY FUND.....	0	0	0	0	0	0	0
FEDERAL FUNDS.....	4,313	5,813	4,648	4,648	4,648	4,648	4,648
AUGMENTATIONS.....	1,314	1,465	1,566	1,573	1,578	1,588	1,607
RESTRICTED.....	518	275	325	325	325	325	325
OTHER FUNDS.....	1,677	3,892	3,987	3,987	3,987	3,987	3,987
SUBCATEGORY TOTAL.....	\$ 28,175	\$ 33,000	\$ 33,325	\$ 33,332	\$ 33,337	\$ 33,347	\$ 33,366
MUSEUM ASSISTANCE							
GENERAL FUND.....	\$ 2,000	\$ 2,000	\$ 2,000	\$ 2,000	\$ 2,000	\$ 2,000	\$ 2,000
MOTOR LICENSE FUND.....	0	0	0	0	0	0	0
LOTTERY FUND.....	0	0	0	0	0	0	0
FEDERAL FUNDS.....	0	0	0	0	0	0	0
AUGMENTATIONS.....	0	0	0	0	0	0	0
RESTRICTED.....	0	0	0	0	0	0	0
OTHER FUNDS.....	13,268	14,599	14,868	15,011	15,102	15,297	15,674
SUBCATEGORY TOTAL.....	\$ 15,268	\$ 16,599	\$ 16,868	\$ 17,011	\$ 17,102	\$ 17,297	\$ 17,674
ALL PROGRAMS:							
GENERAL FUND.....	\$ 22,353	\$ 23,555	\$ 24,799	\$ 24,799	\$ 24,799	\$ 24,799	\$ 24,799
MOTOR LICENSE FUND.....	0	0	0	0	0	0	0
LOTTERY FUND.....	0	0	0	0	0	0	0
FEDERAL FUNDS.....	4,313	5,813	4,648	4,648	4,648	4,648	4,648
AUGMENTATIONS.....	1,314	1,465	1,566	1,573	1,578	1,588	1,607
RESTRICTED.....	518	275	325	325	325	325	325
OTHER FUNDS.....	14,945	18,491	18,855	18,998	19,089	19,284	19,661
DEPARTMENT TOTAL.....	\$ 43,443	\$ 49,599	\$ 50,193	\$ 50,343	\$ 50,439	\$ 50,644	\$ 51,040

Program: State Historic Preservation

Goal: To manage and safeguard Pennsylvania's historic resources through a comprehensive history and museum program focused on the preservation, study and interpretation of all areas of Pennsylvania history, providing exhibits and programs to share this history with learners of all ages.

The [Pennsylvania Historical and Museum Commission \(PHMC\)](#) is the commonwealth's official history agency. The responsibilities of the PHMC are rooted in the Pennsylvania Constitution and are further defined in the History Code and the Administrative Code.

Executive Direction and Administration

This program provides general policy and direction for administering the commission's operations, ensuring the direction of each program is focused on meeting the agency's mission and strategic goals. It includes legislative, marketing and public relations, procurement, preservation of historic sites and museums, financial grant administration, fiscal and revenue management and other support services.

State and Local Records

This program supports the operation of the [State Archives](#) and the [State Records Center](#). The State Archives is responsible for identifying, acquiring, preserving and providing public access to the valuable and historical records created by government. This responsibility extends to the [preservation of electronic records](#) and to the use of technology to facilitate public access, which included over five million in-person and online visitors last year. The State Archives maintains and preserves deeds and other significant property records, maps, photographs, official minutes of boards and commissions, reports and selected case and program files that document the significant activities of Pennsylvania's government. The State Records Center is the official repository for inactive records that must be maintained temporarily by state agencies for administrative, fiscal or legal purposes.

This program also administers state executive branch and local government records management programs and provides other services to state and local government offices. These services include preparation of records retention schedules, approval of records disposal requests, promulgation of standards for retention of records in different storage media and providing training and technical assistance to records custodians in order to increase efficiency, lower costs and protect essential records from catastrophic loss.

Historic Site and Museum Operations

This program supports the operation of [28 historic sites and museums](#) throughout the commonwealth that

are open to the public, in addition to the [State Museum of Pennsylvania](#). PHMC's historic sites and museums engage and educate visitors using collections and exhibition programs, living history and other types of tours to explore Pennsylvania's cultural and natural history. The program utilizes public-private partnerships with associate organizations at each site and museum to further provide for the interpretation of these significant properties. Facility development, educational programming and collections management and conservation of nearly nine million historical artifacts, fine arts objects and natural history specimens are all part of the activities of Historic Site and Museum Operations. The program maintains and preserves 409 buildings and 2,078 acres across the commonwealth.

In addition, at several additional sites, the Historic Site and Museum Operations program supports a property management and lease program effected through cooperative agreements with management groups, for-profit and not-for-profit organizations to operate, maintain and utilize historic sites, buildings and agricultural lands under the custody of the commission.

Historic Preservation

PHMC's [State Historic Preservation Office](#) (SHPO) administers several federal programs created by the National Historic Preservation Act of 1966, in addition to many state programs authorized under the Pennsylvania History Code. The SHPO's work is guided by federal and state regulations and Pennsylvania's historic preservation plan. This program is responsible for: providing information, education, training and technical assistance to all Pennsylvanians about historic preservation and various incentives to protect, maintain, and reuse historic properties; advising federal and state agencies and local governments in matters of historic preservation; maintaining Pennsylvania's inventory of historic properties; identifying and nominating properties to the [National Register of Historic Places](#); managing the [Pennsylvania Historical Marker Program](#); administering several [grant programs](#) including the Keystone Historic Preservation Grant Program; working with property owners on [state](#) and [federal](#) Historic Tax Credits; and partnering with other agencies and organizations to promote the architectural and archaeological resources of the commonwealth.

Historical and Museum Commission

Program: State Historic Preservation (continued)

Program Recommendations:

This budget recommends the following changes: (Dollar Amounts in Thousands)

		GENERAL FUND
		General Government Operations
\$	954	—to continue current program.
	<u>290</u>	—for digital archives.
\$	1,244	<i>Appropriation Increase</i>

Appropriations within this Program:

(Dollar Amounts in Thousands)

	2018-19 Actual	2019-20 Available	2020-21 Budget	2021-22 Estimated	2022-23 Estimated	2023-24 Estimated	2024-25 Estimated
GENERAL FUND:							
General Government Operations	\$ 20,353	\$ 21,555	\$ 22,799	\$ 22,799	\$ 22,799	\$ 22,799	\$ 22,799

Program Measures:

	2014-15 Actual	2015-16 Actual	2016-17 Actual	2017-18 Actual	2018-19 Actual	2019-20 Estimated	2020-21 Estimated
--	-------------------	-------------------	-------------------	-------------------	-------------------	----------------------	----------------------

Increase the efficiency of the State Records Center and reduce state expenditures for records storage.

Number of in-person and online researchers served.....	4,260,396	4,930,966	6,225,433	6,012,268	5,465,828	5,500,000	5,500,000
Records maintained by the State Records Center (number of boxes)	266,853	265,521	237,492	237,370	236,972	220,000	220,000

Increase attendance at Pennsylvania's historical sites and museums.

Annual ticketed visitors to commission historical sites and museums (in thousands).....	384	377	332	347	316	325	325
---	-----	-----	-----	-----	-----	-----	-----

Maintain and preserve Pennsylvania's historic sites and artifacts.

Program value of private investment projects in Rehabilitation Investment Tax Credit program (in millions)....	\$303	\$282	\$391	\$673	\$658	\$420	\$420
Rehabilitation Investment Tax Credit approved projects	26	33	38	43	74	50	50

Historical and Museum Commission

Program: Museum Assistance

Goal: To assure preservation and accessibility of Pennsylvania's rich heritage through representative artifacts, specimens of history, art and science for all citizens through the support of museums and historical sites within the commonwealth.

Incentives for Historic Preservation

The Pennsylvania Historical and Museum Commission (PHMC) distributes more than \$4 million in grant funds to cultural institutions and historic properties across the state. These grants benefit local communities, helping to preserve their heritage, revitalizing neighborhoods, towns and cities and increasing quality of life for Pennsylvanians. The program is administered by the State Historic Preservation Office across three major components: the Certified Local Government Grant Program; the Cultural and Historical Support Program; and the Keystone Recreation, Park and Conservation Fund Program. PHMC also provides special funding opportunities with grants for historic and archival records, various federal grant programs and administers federal and state historic tax credit programs.

The [Certified Local Government Grant Program](#) awards are given to Certified Local Governments (CLG) to help municipalities with a wide array of heritage preservation activities. CLG grants support cultural resource surveys, National Register nominations, historic preservation planning, training, pooling grants and third-party administration. There are currently 45 CLGs in Pennsylvania.

The [Cultural and Historical Support Program](#) awards grants to eligible museums and official county historical societies in Pennsylvania. The goal of this program is to strengthen Pennsylvania's museum community by supporting the general operations of eligible museums and official county historical societies that are not supported by other state agency funding programs.

The [Keystone Historic Preservation Planning Grants](#) and [Keystone Historic Preservation Construction Grants](#) are available to Pennsylvania non-profit organizations and public agencies that operate a publicly accessible historic property listed in or eligible for the National Register of Historic Places or to organizations that operate a contributing historic property in a listed or eligible National Register Historic District.

The [Historical & Archival Records Care Grants Program](#) provides funding to improve the preservation and accessibility of historically valuable records. The grants are administered on a competitive basis, and funding for the awards is for two years.

Federal and State Historic Tax Credits are available for the rehabilitation of historic, income-producing buildings that are determined to be "certified historic structures" and where the rehabilitation work complies with the Secretary of the Interior Standards for Rehabilitation.

Program Recommendations:

This budget recommends the following changes: (Dollar Amounts in Thousands)

The Cultural and Historical Support appropriation is recommended at the current year funding level.

Appropriations within this Program:

(Dollar Amounts in Thousands)

	2018-19 Actual	2019-20 Available	2020-21 Budget	2021-22 Estimated	2022-23 Estimated	2023-24 Estimated	2024-25 Estimated
GENERAL FUND:							
Cultural and Historical Support.....	\$ 2,000	\$ 2,000	\$ 2,000	\$ 2,000	\$ 2,000	\$ 2,000	\$ 2,000

Program Measures:

	2014-15 Actual	2015-16 Actual	2016-17 Actual	2017-18 Actual	2018-19 Actual	2019-20 Estimated	2020-21 Estimated
--	-------------------	-------------------	-------------------	-------------------	-------------------	----------------------	----------------------

Increase support to enhance the quality of history and museum activities in Pennsylvania.

Museum support and Keystone project grants awarded.....	159	167	174	170	200	208	200
---	-----	-----	-----	-----	-----	-----	-----



DEPARTMENT OF HUMAN SERVICES

The mission of the Department of Human Services is to improve the quality of life for Pennsylvania's individuals and families. The department promotes opportunities for independence through services and supports while demonstrating accountability for taxpayer resources.

Programs and Goals

Human Services Support: *To provide effective administrative and support systems through which the substantive programs of the department can be operated.*

Medical Assistance and Health Care Delivery: *To support a health care delivery system that provides comprehensive health care services in appropriate settings for the eligible populations.*

Long-Term Living: *To support a community living system that empowers persons with disabilities and older Pennsylvanians to live with dignity and independence in settings they prefer, to provide meaningful choice of community living services and to ensure that those services are delivered in a high-quality, cost-effective manner.*

Income Maintenance: *To promote personal and parental responsibility and encourage economic independence and self-sufficiency through temporary cash assistance, job training, child care for families or individuals and nutrition support services.*

Mental Health and Substance Abuse Services: *To maximize the individual's capacity for independent living through the provision of an array of service and support programs.*

Intellectual Disabilities/Autism: *To support Pennsylvanians with developmental disabilities and their families to achieve greater independence, choice, and opportunity in their lives.*

Human Services: *To enhance the social and economic well-being of families and individuals through the provision of an array of service and support programs.*

Child Development: *To promote opportunities for all Pennsylvania children and families by building systems and providing supports that help ensure access to high-quality child and family services.*

Summary by Fund and Appropriation

(Dollar Amounts in Thousands)

GENERAL FUND:

General Government:

	2018-19 ACTUAL	2019-20 AVAILABLE	2020-21 BUDGET
General Government Operations.....	\$ 96,196	\$ 107,884	\$ 119,389
(F)Medical Assistance - Administration.....	28,319	31,392	33,509
(F)SNAP - Administration.....	8,706	6,535	6,582
(F)SSBG - Administration.....	325	325	358
(F)TANFBG - Administration.....	13,898	13,898	15,208
(F)CCDFBG - Administration.....	23,206	28,640	31,201
(F)Child Welfare - Title IV-E - Administration.....	7,728	7,891	7,492
(F)Child Welfare Services - Administration.....	951	941	867
(F)Community-Based Family Resource and Support - Administration.....	689	689	689
(F)Developmental Disabilities - Basic Support.....	4,353	4,353	4,157
(F)Disabled Education - Administration.....	753	714	90
(F)Early Head Start Expansion Program.....	14,950	14,950	14,950
(F)Early Learning Challenge Grant - Administration.....	510	131	0
(F)MCH - Administration.....	196	196	207
(F)MHSSBG - Administration.....	563	579	596
(F)Refugees and Persons Seeking Asylum - Administration.....	2,810	2,810	1,942
(F)Preschool Development Grant (EA).....	5,873	12,473	12,473
(F)Homeland Security (EA).....	75	75	75
(A)Training Reimbursement.....	457	457	457
(A)Child Abuse Reviews.....	7,575	7,846	7,846
(A)Adam Walsh Clearance.....	1,018	1,832	1,832
Subtotal.....	<u>\$ 219,151</u>	<u>\$ 244,611</u>	<u>\$ 259,920</u>

Information Systems.....	83,901	86,206	95,373
(F)Medical Assistance - Information Systems.....	136,225	108,784	100,307
(F)SNAP - Information Systems.....	23,749	27,711	28,114
(F)TANFBG - Information Systems.....	11,347	12,631	11,189
(F)Child Welfare - Title IV-E - Information Systems.....	16,686	14,382	8,510
(F)Child Support Enforcement - Information Systems.....	12,120	9,272	9,639
(F)CHIP - Information Systems.....	18,203	9,541	14,868
(A)COMPASS Support - CHIP.....	520	613	529
(A)Medical Data Exchange.....	2	37	13
Subtotal.....	<u>\$ 302,753</u>	<u>\$ 269,177</u>	<u>\$ 268,542</u>

County Administration - Statewide.....	42,260	46,813	52,384^a
(F)Medical Assistance - Statewide.....	65,227	65,227	65,058
(F)SNAP - Statewide.....	39,414	39,406	38,484
(F)TANFBG - Statewide.....	1,072	1,072	1,072
(F)ARRA - Health Information Technology.....	12,291	12,291	12,385
(F)Children's Health Insurance Administration.....	0	0	4,955 ^a
(A)SNAP - Retained Collections.....	2,154	1,780	1,847
(A)eHealth Fees.....	817	468	468
(A)eHealth Grant.....	0	50	0
Subtotal.....	<u>\$ 163,235</u>	<u>\$ 167,107</u>	<u>\$ 176,653</u>

County Assistance Offices.....	255,350	255,350	298,635
(F)Medical Assistance - County Assistance Offices.....	210,074	238,251	202,042
(F)SNAP - County Assistance Offices.....	140,493	132,394	128,490
(F)TANFBG - County Assistance Offices.....	51,369	55,689	51,037
(F)SSBG - County Assistance Offices.....	3,000	3,000	3,000
(F)LIHEABG - Administration.....	31,000	28,859	27,000
Subtotal.....	<u>\$ 691,286</u>	<u>\$ 713,543</u>	<u>\$ 710,204</u>

Summary by Fund and Appropriation

(Dollar Amounts in Thousands)

	2018-19 ACTUAL	2019-20 AVAILABLE	2020-21 BUDGET
Children's Health Insurance Administration	588	1,111	0 ^a
(F)Children's Health Insurance Administration.....	5,486	5,254	0
Subtotal.....	<u>\$ 6,074</u>	<u>\$ 6,365</u>	<u>\$ 0</u>
Child Support Enforcement	16,298	16,298	17,388
(F)Child Support Enforcement - Title IV - D.....	162,853	156,738	159,007
(A)Title IV - D Incentive Collections.....	6,874	10,894	10,894
(A)State Retained Support Collections.....	905	1,269	1,269
Subtotal.....	<u>\$ 186,930</u>	<u>\$ 185,199</u>	<u>\$ 188,558</u>
New Directions	15,682	15,682	21,730
(F)TANFBG - New Directions.....	109,249	111,346	126,197
(F)Medical Assistance - New Directions.....	16,002	14,141	8,161
(F)SNAP - New Directions.....	15,332	15,364	15,381
Subtotal.....	<u>\$ 156,265</u>	<u>\$ 156,533</u>	<u>\$ 171,469</u>
Subtotal - State Funds.....	\$ 510,275	\$ 529,344	\$ 604,899
Subtotal - Federal Funds.....	1,195,097	1,187,945	1,145,292
Subtotal - Augmentations.....	20,322	25,246	25,155
Total - General Government.....	<u>\$ 1,725,694</u>	<u>\$ 1,742,535</u>	<u>\$ 1,775,346</u>
Institutional:			
Youth Development Institutions and Forestry Camps	\$ 63,008	\$ 63,699	\$ 64,516
(F)SSBG - Basic Institutional Programs.....	10,000	10,000	10,000
(F)Food Nutrition Services.....	650	650	650
(A)Institutional Reimbursements.....	12	15	10
Subtotal.....	<u>\$ 73,670</u>	<u>\$ 74,364</u>	<u>\$ 75,176</u>
Mental Health Services	776,853	803,169	848,409
(F)Medical Assistance - Mental Health.....	173,542	203,542	178,590
(F)Medicare Services - State Mental Hospitals.....	20,983	20,983	17,900
(F)Homeless Mentally Ill.....	2,496	2,496	2,496
(F)MHSBG - Community Mental Health Services.....	24,100	24,100	32,000
(F)SSBG - Community Mental Health Services.....	10,366	10,366	10,366
(F)Suicide Prevention.....	1,496	1,496	1,496
(F)Mental Health Data Infrastructure.....	145	145	145
(F)Promoting Integration of Health Care.....	2,000	3,500	3,500
(F)System of Care Expansion.....	3,500	7,000	7,000
(F)Project LAUNCH.....	815	15	0
(F)Youth Suicide Prevention.....	756	736	736
(F)Transition Age Youth.....	1,500	1,500	1,500
(F)Early Childhood Mental Health.....	500	500	500
(F)Treatment for Individuals Experiencing Homelessness.....	1,000	1,000	1,000
(F)Adolescents and Young Adults at High Risk for Psychosis.....	400	400	400
(F)Bioterrorism Hospital Preparedness (EA).....	200	50	100
(F)Emergency Response - Hurricane 2017 (EA).....	750	0	0
(F)Tree of Life - Disaster Assistance (EA).....	0	400	0
(A)Institutional Collections.....	6,882	7,711	6,109
(A)Miscellaneous Institutional Reimbursements.....	585	1,107	1,468
(A)Intergovernmental Transfer.....	28,507	28,366	28,098
(A)Mental Health-Miscellaneous Augmentations.....	883	0	0
Subtotal.....	<u>\$ 1,058,259</u>	<u>\$ 1,118,582</u>	<u>\$ 1,141,813</u>

Summary by Fund and Appropriation

(Dollar Amounts in Thousands)

	2018-19 ACTUAL	2019-20 AVAILABLE	2020-21 BUDGET
Intellectual Disabilities - State Centers	117,324	115,646	120,052
(F)Medical Assistance - State Centers.....	161,313	166,059	149,795
(F)Medicare Services - State Centers.....	553	505	507
(A)Institutional Collections - State Centers.....	8,310	8,089	7,906
(A)ID Assessment - State Centers.....	18,119	17,751	17,603
(A)Institutional Reimbursements.....	90	0	0
(A)Canteen-VAS.....	9	0	0
Subtotal.....	<u>\$ 305,718</u>	<u>\$ 308,050</u>	<u>\$ 295,863</u>
Subtotal - State Funds.....	\$ 957,185	\$ 982,514	\$ 1,032,977
Subtotal - Federal Funds.....	417,065	455,443	418,681
Subtotal - Augmentations.....	63,397	63,039	61,194
Total - Institutional.....	<u>\$ 1,437,647</u>	<u>\$ 1,500,996</u>	<u>\$ 1,512,852</u>
Grants and Subsidies:			
Cash Grants	\$ 25,457	\$ 18,287	\$ 18,287
(F)TANFBG - Cash Grants.....	207,633	183,693	207,093
(F)Other Federal Support - Cash Grants.....	16,200	6,428	6,428
(F)LIHEABG - Low-Income Families and Individuals.....	320,000	188,563	188,563
(F)Refugees and Persons Seeking Asylum - Social Services.....	14,758	14,758	14,758
Subtotal.....	<u>\$ 584,048</u>	<u>\$ 411,729</u>	<u>\$ 435,129</u>
Supplemental Grants - Aged, Blind and Disabled	123,184	123,363 ^b	122,857
Medical Assistance - Capitation	3,303,613	2,528,691 ^c	3,193,861
(F)Medical Assistance - Capitation.....	10,486,702	9,430,494	9,722,718
(A)MA - MCO Assessment.....	1,345,102	1,703,461	1,670,973
(A)Medicaid Managed Care Gross Receipt Tax.....	351,720	0	0
(A)Statewide Hospital Assessment.....	301,112	775,999	781,197
Subtotal.....	<u>\$ 15,788,249</u>	<u>\$ 14,438,645</u>	<u>\$ 15,368,749</u>
Medical Assistance - Fee-for-Service	342,544	435,335	352,611
(F)Medical Assistance - Fee-for-Service.....	1,726,706	1,593,219 ^d	1,487,697
(F)ARRA - MA - Health Information Technology.....	45,000	45,000	45,000
(A)Hospital Assessment.....	207,204	188,291	188,291
(A)Statewide Hospital Assessment.....	533,200	177,452	149,718
(A)FQHC Alternative Payment Methodology IGT.....	0	6,121	8,161
Subtotal.....	<u>\$ 2,854,654</u>	<u>\$ 2,445,418</u>	<u>\$ 2,231,478</u>
Payment to Federal Government - Medicare Drug Program	754,726	775,602	813,249
Medical Assistance - Workers with Disabilities	43,517	64,418 ^e	81,807
(F)Medical Assistance - Workers with Disabilities.....	47,543	70,253 ^f	89,380
Subtotal.....	<u>\$ 91,060</u>	<u>\$ 134,671</u>	<u>\$ 171,187</u>
Medical Assistance - Physician Practice Plans	10,071	10,071	6,571
(F)Medical Assistance - Physician Practice Plans.....	10,990	11,030	7,176
Subtotal.....	<u>\$ 21,061</u>	<u>\$ 21,101</u>	<u>\$ 13,747</u>
Medical Assistance - Hospital-Based Burn Centers	3,782	4,437	4,437
(F)Medical Assistance - Hospital-Based Burn Centers.....	4,139	4,856	4,846
Subtotal.....	<u>\$ 7,921</u>	<u>\$ 9,293</u>	<u>\$ 9,283</u>
Medical Assistance - Critical Access Hospitals	10,400	10,900	10,900
(F)Medical Assistance - Critical Access Hospitals.....	14,882	15,429	15,398
(A)Statewide Hospital Assessment.....	3,200	3,200	3,200
Subtotal.....	<u>\$ 28,482</u>	<u>\$ 29,529</u>	<u>\$ 29,498</u>
Medical Assistance - Obstetric and Neonatal Services	3,681	3,681	3,681
(F)Medical Assistance - Obstetric and Neonatal Services.....	7,311	7,311	7,296
(A)Statewide Hospital Assessment.....	3,000	3,000	3,000
Subtotal.....	<u>\$ 13,992</u>	<u>\$ 13,992</u>	<u>\$ 13,977</u>

Summary by Fund and Appropriation

(Dollar Amounts in Thousands)

	2018-19 ACTUAL	2019-20 AVAILABLE	2020-21 BUDGET
Medical Assistance - Trauma Centers	8,656	8,656	8,656
(F)Medical Assistance - Trauma Centers.....	9,472	9,472	9,453
Subtotal.....	\$ 18,128	\$ 18,128	\$ 18,109
Medical Assistance - Academic Medical Centers	24,681	24,681	17,431
(F)Medical Assistance - Academic Medical Centers.....	27,007	27,007	19,036
Subtotal.....	\$ 51,688	\$ 51,688	\$ 36,467
Medical Assistance - Transportation	75,054	63,634 g	63,928
(F)Medical Assistance - Transportation.....	82,931	85,706	79,544
Subtotal.....	\$ 157,985	\$ 149,340	\$ 143,472
Expanded Medical Services for Women	6,263	6,263	6,263
(F)TANFBG - Alternatives to Abortion.....	1,000	1,000	1,000
Subtotal.....	\$ 7,263	\$ 7,263	\$ 7,263
Access to Reproductive Health Care	0	0	3,000
Children's Health Insurance Program	12,725	41,347 h	107,951 a
(F)Children's Health Insurance Program.....	439,002	390,135	347,833 a
(A)Medical Assistance - Assessments.....	3,944	8,250	15,135
(R)Children's Health Insurance Program.....	28,890	35,207	30,730
Subtotal.....	\$ 484,561	\$ 474,939	\$ 501,649
Medical Assistance - Long-Term Living	850,149	537,825 i	124,271 k
(F)Medical Assistance - Long-Term Living.....	1,479,793	762,488 j	107,890 k
(A)Intergovernmental Transfer.....	52,031	19,885	0
(A)Nursing Home Assessment.....	306,169	119,260	0
(A)Attendant Care Patient Fee.....	0	0	51 k
(A)Act 170-94 Parking Fees.....	0	0	486 k
Subtotal.....	\$ 2,688,142	\$ 1,439,458	\$ 232,698
Medical Assistance - Community HealthChoices	693,766	2,551,553 l	3,461,654
(F)Medical Assistance - Community HealthChoices.....	1,769,483	4,019,443 m	4,984,626
(A)Intergovernmental Transfer.....	30,640	62,786	87,263
(A)Nursing Home Assessments.....	196,678	386,473	489,855
(A)Statewide Hospital Assessment.....	17,819	33,940	45,887
(A)MCO Assessment.....	16,996	35,351	52,459
(A)NPM Adjustment Settlement Agreement.....	344,069	0	0
Subtotal.....	\$ 3,069,451	\$ 7,089,546	\$ 9,121,744
Home and Community-Based Services	506,450	191,580 n	0 k
(F)Medical Assistance - Home & Community-Based Services.....	680,582	210,721 o	0 k
Subtotal.....	\$ 1,187,032	\$ 402,301	\$ 0
Long-Term Care Managed Care	149,039	161,718 p	171,320
(F)Medical Assistance - Long-Term Care Managed Care.....	171,363	177,131 q	187,182
Subtotal.....	\$ 320,402	\$ 338,849	\$ 358,502
Services to Persons with Disabilities	354,573	136,252 r	0 k
(F)Medical Assistance - Services to Persons with Disabilities.....	388,129	144,487 s	0 k
Subtotal.....	\$ 742,702	\$ 280,739	\$ 0
Attendant Care	221,599	44,859 t	0 k
(F)Medical Assistance - Attendant Care.....	215,289	67,938	0 k
(A)Attendant Care Parking Fines.....	51	51	0 k
(A)Attendant Care Patient Fee.....	418	486	0 k
Subtotal.....	\$ 437,357	\$ 113,334	\$ 0

Summary by Fund and Appropriation

(Dollar Amounts in Thousands)

	2018-19 ACTUAL	2019-20 AVAILABLE	2020-21 BUDGET
Intellectual Disabilities - Community Base Program	149,379	149,653	149,934
(F)Medical Assistance - Community ID Services.....	56,607	59,038	59,723
(F)SSBG - Community ID Services.....	7,451	7,451	7,451
Subtotal.....	\$ 213,437	\$ 216,142	\$ 217,108
Intellectual Disabilities - Intermediate Care Facilities	143,003	158,585 u	159,835
(F)Medical Assistance - ID/ICF.....	181,198	193,685 v	194,752
(A)ID Assessment - ID/ICF.....	20,933	18,419	18,419
Subtotal.....	\$ 345,134	\$ 370,689	\$ 373,006
Intellectual Disabilities - Community Waiver Program	1,643,812	1,728,641	1,940,729
(F)Medical Assistance - Community ID Waiver Program.....	1,664,104	1,778,780 w	1,984,147
Subtotal.....	\$ 3,307,916	\$ 3,507,421	\$ 3,924,876
Intellectual Disabilities - Lansdowne Residential Services	340	340	200
Autism Intervention and Services	30,842	28,425 x	27,675
(F)Medical Assistance - Autism Intervention Services.....	27,406	33,839	27,438
Subtotal.....	\$ 58,248	\$ 62,264	\$ 55,113
Behavioral Health Services	57,149	57,149	57,149
(F)Access to Medication-Assisted Treatment.....	1,500	1,500	1,500
(F)State Opioid Response (EA).....	15,000	15,000	15,000
Subtotal.....	\$ 73,649	\$ 73,649	\$ 73,649
Special Pharmaceutical Services	1,008	952	752
County Child Welfare	1,225,354	1,259,322	1,261,383
(F)Child Welfare Services.....	13,674	13,735	14,719
(F)Child Welfare - Title IV-E.....	362,857	385,369	420,805
(F)Medical Assistance - Child Welfare.....	1,411	1,438	1,424
(F)TANFBG - Child Welfare.....	58,508	58,508	58,508
(F)SSBG - Child Welfare.....	12,021	12,021	12,021
(F)Child Welfare Training and Certification.....	16,468	16,665	18,665
(F)Community-Based Family Resource and Support.....	143	143	143
(F)Child Abuse Prevention and Treatment.....	2,100	4,000	4,608
(F)Title IV-B - Caseworker Visits.....	1,365	1,365	1,365
(F)Children's Justice Act.....	1,150	1,150	1,150
(A)Birth Certificate - Mandated Reporter Training.....	953	953	953
Subtotal.....	\$ 1,696,004	\$ 1,754,669	\$ 1,795,744
Community-Based Family Centers	13,558	18,558	19,558
(F)Family Preservation - Family Centers.....	2,691	2,691	2,691
(F)Family Resource and Support - Family Centers.....	480	480	480
(F)Title IV-B - Family Centers.....	5,871	5,871	5,871
(F)MCH - Early Childhood Home Visiting.....	16,300	16,300	16,300
Subtotal.....	\$ 38,900	\$ 43,900	\$ 44,900
Child Care Services	162,482	156,482	156,482
(F)CCDFBG - Child Care Services.....	376,829	392,812	431,136
(F)CCDFBG - School Age.....	1,260	1,260	1,260
(F)SSBG - Child Care Services.....	30,977	30,977	30,977
(F)Head Start Collaboration Project.....	225	242	225
(F)Early Learning Challenge Grant - Child Care Services.....	10,000	0	0
Subtotal.....	\$ 581,773	\$ 581,773	\$ 620,080
Child Care Assistance	139,885	109,885	109,993
(F)TANFBG - Child Care Assistance.....	115,092	152,214	230,306
(F)CCDFBG - Child Care Assistance.....	82,415	85,356	38,710
(F)SNAP - Child Care Assistance.....	1,664	1,678	2,194
(A)Early Childhood Education Revenue.....	1,660	1,705	1,705
Subtotal.....	\$ 340,716	\$ 350,838	\$ 382,908

Summary by Fund and Appropriation

(Dollar Amounts in Thousands)

	2018-19 ACTUAL	2019-20 AVAILABLE	2020-21 BUDGET
Nurse Family Partnership	13,178	13,178	13,178
(F)Medical Assistance - Nurse Family Partnership.....	2,544	2,544	2,544
Subtotal.....	<u>\$ 15,722</u>	<u>\$ 15,722</u>	<u>\$ 15,722</u>
Early Intervention	159,167	177,471^y	191,789
(F)Medical Assistance - Early Intervention.....	62,188	67,051 ^z	71,892
(F)Education for Children with Disabilities-Early Intervention.....	15,009	15,136	15,026
Subtotal.....	<u>\$ 236,364</u>	<u>\$ 259,658</u>	<u>\$ 278,707</u>
Domestic Violence	17,357	19,093	19,093
(F)Family Violence Prevention Services.....	3,739	3,739	3,739
(F)SSBG - Domestic Violence Programs.....	5,705	5,705	5,705
(F)PHHSBG - Domestic Violence (EA).....	100	100	100
(A)Marriage Law Fees.....	833	833	833
Subtotal.....	<u>\$ 27,734</u>	<u>\$ 29,470</u>	<u>\$ 29,470</u>
Rape Crisis	9,928	10,921	10,921
(F)SSBG - Rape Crisis.....	1,721	1,721	1,721
Subtotal.....	<u>\$ 11,649</u>	<u>\$ 12,642</u>	<u>\$ 12,642</u>
Breast Cancer Screening	1,723	1,723	1,723
(F)SSBG - Family Planning.....	2,000	2,000	2,000
Subtotal.....	<u>\$ 3,723</u>	<u>\$ 3,723</u>	<u>\$ 3,723</u>
Human Services Development Fund	13,460	13,460	13,460
Legal Services	2,661	2,661	3,661
(F)SSBG - Legal Services.....	5,049	5,049	5,049
Subtotal.....	<u>\$ 7,710</u>	<u>\$ 7,710</u>	<u>\$ 8,710</u>
Homeless Assistance	18,496	18,496	18,496
(F)SSBG - Homeless Services.....	4,183	4,183	4,183
(F)SABG - Homeless Services (EA).....	1,983	1,983	1,983
Subtotal.....	<u>\$ 24,662</u>	<u>\$ 24,662</u>	<u>\$ 24,662</u>
211 Communications	750	750	750
Health Program Assistance and Services	4,100	13,325	0
(A)DMVA Interagency Agreement.....	1,086	336	0
Subtotal.....	<u>\$ 5,186</u>	<u>\$ 13,661</u>	<u>\$ 0</u>
Services for the Visually Impaired	2,584	3,102	3,102
Subtotal.....	<u>\$ 2,584</u>	<u>\$ 3,102</u>	<u>\$ 3,102</u>
Subtotal - State Funds.....	\$ 11,334,146	\$ 11,685,325	\$ 12,732,598
Subtotal - Federal Funds.....	21,336,903	20,849,341	21,230,428
Subtotal - Augmentations.....	3,738,818	3,546,252	3,517,586
Subtotal - Restricted Revenues.....	28,890	35,207	30,730
Total - Grants and Subsidies.....	<u>\$ 36,438,757</u>	<u>\$ 36,116,125</u>	<u>\$ 37,511,342</u>
STATE FUNDS.....	\$ 12,801,606	\$ 13,197,183	\$ 14,370,474
FEDERAL FUNDS.....	22,949,065	22,492,729	22,794,401
AUGMENTATIONS.....	3,822,537	3,634,537	3,603,935
RESTRICTED REVENUES.....	28,890	35,207	30,730
GENERAL FUND TOTAL	<u>\$ 39,602,098</u>	<u>\$ 39,359,656</u>	<u>\$ 40,799,540</u>

Summary by Fund and Appropriation

(Dollar Amounts in Thousands)

	2018-19 ACTUAL	2019-20 AVAILABLE	2020-21 BUDGET
LOTTERY FUND:			
<i>Grants and Subsidies:</i>			
Medical Assistance - Long-Term Care.....	\$ 81,381	\$ 0	\$ 0
Home and Community-Based Services.....	120,668	0	0
Medical Assistance - Transportation Services.....	3,500	3,500	3,500
Medical Assistance - Community HealthChoices.....	166,806	334,013 ^{aa}	348,966
Total - Grants and Subsidies.....	\$ 372,355	\$ 337,513	\$ 352,466
LOTTERY FUND TOTAL.....	\$ 372,355	\$ 337,513	\$ 352,466
OTHER FUNDS:			
TOBACCO SETTLEMENT FUND:			
Medical Care for Workers with Disabilities (EA).....	\$ 102,117	\$ 100,973	\$ 98,235
(F)Medical Assistance - Workers with Disabilities (EA).....	112,870	110,489	107,493
Subtotal.....	\$ 214,987	\$ 211,462	\$ 205,728
Uncompensated Care (EA).....	27,844	27,532	26,785
(F)Medical Assistance - Uncompensated Care (EA).....	30,908	30,127	29,309
Subtotal.....	\$ 58,752	\$ 57,659	\$ 56,094
Medical Assistance - Long-Term Care.....	20,908	0	0
Medical Assistance - Community HealthChoices.....	132,878	161,920	140,161
TOBACCO SETTLEMENT FUND TOTAL.....	\$ 427,525	\$ 431,041	\$ 401,983
CHILDREN'S TRUST FUND:			
Children's Trust Fund (EA).....	\$ 1,400	\$ 1,400	\$ 1,400
DEPARTMENT TOTAL - ALL FUNDS			
GENERAL FUND.....	\$ 12,801,606	\$ 13,197,183	\$ 14,370,474
MOTOR LICENSE FUND.....	0	0	0
LOTTERY FUND.....	372,355	337,513	352,466
FEDERAL FUNDS.....	22,949,065	22,492,729	22,794,401
AUGMENTATIONS.....	3,822,537	3,634,537	3,603,935
RESTRICTED.....	28,890	35,207	30,730
OTHER FUNDS.....	428,925	432,441	403,383
TOTAL ALL FUNDS.....	\$ 40,403,378	\$ 40,129,610	\$ 41,555,389

Summary by Fund and Appropriation

-
- ^a Proposes funding Children's Health Insurance Administration within County Administration - Statewide and Children's Health Insurance Program.
 - ^b Reflects recommended appropriation reduction of \$237,000.
 - ^c Includes recommended supplemental appropriation of \$165,820,000.
 - ^d Includes recommended supplemental appropriation of \$20,288,000.
 - ^e Includes recommended supplemental appropriation of \$12,156,000.
 - ^f Includes recommended supplemental appropriation of \$13,066,000.
 - ^g Reflects recommended appropriation reduction of \$6,019,000.
 - ^h Reflects recommended appropriation reduction of \$1,193,000.
 - ⁱ Includes recommended supplemental appropriation of \$46,430,000.
 - ^j Includes recommended supplemental appropriation of \$42,137,000.
 - ^k Proposes changing Medical Assistance - Long-Term Care to Medical Assistance - Long-Term Living. Proposes funding Home and Community-Based Services, Services to Persons with Disabilities and Attendant Care within Medical Assistance - Long-Term Living.
 - ^l Includes recommended supplemental appropriation of \$208,213,000.
 - ^m Includes recommended supplemental appropriation of \$88,042,000.
 - ⁿ Includes recommended supplemental appropriation of \$31,975,000.
 - ^o Includes recommended supplemental appropriation of \$13,132,000.
 - ^p Includes recommended supplemental appropriation of \$4,785,000.
 - ^q Includes recommended supplemental appropriation of \$5,409,000.
 - ^r Includes recommended supplemental appropriation of \$12,752,000.
 - ^s Includes recommended supplemental appropriation of \$6,480,000.
 - ^t Reflects recommended appropriation reduction of \$5,788,000.
 - ^u Includes recommended supplemental appropriation of \$10,437,000.
 - ^v Includes recommended supplemental appropriation of \$10,586,000.
 - ^w Includes recommended supplemental appropriation of \$4,791,000.
 - ^x Reflects recommended appropriation reduction of \$2,500,000.
 - ^y Includes recommended supplemental appropriation of \$16,039,000.
 - ^z Includes recommended supplemental appropriation of \$3,063,000.
 - ^{aa} Reflects recommended appropriation reduction of \$63,000,000.

Program Funding Summary

(Dollar Amounts in Thousands)

	2018-19 Actual	2019-20 Available	2020-21 Budget	2021-22 Estimated	2022-23 Estimated	2023-24 Estimated	2024-25 Estimated
HUMAN SERVICES SUPPORT							
GENERAL FUND.....	\$ 180,847	\$ 194,840	\$ 215,512	\$ 225,712	\$ 225,712	\$ 225,712	\$ 225,712
MOTOR LICENSE FUND.....	0	0	0	0	0	0	0
LOTTERY FUND.....	0	0	0	0	0	0	0
FEDERAL FUNDS.....	332,235	308,913	303,023	303,023	303,023	303,023	303,023
AUGMENTATIONS.....	9,572	10,785	10,677	10,677	10,677	10,677	10,677
RESTRICTED.....	0	0	0	0	0	0	0
OTHER FUNDS.....	0	0	0	0	0	0	0
SUBCATEGORY TOTAL.....	\$ 522,654	\$ 514,538	\$ 529,212	\$ 539,412	\$ 539,412	\$ 539,412	\$ 539,412
MEDICAL ASSISTANCE AND HEALTH CARE DELIVERY							
GENERAL FUND.....	\$ 4,600,301	\$ 3,978,827	\$ 4,674,346	\$ 4,648,866	\$ 4,673,312	\$ 4,679,532	\$ 4,667,426
MOTOR LICENSE FUND.....	0	0	0	0	0	0	0
LOTTERY FUND.....	3,500	3,500	3,500	3,500	3,500	3,500	3,500
FEDERAL FUNDS.....	12,908,171	11,696,166	11,836,377	11,825,086	11,663,390	11,455,019	11,172,693
AUGMENTATIONS.....	2,748,482	2,865,774	2,819,675	2,819,675	2,813,554	2,811,514	2,811,514
RESTRICTED.....	28,890	35,207	30,730	30,730	30,730	30,730	30,730
OTHER FUNDS.....	273,739	269,121	261,822	248,892	252,488	262,339	259,773
SUBCATEGORY TOTAL.....	\$ 20,563,083	\$ 18,848,595	\$ 19,626,450	\$ 19,576,749	\$ 19,436,974	\$ 19,242,634	\$ 18,945,636
LONG-TERM LIVING							
GENERAL FUND.....	\$ 2,775,576	\$ 3,623,787	\$ 3,757,245	\$ 4,140,677	\$ 4,249,971	\$ 4,547,562	\$ 4,806,199
MOTOR LICENSE FUND.....	0	0	0	0	0	0	0
LOTTERY FUND.....	368,855	334,013	348,966	335,966	335,966	329,966	330,966
FEDERAL FUNDS.....	4,704,639	5,382,208	5,279,698	5,816,153	5,956,629	6,366,920	6,719,696
AUGMENTATIONS.....	964,871	658,232	676,001	676,001	676,001	676,001	676,001
RESTRICTED.....	0	0	0	0	0	0	0
OTHER FUNDS.....	153,786	161,920	140,161	136,673	130,247	141,965	138,259
SUBCATEGORY TOTAL.....	\$ 8,967,727	\$ 10,160,160	\$ 10,202,071	\$ 11,105,470	\$ 11,348,814	\$ 12,062,414	\$ 12,671,121
INCOME MAINTENANCE							
GENERAL FUND.....	\$ 478,231	\$ 475,793	\$ 531,281	\$ 531,281	\$ 531,281	\$ 531,281	\$ 531,281
MOTOR LICENSE FUND.....	0	0	0	0	0	0	0
LOTTERY FUND.....	0	0	0	0	0	0	0
FEDERAL FUNDS.....	1,415,967	1,267,220	1,259,111	1,259,111	1,259,111	1,259,111	1,259,111
AUGMENTATIONS.....	10,750	14,461	14,478	14,478	14,478	14,478	14,478
RESTRICTED.....	0	0	0	0	0	0	0
OTHER FUNDS.....	0	0	0	0	0	0	0
SUBCATEGORY TOTAL.....	\$ 1,904,948	\$ 1,757,474	\$ 1,804,870	\$ 1,804,870	\$ 1,804,870	\$ 1,804,870	\$ 1,804,870
MENTAL HEALTH AND SUBSTANCE ABUSE SERVICES							
GENERAL FUND.....	\$ 835,010	\$ 861,270	\$ 906,310	\$ 906,310	\$ 906,310	\$ 906,310	\$ 906,310
MOTOR LICENSE FUND.....	0	0	0	0	0	0	0
LOTTERY FUND.....	0	0	0	0	0	0	0
FEDERAL FUNDS.....	261,049	294,729	274,229	274,229	274,229	274,229	274,229
AUGMENTATIONS.....	36,857	37,184	35,675	35,675	35,675	35,675	35,675
RESTRICTED.....	0	0	0	0	0	0	0
OTHER FUNDS.....	0	0	0	0	0	0	0
SUBCATEGORY TOTAL.....	\$ 1,132,916	\$ 1,193,183	\$ 1,216,214	\$ 1,216,214	\$ 1,216,214	\$ 1,216,214	\$ 1,216,214

Program Funding Summary

(Dollar Amounts in Thousands)

	2018-19 Actual	2019-20 Available	2020-21 Budget	2021-22 Estimated	2022-23 Estimated	2023-24 Estimated	2024-25 Estimated
INTELLECTUAL DISABILITIES/AUTISM							
GENERAL FUND.....	\$ 2,084,700	\$ 2,181,290	\$ 2,398,425	\$ 2,449,541	\$ 2,549,133	\$ 2,654,012	\$ 2,764,426
MOTOR LICENSE FUND.....	0	0	0	0	0	0	0
LOTTERY FUND.....	0	0	0	0	0	0	0
FEDERAL FUNDS.....	2,098,632	2,239,357	2,423,813	2,476,083	2,577,903	2,685,139	2,798,067
AUGMENTATIONS.....	47,461	44,259	43,928	43,928	43,928	43,928	43,928
RESTRICTED.....	0	0	0	0	0	0	0
OTHER FUNDS.....	0	0	0	0	0	0	0
SUBCATEGORY TOTAL.....	\$ 4,230,793	\$ 4,464,906	\$ 4,866,166	\$ 4,969,552	\$ 5,170,964	\$ 5,383,079	\$ 5,606,421
HUMAN SERVICES							
GENERAL FUND.....	\$ 1,358,671	\$ 1,405,802	\$ 1,396,355	\$ 1,436,343	\$ 1,578,588	\$ 1,578,674	\$ 1,622,001
MOTOR LICENSE FUND.....	0	0	0	0	0	0	0
LOTTERY FUND.....	0	0	0	0	0	0	0
FEDERAL FUNDS.....	504,827	529,524	568,538	568,554	568,570	568,586	568,602
AUGMENTATIONS.....	2,884	2,137	1,796	1,796	1,796	1,796	1,796
RESTRICTED.....	0	0	0	0	0	0	0
OTHER FUNDS.....	0	0	0	0	0	0	0
SUBCATEGORY TOTAL.....	\$ 1,866,382	\$ 1,937,463	\$ 1,966,689	\$ 2,006,693	\$ 2,148,954	\$ 2,149,056	\$ 2,192,399
CHILD DEVELOPMENT							
GENERAL FUND.....	\$ 488,270	\$ 475,574	\$ 491,000	\$ 590,411	\$ 615,826	\$ 641,262	\$ 666,717
MOTOR LICENSE FUND.....	0	0	0	0	0	0	0
LOTTERY FUND.....	0	0	0	0	0	0	0
FEDERAL FUNDS.....	723,545	774,612	849,612	775,598	775,598	775,598	775,598
AUGMENTATIONS.....	1,660	1,705	1,705	1,705	1,705	1,705	1,705
RESTRICTED.....	0	0	0	0	0	0	0
OTHER FUNDS.....	1,400	1,400	1,400	1,400	1,400	1,000	1,000
SUBCATEGORY TOTAL.....	\$ 1,214,875	\$ 1,253,291	\$ 1,343,717	\$ 1,369,114	\$ 1,394,529	\$ 1,419,565	\$ 1,445,020
ALL PROGRAMS:							
GENERAL FUND.....	\$ 12,801,606	\$ 13,197,183	\$ 14,370,474	\$ 14,929,141	\$ 15,330,133	\$ 15,764,345	\$ 16,190,072
MOTOR LICENSE FUND.....	0	0	0	0	0	0	0
LOTTERY FUND.....	372,355	337,513	352,466	339,466	339,466	333,466	334,466
FEDERAL FUNDS.....	22,949,065	22,492,729	22,794,401	23,297,837	23,378,453	23,687,625	23,871,019
AUGMENTATIONS.....	3,822,537	3,634,537	3,603,935	3,603,935	3,597,814	3,595,774	3,595,774
RESTRICTED.....	28,890	35,207	30,730	30,730	30,730	30,730	30,730
OTHER FUNDS.....	428,925	432,441	403,383	386,965	384,135	405,304	399,032
DEPARTMENT TOTAL.....	\$ 40,403,378	\$ 40,129,610	\$ 41,555,389	\$ 42,588,074	\$ 43,060,731	\$ 43,817,244	\$ 44,421,093

Program: Human Services Support

Goal: To provide effective administrative and support systems through which the substantive programs of the department can be operated.

Human Services Support provides management and administrative systems required to implement, maintain, and monitor programs of the department.

Information systems support the management of human services by providing timely and accurate information that enables the integration of numerous client services and tracks individual progress toward self-sufficiency. The continued creation and expansion of web-based applications allows for more online services and efficient maintenance of common client and provider databases, as well as case management systems, for use across programs.

The [Medical Assistance \(MA\) third-party liability program](#) is also included as part of Human Services Support. The recovery of MA dollars, which have been paid either incorrectly or correctly, is ongoing and occurs where other funding sources have become available or there is a requirement to recoup expended funds.

In addition, the program strives to ensure the health, safety and well-being of Pennsylvanians who are vulnerable due to age or disability by [inspecting, licensing, and otherwise regulating](#) residential and other services that support them.

Program Recommendations:

This budget recommends the following changes: (Dollar Amounts in Thousands)

		General Government Operations
\$	6,405	—to continue current program.
	5,100	—Initiative—to provide additional staff to implement changes in laws and facility licensing requirements.
	<u>11,505</u>	<i>Appropriation Increase</i>
		Information Systems
\$	9,167	—to continue current program.

The 211 Communications appropriation is recommended at the current year funding level.

Appropriations within this Program:

(Dollar Amounts in Thousands)

	2018-19 Actual	2019-20 Available	2020-21 Budget	2021-22 Estimated	2022-23 Estimated	2023-24 Estimated	2024-25 Estimated
GENERAL FUND:							
General Government Operations	\$ 96,196	\$ 107,884	\$ 119,389	\$ 129,589	\$ 129,589	\$ 129,589	\$ 129,589
Information Systems	83,901	86,206	95,373	95,373	95,373	95,373	95,373
211 Communications	750	750	750	750	750	750	750
TOTAL GENERAL FUND	\$ 180,847	\$ 194,840	\$ 215,512	\$ 225,712	\$ 225,712	\$ 225,712	\$ 225,712

Program: Human Services Support (continued)

Program Measures:	2014-15 Actual	2015-16 Actual	2016-17 Actual	2017-18 Actual	2018-19 Actual	2019-20 Estimated	2020-21 Estimated
Maintain services and supports that will improve the cost effectiveness of human services programs.							
Online applications submitted							
through COMPASS.....	864,554	755,245	782,671	874,703	1,166,692	1,396,841	1,557,910
Percentage of all applications submitted online through COMPASS	30.4%	33.2%	35.2%	39.5%	42.7%	44.9%	46.9%
Percentage of all COMPASS users who are also using the mobile application	N/A	N/A	8.0%	33.0%	30.7%	36.0%	40.0%
Average number of days to process an application - Medical Assistance/Nursing Facility/Waiver	19.7	12.7	12.5	11.9	12.8	12.5	12.5
Average number of days to process an application - TANF	12.5	10.9	9.7	9.5	10.2	10.0	10.0
Average number of days to process an application - SNAP	10.9	7.7	7.3	7.1	7.0	7.0	7.0

Program: Medical Assistance and Health Care Delivery

Goal: To support a health care delivery system that provides comprehensive health care services in appropriate settings for the eligible populations.

Pennsylvania's [Medical Assistance \(MA\) program](#) provides access to comprehensive physical and behavioral health care services for low-income individuals and families. The Children's Health Insurance Program (CHIP) provides free or low-cost health insurance coverage to uninsured children whose families earn too much to qualify for MA, but who could not afford to purchase private insurance. Beginning April 2015, Pennsylvania expanded Medicaid to include individuals up to 138 percent of the federal poverty level. Medicaid expansion resulted in coverage of over 700,000 previously uninsured individuals through the MA program.

Medical Assistance – Capitation

Health care services for most MA recipients are provided through managed care organizations (MCOs) utilizing a per member per month rate per recipient enrolled. MCOs emphasize outpatient preventive health services and care management as a means of improving health outcomes and controlling costs. The coordinated approach allows enhanced continuity of care, improves recipients' access to primary care and specialized behavioral health programs, provides strengthened oversight of operational standards, and facilitates efficient utilization of limited health care resources.

Pennsylvania's mandatory managed care program is known as [HealthChoices](#). Physical health (PH) [managed care services](#) for a majority of MA recipients are administered by the Office of Medical Assistance Programs (OMAP). The program is managed to emphasize quality, access, and value for the funds that are expended. The program is provided through grant agreements with eight risk-based MCOs in five geographic zones. PH-MCO enrollees receive medically necessary physical health services, which include inpatient, outpatient, primary care, pharmaceuticals, home health, dental, and vision services.

[Community HealthChoices](#) (CHC), is a mandatory managed care program for dually eligible individuals and individuals with physical disabilities. CHC, which is administered by the Office of Long-Term Living, covers the physical health benefits, home and community-based services, and nursing facility services for the enrolled population. The HealthChoices Behavioral Health (BH) program, administered by the Office of Mental Health and Substance Abuse Services, is provided through contracts with counties who utilize an independent BH-MCO or through contracts directly with BH-MCOs. Services

provided include psychiatric inpatient treatment, partial hospitalization, psychiatric outpatient services, Early Periodic Screening Diagnosis and Treatment services for children, case management, drug and alcohol detoxification, rehabilitation services, mobile mental health treatment, and peer support services.

Pennsylvania is focused on strategies to address the opioid crisis in the commonwealth, including providing medication-assisted treatment, increasing the instances where opioids must receive prior authorization, and providing appropriate wraparound services.

Medical Assistance – Fee-for-Service

MA recipients not participating in the HealthChoices PH program or CHC are in the fee-for-service delivery system, including but not limited to: Health Insurance Premium Payment eligible members, residents of state institutions, and recipients age 21 and older that are dually eligible for Medicare and Medicaid and receive services through the Office of Developmental Programs. New MA recipients are usually enrolled in fee-for-service for a brief time before choosing an MCO and enrolling in the PH HealthChoices program or CHC.

Inpatient and outpatient health care services for the remaining MA recipients are provided through the fee-for-service delivery system. Services are paid in accordance with the pre-established MA Fee Schedule. Additional payments are made to hospitals to partially offset the cost of uncompensated care or extraordinary medical services provided by hospitals to individuals with no, or inadequate, health care insurance.

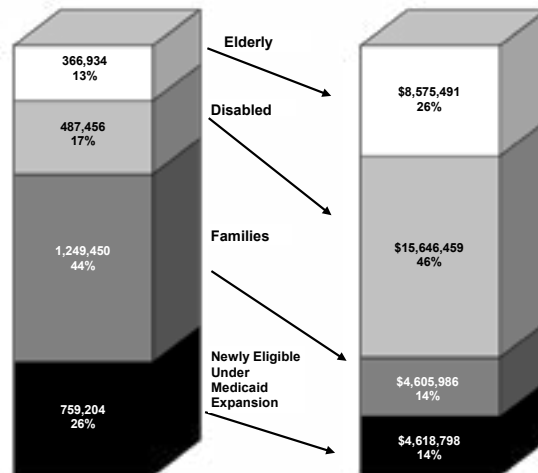
Medical Assistance Transportation Program

The purpose of the [Medical Assistance Transportation Program](#) (MATP) is to coordinate and provide efficient and cost-effective non-emergency medical transportation to ensure access to health care services for MA recipients who have no other means of transportation available. MATP provides funding to counties, direct vendors, and a transportation broker in Philadelphia County to provide this service. Each is responsible for providing transportation to and from a medical facility, physician's office, dentist's office, hospital, clinic, pharmacy, or purveyor of medical equipment for the purpose of receiving medical treatment, medical evaluation, or purchasing prescription drugs or medical equipment.

Program: Medical Assistance and Health Care Delivery (continued)

Medicaid Appropriations and Enrollees by Category of Assistance Fiscal Year 2020-21

(Dollar Amounts in Thousands)



Although the disabled and elderly are only 30% of the total Medical Assistance population, they account for 72% of the Medical Assistance appropriations.

Number of Eligible People

Total Appropriations

Medicaid appropriations include Medical Assistance - Capitation, Medical Assistance - Fee-for-Service, Payment to Federal Government - Medicare Drug Program, Medical Assistance - Workers with Disabilities, Medical Assistance - Transportation, Medical Assistance - Long-Term Living, Medical Assistance - Community HealthChoices, Long-Term Care Managed Care, Intellectual Disabilities - Intermediate Care Facilities, Intellectual Disabilities - Community Waiver Program, and Autism Intervention and Services.

Expanded Medical Services for Women

The Expanded Medical Services for Women program provides counseling and other services to women seeking alternatives to abortion. Nonprofits are awarded grants to provide services to women for up to 12 months after childbirth including food, shelter, clothing, health care, counseling, adoption services, parenting classes, assistance for post-delivery stress, and other support programs.

Access to Reproductive Health Care

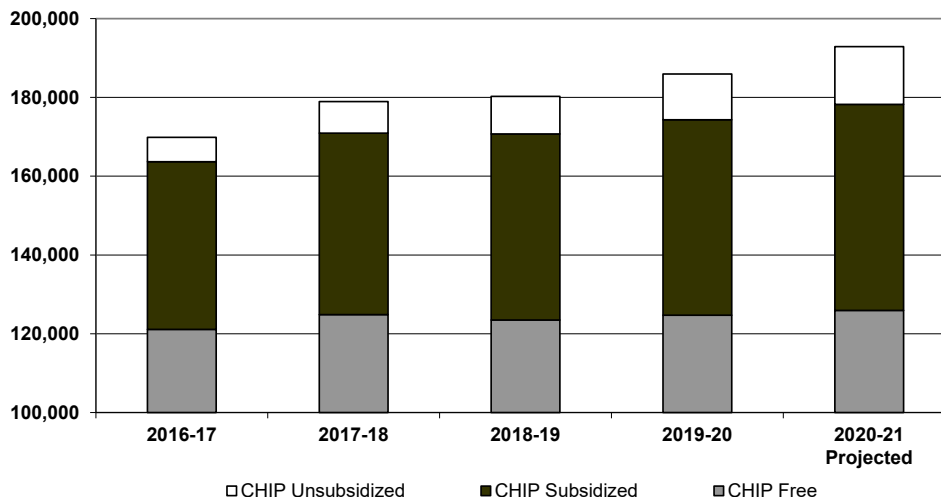
The Access to Reproductive Health Care program provides funding to health care providers to deliver vital reproductive health care, sex education, and reproductive information. Health care provider organizations are awarded grants to provide comprehensive options for high-quality, affordable reproductive services for women including preventive care, testing and treatment for sexually transmitted diseases, and screenings for cancers.

Children's Health Insurance Program

The [Children's Health Insurance Program](#) (CHIP) provides free or low-cost health insurance coverage to uninsured children whose families earn too much to qualify for MA, but who could not afford to purchase private insurance. Eligible children must be under 19 years of age, a resident of Pennsylvania, and a citizen of the United States, U.S. national, or lawfully residing as determined by the U.S. Citizenship and Immigration Service. CHIP offers a comprehensive package of benefits including well child visits, immunizations, prescription coverage, emergency care, inpatient services, mental health services, hearing, vision, and dental services. The income eligibility limit for subsidized coverage, with cost-sharing (including co-payments) on a sliding scale, is 314 percent of the federal poverty level with higher income families able to purchase health care coverage at the commonwealth's cost.

Program: Medical Assistance and Health Care Delivery (continued)

Children's Health Insurance Children Served



Pennsylvania's Children's Health Insurance Program (CHIP) has been a national leader in ensuring that access to free or subsidized health care is available for children of low-income families. It is projected that an average of 192,900 uninsured children will be served by the program in 2020-21.

Program Recommendations:

This budget recommends the following changes: (Dollar Amounts in Thousands)

<p>Children's Health Insurance Administration</p> <p>\$ -790 —merge of Children's Health Insurance Administration into County Assistance - Statewide.</p> <p>-321 —merge of Children's Health Insurance Administration into Children's Health Insurance Program.</p> <hr/> <p>\$ -1,111 <i>Appropriation Decrease</i></p> <p>Medical Assistance - Capitation</p> <p>\$ 251,857 —change in enrollment and rate increases.</p> <p>-92,841 —nonrecurring prior-year carryover cost.</p> <p>-111,016 —impact of increase in pharmacy rebates.</p> <p>133,133 —reflects rollforward of prior-year cost.</p> <p>100,000 —to replace prior-year federal funds.</p> <p>78,311 —impact of health insurance provider fee.</p> <p>25,205 —impact of provider performance and incentive payments.</p> <p>-84,722 —impact of unified preferred drug list.</p> <p>165,868 —revision of federal financial participation under Affordable Care Act from 93% to 90% effective January 1, 2020.</p> <p>7,924 —revision of federal financial participation from a full-year blended rate of 52.25% to 52.2125%.</p> <p>324,248 —nonrecurring prior-year payments and other revenue and administrative adjustments.</p> <p>-108,496 —impact of change to the Medical Assistance - MCO Assessment revenue.</p> <p>-5,197 —impact of change to the Statewide Hospital Assessment revenue.</p> <p>-20,532 —Initiative—savings as a result of increasing the minimum wage to \$12 an hour.</p> <p>1,428 —Initiative—to provide evidence-informed home visiting services to newborns.</p> <hr/> <p>\$ 665,170 <i>Appropriation Increase</i></p>	<p>Medical Assistance - Fee-for-Service</p> <p>\$ -12,587 —funding reduction.</p> <p>15,625 —change in caseload and utilization.</p> <p>15,523 —increase in costs and clients eligible for Medicare Part A and B premiums.</p> <p>3,856 —impact from administrative/cash flow adjustments and other payments.</p> <p>5,239 —revision of federal financial participation from a full-year blended rate of 52.25% to 52.2125%.</p> <p>-18,983 —nonrecurring prior-year payments.</p> <p>-91,397 —annualization of Medical Assistance - Community HealthChoices statewide.</p> <hr/> <p>\$ -82,724 <i>Appropriation Decrease</i></p> <p>Payment to Federal Government - Medicare Drug Program</p> <p>\$ 36,297 —reflects increase in mandated payback for pharmacy services.</p> <p>1,350 —nonrecurring prior-year savings.</p> <hr/> <p>\$ 37,647 <i>Appropriation Increase</i></p> <p>Medical Assistance - Workers with Disabilities</p> <p>\$ 14,508 —change in caseload and utilization.</p> <p>143 —revision of federal financial participation from a full-year blended rate of 52.25% to 52.2125%.</p> <p>2,738 —reflects impact of decrease in available Tobacco Settlement Funds.</p> <hr/> <p>\$ 17,389 <i>Appropriation Increase</i></p> <p>Medical Assistance - Physician Practice Plans</p> <p>\$ -3,500 —funding reduction.</p>
--	--

Program: Medical Assistance and Health Care Delivery (continued)

Program Recommendations: (continued) This budget recommends the following changes: (Dollar Amounts in Thousands)

	Medical Assistance - Academic Medical Centers					Children's Health Insurance Program
\$	-7,250	—funding reduction.	\$	1,506		—to continue current program.
				4,290		—to provide a rate increase.
				321		—merge of Children's Health Insurance Administration into Children's Health Insurance Program.
\$	82	Medical Assistance - Transportation				—revision of federal financial participation from 78.08% to 66.54%.
	200	—change in caseload and utilization.		55,018		—impact of reduction in restricted cigarette tax revenue.
		—revision of federal financial participation under Affordable Care Act from 93% to 90% effective January 1, 2020.		4,477		—impact of change in assessment revenue.
	12	—revision of federal financial participation from a full-year blended rate of 52.25% to 52.2125%.		-6,885		—Initiative—to provide an increase in the minimum wage to \$12 an hour.
				3,471		—Initiative—to expand lead testing, abatement, and services to children.
\$	294	<i>Appropriation Increase</i>		4,406		
						<i>Appropriation Increase</i>
\$	3,000	Access to Reproductive Health Care	\$	66,604		
		—Initiative—to increase access to reproductive health care.				

In addition, this budget recommends \$30,730,000 in restricted cigarette tax revenue for the Children's Health Insurance Program. All other appropriations are recommended at the current year funding levels.

Appropriations within this Program:

(Dollar Amounts in Thousands)

	2018-19 Actual	2019-20 Available	2020-21 Budget	2021-22 Estimated	2022-23 Estimated	2023-24 Estimated	2024-25 Estimated
GENERAL FUND:							
Children's Health Insurance Administration.....	\$ 588	\$ 1,111	\$ 0	\$ 0	\$ 0	\$ 0	\$ 0
Medical Assistance - Capitation.....	3,303,613	2,528,691	3,193,861	3,091,150	3,059,603	3,009,261	2,938,280
Medical Assistance - Fee-for-Service.....	342,544	435,335	352,611	360,333	367,540	374,891	382,388
Payment to Federal Government - Medicare Drug Program.....	754,726	775,602	813,249	844,234	876,399	909,790	944,453
Medical Assistance - Workers with Disabilities.....	43,517	64,418	81,807	81,807	81,807	81,807	81,807
Medical Assistance - Physician Practice Plans.....	10,071	10,071	6,571	6,571	6,571	6,571	6,571
Medical Assistance - Hospital-Based Burn Centers.....	3,782	4,437	4,437	4,437	4,437	4,437	4,437
Medical Assistance - Critical Access Hospitals.....	10,400	10,900	10,900	10,900	10,900	10,900	10,900
Medical Assistance - Obstetric and Neonatal Services.....	3,681	3,681	3,681	3,681	3,681	3,681	3,681
Medical Assistance - Trauma Centers.....	8,656	8,656	8,656	8,656	8,656	8,656	8,656
Medical Assistance - Academic Medical Centers.....	24,681	24,681	17,431	17,431	17,431	17,431	17,431
Medical Assistance - Transportation.....	75,054	63,634	63,928	64,567	65,214	65,866	66,525
Expanded Medical Services for Women.....	6,263	6,263	6,263	6,263	6,263	6,263	6,263
Access to Reproductive Health Care.....	0	0	3,000	3,000	3,000	3,000	3,000
Children's Health Insurance Program.....	12,725	41,347	107,951	145,836	161,810	176,978	193,034
TOTAL GENERAL FUND.....	\$ 4,600,301	\$ 3,978,827	\$ 4,674,346	\$ 4,648,866	\$ 4,673,312	\$ 4,679,532	\$ 4,667,426
LOTTERY FUND:							
Medical Assistance - Transportation Services.....	\$ 3,500	\$ 3,500	\$ 3,500	\$ 3,500	\$ 3,500	\$ 3,500	\$ 3,500

Program: Medical Assistance and Health Care Delivery (continued)

Program Measures:	2014-15 Actual	2015-16 Actual	2016-17 Actual	2017-18 Actual	2018-19 Actual	2019-20 Estimated	2020-21 Estimated
Maintain services and supports to eligible Pennsylvanians while helping them to improve their health and well-being.							
Medical Assistance							
Persons participating in Medical Assistance (monthly average)	2,354,542	2,716,782	2,852,697	2,907,652	2,886,140	2,860,197	2,863,044
Persons participating in Medical Assistance (monthly average) – Adults (ages 21 and older).....	1,208,923	1,521,947	1,640,007	1,684,006	1,662,417	1,647,473	1,649,113
Persons participating in Medical Assistance (monthly average) – Children (under age 21).....	1,145,619	1,194,834	1,212,690	1,223,646	1,223,723	1,212,724	1,213,931
Newly Medicaid-eligible adults receiving enhanced federal match under the ACA (monthly average).....	486,725	724,524	785,188	785,366	759,204	759,204	759,204
Managed Care							
Emergency Room utilization per 1,000 member-months	76.0	74.0	74.0	72.0	68.9	66.9	66.0
Inpatient utilization (total discharges per 1,000 member-months).....	10.00	9.00	8.00	7.00	7.13	6.97	6.60
Percentage of children from birth to 15 months visiting a physician 6 or more times in the past year	64.96%	65.24%	69.49%	68.66%	69.90%	71.63%	72.13%
Percentage of children ages 12 to 24 months visiting a doctor or nurse in the past year	96.65%	97.01%	97.00%	96.32%	95.98%	96.40%	96.90%
Percentage of children 25 months to 6 years visiting a doctor or nurse in the past year	88.16%	89.00%	88.97%	88.60%	88.36%	90.19%	90.69%
Percentage of persons ages 2 to 20 receiving at least one dental visit during the measurement year.....	56.71%	58.20%	60.00%	60.77%	63.00%	63.97%	64.47%
Percentage of persons ages 18 to 75 with diabetes (type 1 and type 2) who had Hemoglobin A1c poor control (>9%) (Note: a lower rate equals better performance).....	37.19%	38.13%	37.47%	36.35%	34.69%	34.69%	34.19%
Percentage of persons ages 1 to 17 on 2 or more antipsychotic medications for more than 90 days*	N/A	2.73%	1.64%	1.55%	1.50%	1.75%	1.25%
Transportation Program							
One-way trips (in thousands).....	8,683	8,698	8,663	8,581	8,814	9,566	9,571
Cost per trip	\$12.85	\$13.48	\$15.24	\$15.67	\$17.25	\$15.35	\$15.35
Medical Care for Workers with Disabilities **							
Recipients enrolled in program (monthly average).....	37,384	31,038	29,502	30,072	31,905	34,264	36,442

Program: Medical Assistance and Health Care Delivery (continued)

Program Measures: (continued)	2014-15 Actual	2015-16 Actual	2016-17 Actual	2017-18 Actual	2018-19 Actual	2019-20 Estimated	2020-21 Estimated
Enable eligible Pennsylvanians to secure access to quality, affordable health insurance coverage.							
Children's Health Insurance Program							
Children's Health Insurance Program (CHIP) enrollment (monthly average)	153,312	153,199	169,853	178,912	180,254	185,937	192,881
Percentage of CHIP-enrolled two-year-olds with one or more capillary or venous blood tests for lead prior to their second birthday	52.86%	55.10%	60.40%	61.90%	66.16%	68.16%	70.16%
Percentage of CHIP-enrolled children ages 3 to 6 receiving a well-child visit with a primary care physician	82.35%	83.50%	82.90%	86.50%	84.26%	84.77%	85.28%
Percentage of CHIP-enrolled children ages 2 to 19 receiving an annual dental visit.....	72.42%	72.60%	72.15%	72.30%	71.76%	72.09%	72.40%
CHIP-enrolled children ages <1 to 19 utilizing an emergency department (visits per 1,000 member-months)	27.94	27.86	28.56	28.50	27.52	27.37	27.22
CHIP-enrolled children ages <1 to 19 with an acute inpatient discharge (discharges per 1,000 member-months).....	0.91	0.89	0.85	0.86	0.80	0.77	0.74

* The 2019-20 statistic for this measure is an actual number, not an estimate.

** Medical Care for Workers with Disabilities Program measures for the actual years have been revised based on a data correction.

Program: Long-Term Living

Goal: To support a community living system that empowers persons with disabilities and older Pennsylvanians to live with dignity and independence in settings they prefer, to provide meaningful choice of community living services and to ensure that those services are delivered in a high-quality, cost-effective manner.

The commonwealth's commitment to supporting people with disabilities and older Pennsylvanians is demonstrated through a continuum of services ranging from independent living with the support of home and community-based services to institutional care. The department is responsible for ensuring that services are being provided in a consistent and cost-effective manner.

Community HealthChoices (CHC)

The commonwealth's goal is to serve more people in their community. To reach that goal, it has transitioned from multiple existing Medicaid fee-for-service delivery systems to a consolidated, capitated, managed long-term services and supports system called [Community HealthChoices](#). Under CHC, physical health benefits, home and community-based services, and nursing facility services are delivered by managed care organizations for individuals dually eligible for Medicare and Medicaid and for individuals needing the level of care provided by a nursing facility.

Home and Community-Based Services

The commonwealth recognizes the value of providing greater independence, choices, and opportunities for

individuals with disabilities and older Pennsylvanians by delivering services in the [home and community](#). For qualifying individuals who want to receive services in the community, the department currently administers the [OBRA Waiver](#) program, the [Act 150 program](#), and the [Living Independence for the Elderly \(LIFE\) program](#), which help individuals to live as independently as possible, integrated in their communities.

LIFE integrates Medicare and Medicaid funding to provide a fully coordinated and comprehensive service package to enrollees who are aged 55 and older, are nursing facility clinically eligible, and reside in an area served by a LIFE provider. The LIFE service package includes acute care, long-term care, behavioral health and pharmaceutical coverage.

Nursing Facility Services

Institutional services are provided to eligible persons by [nursing facilities](#) that are certified, to participate in the Medicaid program. Nursing facility care is available to Medicaid recipients who are financially eligible and are determined nursing facility clinically eligible through a level of care assessment.

Program Recommendations:

This budget recommends the following changes: (Dollar Amounts in Thousands)

GENERAL FUND		Medical Assistance - Community HealthChoices	
\$ -25,600	—funding reduction.	\$ 439,827	—to continue current program including annualization of the central implementation which began January 2020.
38,907	—merge of Home and Community-Based Services, Services to Persons with Disabilities and Attendant Care into Medical Assistance - Long-Term Living.	320,265	—transfer of Home and Community-Based Services, Services to Persons with Disabilities and Attendant Care into Medical Assistance - Community HealthChoices.
67	—revision of federal financial participation from a full-year blended rate of 52.25% to 52.2125%.	131,131	—reflects rollforward of prior-year costs.
-426,928	—reflects transfer to Medical Assistance - Community HealthChoices.	21,753	—reflects impact of decrease in available Tobacco Settlement Funds.
\$ -413,554	<i>Appropriation Decrease</i>	3,519	—revision of federal financial participation from a full-year blended rate of 52.25% to 52.2125%.
		-19,698	—nonrecurring prior-year costs.
		-14,953	—impact of available Lottery Funds.
		25,624	—Initiative—to provide an increase in the minimum wage to \$12 an hour.
		1,219	—Initiative—to provide training to direct care workers.
		1,414	—Initiative—to expand access to the Ventilator Dependent Resident Grant Program.
		\$ 910,101	<i>Appropriation Increase</i>

Program: Long-Term Living (continued)

Program Recommendations: (continued) This budget recommends the following changes: (Dollar Amounts in Thousands)

<p>Home and Community-Based Services</p> <p>\$ -184,456 —transfer of Home and Community-Based Services to Medical Assistance - Community HealthChoices to annualize Community HealthChoices statewide.</p> <p>-6,891 —nonrecurring prior-year costs.</p> <p>-233 —merge of Home and Community-Based Services into Medical Assistance - Long-Term Living.</p> <hr/> <p>\$ -191,580 <i>Appropriation Decrease</i></p>	<p>Attendant Care</p> <p>\$ -25,552 —merge of Attendant Care into Medical Assistance - Long-Term Living.</p> <p>-19,307 —transfer of Attendant Care into Medical Assistance - Community HealthChoices to annualize Community HealthChoices statewide.</p> <hr/> <p>\$ -44,859 <i>Appropriation Decrease</i></p>
<p>Long-Term Care Managed Care</p> <p>\$ 5,037 —to provide home and community-based services to 430 additional older Pennsylvanians.</p> <p>4,326 —impact of the Medical Assistance - Community HealthChoices expansion.</p> <p>135 —revision of federal financial participation from a full-year blended rate of 52.25% to 52.2125%.</p> <p>104 —to continue current program.</p> <hr/> <p>\$ 9,602 <i>Appropriation Increase</i></p>	<p>LOTTERY FUND</p> <p>Medical Assistance - Community HealthChoices</p> <p>\$ 8,672 —transfer from the PENNCARE appropriation in the Department of Aging to annualize Community HealthChoices statewide.</p> <p>6,281 —increase in Lottery Funds.</p> <hr/> <p>\$ 14,953 <i>Appropriation Increase</i></p>
<p>Services to Persons with Disabilities</p> <p>\$ -116,502 —transfer of Services to Persons with Disabilities to Medical Assistance - Community HealthChoices to annualize Community HealthChoices statewide.</p> <p>-13,122 —merge of Services to Persons with Disabilities into Medical Assistance - Long-Term Living.</p> <p>-6,628 —nonrecurring prior-year costs.</p> <hr/> <p>\$ -136,252 <i>Appropriation Decrease</i></p>	

Appropriations within this Program:

(Dollar Amounts in Thousands)

	2018-19 Actual	2019-20 Available	2020-21 Budget	2021-22 Estimated	2022-23 Estimated	2023-24 Estimated	2024-25 Estimated
GENERAL FUND:							
Medical Assistance - Long-Term Living	\$ 850,149	\$ 537,825	\$ 124,271	\$ 132,970	\$ 142,278	\$ 152,237	\$ 162,894
Medical Assistance - Community HealthChoices	693,766	2,551,553	3,461,654	3,822,681	3,907,865	4,179,511	4,410,226
Home and Community-Based Services.....	506,450	191,580	0	0	0	0	0
Long-Term Care Managed Care.....	149,039	161,718	171,320	185,026	199,828	215,814	233,079
Services to Persons with Disabilities	354,573	136,252	0	0	0	0	0
Attendant Care	221,599	44,859	0	0	0	0	0
TOTAL GENERAL FUND.....	\$ 2,775,576	\$ 3,623,787	\$ 3,757,245	\$ 4,140,677	\$ 4,249,971	\$ 4,547,562	\$ 4,806,199
LOTTERY FUND:							
Medical Assistance - Long-Term Care.....	\$ 81,381	\$ 0	\$ 0	\$ 0	\$ 0	\$ 0	\$ 0
Home and Community-Based Services	120,668	0	0	0	0	0	0
Medical Assistance - Community HealthChoices	166,806	334,013	348,966	335,966	335,966	329,966	330,966
TOTAL LOTTERY FUND	\$ 368,855	\$ 334,013	\$ 348,966	\$ 335,966	\$ 335,966	\$ 329,966	\$ 330,966

Program: Long-Term Living (continued)

Program Measures:	2014-15 Actual	2015-16 Actual	2016-17 Actual	2017-18 Actual	2018-19 Actual	2019-20 Estimated	2020-21 Estimated
Maintain supports and services for older Pennsylvanians and persons with physical disabilities and increase the number of these persons that live in their communities, instead of institutions, through the effective delivery of needed community-based supports.							
Long-Term Living *							
Number of long-term living recipients receiving institutional care (monthly average).....	48,119	49,543	50,451	39,069	26,750	2,597	2,615
Community HealthChoices - Recipients receiving institutional care (monthly average).....	N/A	N/A	N/A	11,085	25,182	49,571	49,607
Number of long-term living recipients receiving home and community-based waiver services (Waiver and Act 150) (monthly average) ...	46,020	51,271	55,994	54,313	18,383	585	581
Community HealthChoices - Recipients receiving home and community-based waiver services (monthly average).....	N/A	N/A	N/A	11,059	63,211	86,490	86,617
Percentage of long-term living recipients receiving institutional care (monthly average).....	51%	49%	47%	43%	39%	37%	35%
Percentage of long-term living recipients receiving services in the community (monthly average).....	49%	51%	53%	57%	61%	63%	65%
Other Long-Term Living Services *							
Persons with developmental disabilities served in the OBRA Waiver (monthly average).....	1,360	1,340	1,389	1,065	767	417	417
Recipients receiving services through the LIFE program (monthly average)	4,698	5,321	5,767	6,247	6,683	7,218	7,648

* Long-Term Living and Other Long-Term Living Services Programs measures for the actual years have been revised based on a data correction.

Program: Income Maintenance

Goal: To promote personal and parental responsibility and encourage economic independence and self-sufficiency through temporary cash assistance, job training, child care for families or individuals and nutrition support services.

The broad purpose of public assistance is to provide temporary support to families and individuals in transition from dependency to economic self-sufficiency. Support may include education, job training and placement assistance, child care, transportation, other support services, and cash assistance.

Income Assistance

Caseworkers in the county assistance offices (CAOs) review financial and non-financial criteria with applicants of [Temporary Assistance for Needy Families \(TANF\)](#), [Medical Assistance \(MA\)](#), [Low Income Home Energy Assistance Program \(LIHEAP\)](#), and the [Supplemental Nutrition Assistance Program \(SNAP\)](#) to determine eligibility for benefits.

The TANF program provides state and federal funds for temporary cash support for families in transition to self-sufficiency. TANF cash assistance is provided for a limited time to people who meet income and resource guidelines and who comply with work activity requirements or other requirements that are included on their Agreement of Mutual Responsibility. Adults with disabilities, to the extent that substantial gainful employment is not possible, are required to cooperate in applying for federal benefits. Federal regulations place a five-year lifetime limit on TANF cash assistance for most adult recipients and allow a hardship exemption for up to 20 percent of the TANF caseload.

LIHEAP is a federally funded program that assists eligible households by providing funds to offset the burden

of high energy costs. LIHEAP also provides funds in heating crisis situations, arranges and pays for emergency deliveries, expedites payments to avoid utility shut offs, and provides furnace repairs through other agencies.

SNAP is federally funded and regulated by the United States Department of Agriculture's Food and Nutrition Service, but is administered by the state to assist low-income recipients in buying the food they need to maintain a healthy lifestyle.

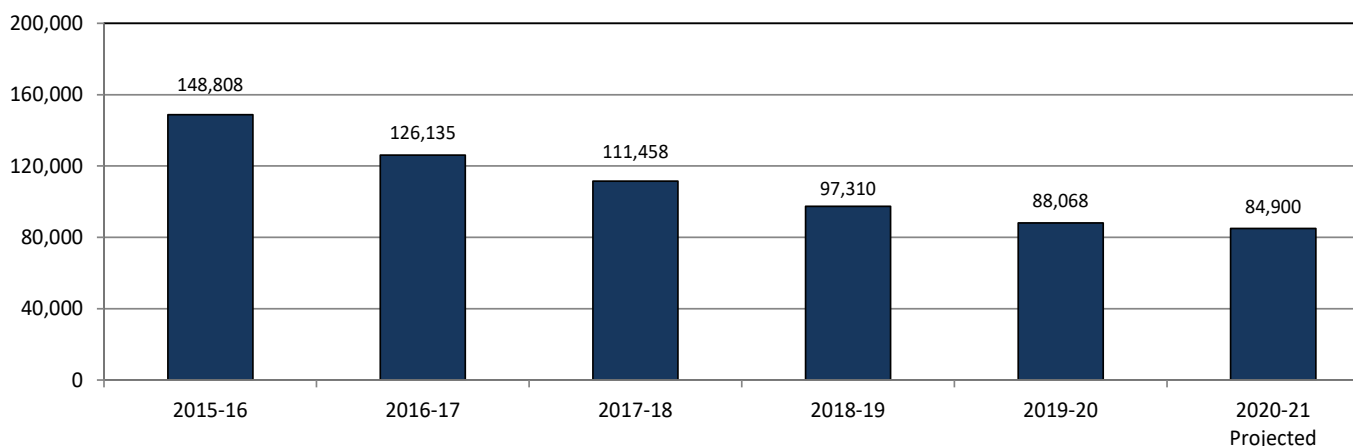
The Supplemental Security Income (SSI) program provides aged, blind, and disabled persons with a monthly payment based on nationally uniform eligibility standards. Presently, the monthly federal benefit rate is \$771 for individuals and \$1,157 for couples. Pennsylvania contributes a supplemental grant of \$22.10 for an individual and \$33.30 for couples to SSI recipients. A special monthly state supplement is paid to SSI-eligible persons in domiciliary care facilities and personal care homes. For SSI residents in personal care homes, the minimum personal needs allowance is \$85 a month.

The department also administers a disability advocacy program to assist mentally and physically disabled individuals in establishing their eligibility for federal SSI benefits.

Employment, Training and Work Supports

The [employment and training](#) program, known as the Road to Economic Self-Sufficiency through Employment and Training (RESET), engages eligible individuals in activities to prepare for the workforce. RESET includes

**Temporary Assistance for Needy Families (TANF)
(Caseload)**



Program: Income Maintenance (continued)

several programs and is intended to empower clients to take ownership of their journey to economic independence.

In order to meet the employment needs of Pennsylvania's diverse assistance population, the department operates multiple programs based on the needs of the participant. The Employment, Advancement and Retention Network (EARN) and Work Ready programs offer a full array of employment and training services designed to mitigate barriers to help recipients secure and retain employment and advance in their career. The Keystone Education Yields Success (KEYS) program is a collaborative program between the department and certain higher education institutions designed to assist TANF recipients and, as funding permits, SNAP recipients in attending a higher education program.

Supportive services are also provided to facilitate and assist a client's transition to independence. Special allowances are used to support individuals as they pursue their education, job skills training, or employment goals through an approved employment and training program.

Child Support Enforcement

[Pennsylvania Child Support Program](#) services are provided at the county level through cooperative agreements with the county Courts of Common Pleas and the county commissioners. The services include the establishment of paternity; the determination, establishment and enforcement of a financial child support obligation paid by the noncustodial parent to meet the ongoing daily needs of the child; and the procurement of medical support, including health insurance and/or the reimbursement of the uninsured child's medical expenses.

A designated portion of child support paid on behalf of a child receiving TANF benefits is passed through to the custodial parent and any residual amount is assigned to the department to reimburse cash assistance benefits issued to the child's family.

Federal funding of the Pennsylvania Child Support Program is based on its performance in establishing paternity and court orders for support, as well as collection of the ordered child support amounts.

Program Recommendation:

This budget recommends the following changes: (Dollar Amounts in Thousands)

<table border="0"> <tr> <td style="width: 100px;">\$ 3,322</td> <td>County Administration - Statewide</td> <td></td> <td></td> <td></td> <td></td> </tr> <tr> <td>1,459</td> <td>—to continue current program.</td> <td></td> <td></td> <td></td> <td></td> </tr> <tr> <td>790</td> <td>—to reflect change in federal earnings.</td> <td></td> <td></td> <td></td> <td></td> </tr> <tr> <td></td> <td>—merge of Children's Health Insurance Program Administration into County Administration - Statewide.</td> <td></td> <td></td> <td></td> <td></td> </tr> <tr> <td style="border-top: 1px solid black;">\$ 5,571</td> <td><i>Appropriation Increase</i></td> <td></td> <td></td> <td></td> <td></td> </tr> <tr> <td colspan="6"> </td> </tr> <tr> <td>\$ 8,285</td> <td>County Assistance Offices</td> <td></td> <td></td> <td></td> <td></td> </tr> <tr> <td>35,000</td> <td>—to continue current program.</td> <td></td> <td></td> <td></td> <td></td> </tr> <tr> <td></td> <td>—to replace prior-year federal funds.</td> <td></td> <td></td> <td></td> <td></td> </tr> <tr> <td style="border-top: 1px solid black;">\$ 43,285</td> <td><i>Appropriation Increase</i></td> <td></td> <td></td> <td></td> <td></td> </tr> </table>	\$ 3,322	County Administration - Statewide					1,459	—to continue current program.					790	—to reflect change in federal earnings.						—merge of Children's Health Insurance Program Administration into County Administration - Statewide.					\$ 5,571	<i>Appropriation Increase</i>					 						\$ 8,285	County Assistance Offices					35,000	—to continue current program.						—to replace prior-year federal funds.					\$ 43,285	<i>Appropriation Increase</i>					<table border="0"> <tr> <td style="width: 100px;">\$ 1,090</td> <td>Child Support Enforcement</td> <td></td> <td></td> <td></td> <td></td> </tr> <tr> <td></td> <td>—to continue current program.</td> <td></td> <td></td> <td></td> <td></td> </tr> <tr> <td colspan="6"> </td> </tr> <tr> <td>\$ 48</td> <td>New Directions</td> <td></td> <td></td> <td></td> <td></td> </tr> <tr> <td>6,000</td> <td>—to continue current program.</td> <td></td> <td></td> <td></td> <td></td> </tr> <tr> <td></td> <td>—to replace prior-year federal funds.</td> <td></td> <td></td> <td></td> <td></td> </tr> <tr> <td style="border-top: 1px solid black;">\$ 6,048</td> <td><i>Appropriation Increase</i></td> <td></td> <td></td> <td></td> <td></td> </tr> <tr> <td colspan="6"> </td> </tr> <tr> <td>\$ -506</td> <td>Supplemental Grants - Aged, Blind, Disabled</td> <td></td> <td></td> <td></td> <td></td> </tr> <tr> <td></td> <td>—impact of caseload changes.</td> <td></td> <td></td> <td></td> <td></td> </tr> </table>	\$ 1,090	Child Support Enforcement						—to continue current program.					 						\$ 48	New Directions					6,000	—to continue current program.						—to replace prior-year federal funds.					\$ 6,048	<i>Appropriation Increase</i>					 						\$ -506	Supplemental Grants - Aged, Blind, Disabled						—impact of caseload changes.				
\$ 3,322	County Administration - Statewide																																																																																																																								
1,459	—to continue current program.																																																																																																																								
790	—to reflect change in federal earnings.																																																																																																																								
	—merge of Children's Health Insurance Program Administration into County Administration - Statewide.																																																																																																																								
\$ 5,571	<i>Appropriation Increase</i>																																																																																																																								
\$ 8,285	County Assistance Offices																																																																																																																								
35,000	—to continue current program.																																																																																																																								
	—to replace prior-year federal funds.																																																																																																																								
\$ 43,285	<i>Appropriation Increase</i>																																																																																																																								
\$ 1,090	Child Support Enforcement																																																																																																																								
	—to continue current program.																																																																																																																								
\$ 48	New Directions																																																																																																																								
6,000	—to continue current program.																																																																																																																								
	—to replace prior-year federal funds.																																																																																																																								
\$ 6,048	<i>Appropriation Increase</i>																																																																																																																								
\$ -506	Supplemental Grants - Aged, Blind, Disabled																																																																																																																								
	—impact of caseload changes.																																																																																																																								

The Cash Grants appropriation is recommended at the current year funding level.

This budget recommends the amount of \$14,845,000 in the (F)TANFBG - New Directions appropriation to provide for the employment and training redesign.

This budget recommends the amount of \$23,400,000 in the (F)TANFBG - Cash Grants appropriation to provide for the work expense deduction.

Appropriations within this Program:

(Dollar Amounts in Thousands)

	2018-19 Actual	2019-20 Available	2020-21 Budget	2021-22 Estimated	2022-23 Estimated	2023-24 Estimated	2024-25 Estimated
GENERAL FUND:							
County Administration - Statewide.....	\$ 42,260	\$ 46,813	\$ 52,384	\$ 52,384	\$ 52,384	\$ 52,384	\$ 52,384
County Assistance Offices.....	255,350	255,350	298,635	298,635	298,635	298,635	298,635
Child Support Enforcement.....	16,298	16,298	17,388	17,388	17,388	17,388	17,388
New Directions.....	15,682	15,682	21,730	21,730	21,730	21,730	21,730
Cash Grants.....	25,457	18,287	18,287	18,287	18,287	18,287	18,287
Supplemental Grants - Aged, Blind and Disabled.....	123,184	123,363	122,857	122,857	122,857	122,857	122,857
TOTAL GENERAL FUND.....	\$ 478,231	\$ 475,793	\$ 531,281	\$ 531,281	\$ 531,281	\$ 531,281	\$ 531,281

Program: Income Maintenance (continued)

Program Measures:	2014-15 Actual	2015-16 Actual	2016-17 Actual	2017-18 Actual	2018-19 Actual	2019-20 Estimated	2020-21 Estimated
Maintain services and supports to eligible Pennsylvanians while helping them to increase their self-sufficiency and well-being.							
Persons receiving cash assistance (monthly average).....	160,490	143,930	126,135	111,594	97,437	89,057	85,018
Persons receiving State Supplemental Grants (monthly average).....	380,355	375,912	372,080	367,858	362,612	361,622	360,056
Persons receiving Supplemental Nutrition Assistance Program (SNAP) benefits.....	1,833,735	1,879,833	1,863,169	1,842,458	1,783,811	1,723,811	1,705,123
Households receiving energy cash payments.....	390,121	345,233	348,680	344,008	328,706	346,221	346,221
Households receiving energy crisis payments.....	130,349	89,735	87,681	109,112	104,915	97,434	97,434
TANF recipients enrolled in employment and training programs (monthly average).....	17,291	14,594	11,778	9,949	8,095	8,100	10,000
TANF recipients obtaining employment	54,259	54,039	52,110	51,503	43,700	45,000	50,000

Program: Mental Health and Substance Abuse Services

Goal: To maximize the individual's capacity for independent living through the provision of an array of service and support programs.

The [Office of Mental Health and Substance Abuse Services](#) (OMHSAS) provides for an integrated behavioral health system addressing mental health treatment and support services, as well as substance use services. The objective of these services is to promote individual movement toward recovery. Community mental health funds, behavioral health services funds for both mental health and substance use services, Act 152 funds that provide non-hospital residential substance use services, and federal grant funds are distributed to counties, county joiners, and single county authorities to provide behavioral health services. OMHSAS manages the delivery of community mental health services administered by counties under the [Pennsylvania Mental Health and Intellectual Disability \(MH/ID\) Act](#) and the [Mental Health Procedures Act](#). Medicaid-funded behavioral health services are provided through the state-administered fee-for-service behavioral health system or the [Medicaid HealthChoices Behavioral Health Managed Care program](#) either through county contracts or by direct contract with a behavioral health managed care organization.

State Hospitals

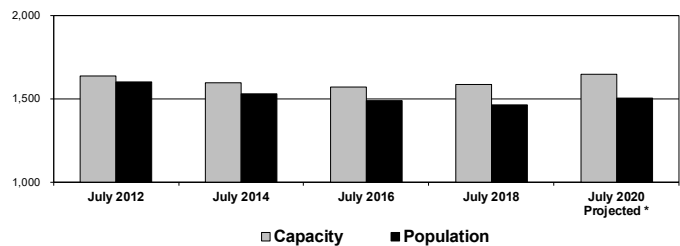
Direct mental health treatment services are currently provided through six state-operated hospitals and one restoration (long-term care) center. [State hospitals](#) provide long-term inpatient care for individuals who require intensive treatment. Additionally, they provide specialized inpatient care for the criminal and elderly (long-term) populations as well as a unit for the treatment of violent sexual predators, whose commitment in the Youth Development Center system terminates at age 21. Efforts continue to assess and transfer individuals to community mental health programs, where services are provided in a less restrictive setting through the Community/Hospital Integration Projects Program (CHIPPs).

County Mental Health System

The MH/ID Act requires county governments to provide an array of [community-based mental health services](#), including unified intake, community consultation and education, support for families caring for members with mental disorders, and community residential programs. Community services are targeted to adults with serious mental illness and children and adolescents with or at risk of serious emotional disturbance. Key provisions of service include recovery-oriented treatment, community care, and support services that enable individuals to live in

the community and lead independent and productive lives. Non-residential services include family-based support, outpatient care, partial hospitalization, emergency and crisis intervention, peer to peer support, and after care. Community residential services include housing support, residential treatment, inpatient care, crisis services, and mobile therapy. Services are administered by single counties, county joiners, or through contracts with private, nonprofit organizations or agencies. Services, with some exceptions, are funded with state, federal and/ or county matching funds.

**State Hospitals
Population Compared to Capacity**



The population at state hospitals has declined by 96 individuals (or 6 percent) since July 2012, as more people receive health services in the community. During that same period, capacity at the state hospitals has increased by 8 beds (or 0.45 percent).

** The projected increases for July 2020 reflect additional beds and individuals to meet a settlement with the American Civil Liberties Union.*

Substance Abuse Services

[Substance use treatment services](#) are provided to individuals with severe addictive disorders (including co-occurring mental health disorders) who are uninsured, who do not have insurance that covers the service needed, or who cannot obtain Medical Assistance benefits. Services available include the full continuum of treatment, as well as case management services, to assist this population with access to and retention in treatment to promote recovery.

Program: Mental Health and Substance Abuse Services (continued)

Expenditures by Hospital, Restoration Center and Community Programs

(Dollar Amounts in Thousands)

	2018-19	2019-20	2020-21		2018-19	2019-20	2020-21
	Actual	Available	Budget		Actual	Available	Budget
Allentown				Warren			
State Funds.....	\$ 583	\$ 0	\$ 0	State Funds.....	\$ 23,257	\$ 25,079	\$ 28,298
Federal Funds.....	0	0	0	Federal Funds.....	23,709	24,709	21,110
Augmentations.....	0	0	0	Augmentations.....	1,120	1,700	964
TOTAL.....	<u>\$ 583</u>	<u>\$ 0</u>	<u>\$ 0</u>	TOTAL.....	<u>\$ 48,086</u>	<u>\$ 51,488</u>	<u>\$ 50,372</u>
Clarks Summit				Wernersville			
State Funds.....	\$ 25,422	\$ 25,395	\$ 30,445	State Funds.....	\$ 40,731	\$ 36,457	\$ 46,809
Federal Funds.....	23,708	25,708	20,445	Federal Funds.....	29,829	37,829	27,365
Augmentations.....	1,184	1,090	1,212	Augmentations.....	1,241	1,278	1,145
TOTAL.....	<u>\$ 50,314</u>	<u>\$ 52,193</u>	<u>\$ 52,102</u>	TOTAL.....	<u>\$ 71,801</u>	<u>\$ 75,564</u>	<u>\$ 75,319</u>
Danville				Administrative Cost			
State Funds.....	\$ 20,551	\$ 23,084	\$ 27,351	State Funds.....	\$ 4,834	\$ 4,797	\$ 4,777
Federal Funds.....	23,709	23,709	21,023	Federal Funds.....	0	0	0
Augmentations.....	1,518	863	1,104	Augmentations.....	0	0	0
TOTAL.....	<u>\$ 45,778</u>	<u>\$ 47,656</u>	<u>\$ 49,478</u>	TOTAL.....	<u>\$ 4,834</u>	<u>\$ 4,797</u>	<u>\$ 4,777</u>
Norristown				Community Programs			
State Funds.....	\$ 64,748	\$ 53,823	\$ 56,851	State Funds.....	\$ 530,923	\$ 569,643	\$ 573,232
Federal Funds.....	31,854	42,854	46,135	Federal Funds.....	57,642	61,322	68,905
Augmentations.....	806	1,128	761	Augmentations.....	28,506	28,366	28,098
TOTAL.....	<u>\$ 97,408</u>	<u>\$ 97,805</u>	<u>\$ 103,747</u>	TOTAL.....	<u>\$ 617,071</u>	<u>\$ 659,331</u>	<u>\$ 670,235</u>
South Mountain State Restoration Center				Budgetary Reserve			
State Funds.....	\$ 12,327	\$ 14,733	\$ 18,104	State Funds.....	\$ 580	\$ 780	\$ 0
Federal Funds.....	14,583	14,583	12,774	Federal Funds.....	1,000	1,000	5,000
Augmentations.....	1,652	1,789	1,615	Augmentations.....	0	0	0
TOTAL.....	<u>\$ 28,562</u>	<u>\$ 31,105</u>	<u>\$ 32,493</u>	TOTAL.....	<u>\$ 1,580</u>	<u>\$ 1,780</u>	<u>\$ 5,000</u>
Torrance							
State Funds.....	\$ 52,897	\$ 49,378	\$ 62,542				
Federal Funds.....	38,515	46,515	34,972				
Augmentations.....	830	970	776				
TOTAL.....	<u>\$ 92,242</u>	<u>\$ 96,863</u>	<u>\$ 98,290</u>				

Program: Mental Health and Substance Abuse Services (continued)

Hospital and Restoration Center Populations for the Prior, Current and Upcoming Year

State Hospitals	Population July 2018	Population July 2019	Projected Population July 2020	Projected Bed Capacity July 2020	Projected Percentage of Capacity July 2020
Clarks Summit.....	176	150	150	203	73.9%
Danville.....	160	155	150	161	93.2%
Norristown.....	285	343	354	354	100.0%
South Mountain.....	140	137	140	159	88.1%
Torrance.....	312	307	311	352	88.4%
Warren.....	139	143	140	152	92.1%
Wernersville.....	252	253	260	266	97.7%
TOTAL.....	1,464	1,488	1,505	1,647	91.4%

Program Recommendations:

This budget recommends the following changes: (Dollar Amounts in Thousands)

<p>Mental Health Services</p> <p>\$ -780 —funding reduction.</p> <p>11,957 —to continue current program.</p> <p>2,813 —to annualize prior-year expansion of community services.</p> <p>30,000 —to replace prior-year federal funds.</p> <p>1,250 —Initiative—to provide home and community-based services for 20 individuals currently residing in state hospitals.</p> <hr/> <p>\$ 45,240 <i>Appropriation Increase</i></p>	<p>Special Pharmaceutical Services</p> <p>\$ -200 —to continue current program.</p>
---	--

The Behavioral Health Services appropriation is recommended at the current year funding level.

Appropriations within this Program:

(Dollar Amounts in Thousands)

	2018-19 Actual	2019-20 Available	2020-21 Budget	2021-22 Estimated	2022-23 Estimated	2023-24 Estimated	2024-25 Estimated
GENERAL FUND:							
Mental Health Services.....	\$ 776,853	\$ 803,169	\$ 848,409	\$ 848,409	\$ 848,409	\$ 848,409	\$ 848,409
Behavioral Health Services	57,149	57,149	57,149	57,149	57,149	57,149	57,149
Special Pharmaceutical Services	1,008	952	752	752	752	752	752
TOTAL GENERAL FUND	\$ 835,010	\$ 861,270	\$ 906,310	\$ 906,310	\$ 906,310	\$ 906,310	\$ 906,310

Program: Mental Health and Substance Abuse Services (continued)

Program Measures:	2014-15 Actual	2015-16 Actual	2016-17 Actual	2017-18 Actual	2018-19 Actual	2019-20 Estimated	2020-21 Estimated
Maintain services and supports for persons with mental illness to live, work and contribute to their communities with increased health and independence.							
Community Mental Health Services *							
Persons receiving mental health inpatient and outpatient services from non-Medical Assistance funding (unduplicated).....	203,090	195,692	181,914	185,796	189,512	193,302	193,302
Persons receiving services through Medical Assistance expenditures (fee-for-service and HealthChoices) (unduplicated).....	531,912	570,175	592,389	612,469	602,279	603,155	604,210
Percentage of patients discharged from a psychiatric inpatient setting who have follow-up service 7 days from discharge (ages 21 to 64).....	58%	63%	63%	62%	65%	66%	67%
Percent of persons receiving mental health services who are employed (ages 21 to 64)	20%	21%	21%	23%	25%	25%	25%
Substance Use Disorder Services *							
Number of individuals on Medicaid with a substance use disorder	175,996	220,629	264,122	270,381	276,127	279,302	280,000
Non-hospital detoxification and rehabilitation clients	30,421	37,809	38,986	41,999	41,522	42,875	44,110
Percentage of patients discharged from a substance use disorder hospital setting who have follow-up services 7 days from discharge (ages 21 to 64)	69%	62%	65%	73%	74%	75%	76%
Persons receiving methadone maintenance services.....	22,214	25,068	26,509	26,934	26,735	27,000	27,000
State Hospitals							
Total persons served in state hospitals ..	2,209	2,114	2,045	1,967	1,828	1,742	1,742
Average cost per person in state hospital population.....	\$180,633	\$197,080	\$204,256	\$218,425	\$237,522	\$259,859	\$265,098
Percentage of adults readmitted to state hospitals within 180 days of discharge	2.7%	4.1%	3.2%	2.3%	2.7%	3.1%	3.0%
Percentage of persons in state hospitals with stays longer than two years ..	55%	61%	56%	53%	35%	33%	31%

* Community Mental Health Services and Substance Use Disorder Services Programs measures for the actual years have been revised based on a data correction.

Program: Intellectual Disabilities/Autism

Goal: To support Pennsylvanians with developmental disabilities and their families to achieve greater independence, choice, and opportunity in their lives.

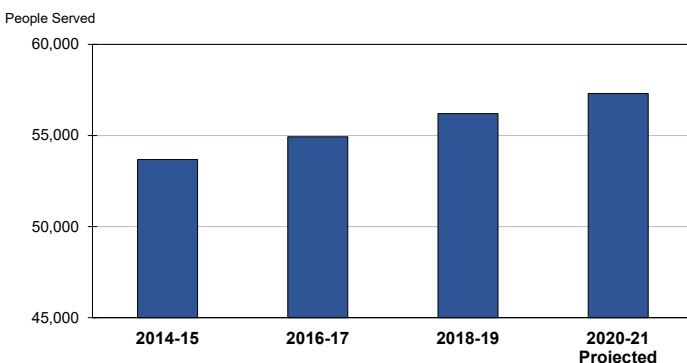
The department supports a comprehensive array of services for people with intellectual disabilities and Autism Spectrum Disorder (ASD) including services to people living in their own home, with family members, in community residential facilities, and in non-residential programs provided through the Medicaid home and community-based waiver programs and the base program. Services are also provided in state operated institutions and private intermediate care facilities for individuals with an intellectual disability (ICF/IDs). In addition to state and federal funding, local funding is provided for the community base program as required by the [Pennsylvania Mental Health and Intellectual Disability \(MH/ID\) Act](#).

The intellectual disabilities and ASD programs have evolved from a system of large congregate residential facilities to a flexible and dynamic system of community supports and services tailored to the needs of persons living in the community. The trend toward enhancing the natural supports that exist in the family and the community and enabling individuals to participate fully in community life continues to define services.

Services for Individuals with Intellectual Disabilities and Autism - Community Services

The MH/ID Act provides the statutory basis, along with the Medicaid Consolidated, Person/Family Directed Support, and Community Living Waivers and the Targeted Support Management [service](#) in the state plan, to enable people to live in the community, in their own homes, apartments, the homes of family members, life-sharing settings with family or others, or staffed community homes. The program is designed to assist participants in gaining the greatest level of independence possible; encourage involvement in community life, improve social skills, and provide support to caregivers. All services are individualized through the development of a person-centered plan.

Intellectual Disabilities - Community Services



The number of individuals with intellectual disabilities receiving community services has increased by over 3,600 people served since 2014-15.

Services for Individuals with Autism Spectrum Disorder

In addition to services for people with [ASD](#) through the Medicaid Consolidated, Person/Family Directed Support, and Community Living Waivers, the department also provides funding for a four-county managed care program to support the needs of Pennsylvanians living with ASD who may also have an intellectual disability. The [Adult Community Autism Program](#) (ACAP) was designed to assist participants in gaining the greatest level of independence possible, encourage involvement in community life, improve social skills and provide support to caregivers. The department also administers the [Adult Autism Waiver](#) for individuals with ASD ages 21 years and older. In addition, the department supports people with ASD of all ages through the [Autism Services, Education, Research, and Training \(ASERT\) Collaborative](#), the development of crisis programs to support individuals in need of acute intervention, family support programs, and training programs to increase provider capacity.

Institutional Services

The department provides institutional care funding for people with an intellectual disability. Services are offered through four public state centers whose primary goal is to develop residents' abilities to function more independently in preparation for living in a less restrictive/more inclusive environment. All facilities are currently certified for Medicare Assistance under standards established by the Centers for Medicare & Medicaid Services. The department also funds services in private ICF/IDs.

Program: Intellectual Disabilities/Autism (continued)

State Centers Population for the Prior, Current and Upcoming Year

	Population July 2018	Population July 2019	Projected Population July 2020	Projected Bed Capacity July 2020	Projected Percentage Capacity July 2020
State Centers					
Ebensburg.....	211	202	187	402	46.5%
Hamburg.....	17	0	0	0	0.0%
Polk.....	208	196	182	521	34.9%
Selinsgrove.....	222	209	190	564	33.7%
White Haven.....	121	112	92	275	33.5%
TOTAL.....	<u>779</u>	<u>719</u>	<u>651</u>	<u>1,762</u>	<u>36.9%</u>

Expenditures by State Center

(Dollar Amounts in Thousands)

	2018-19 Actual	2019-20 Available	2020-21 Budget		2018-19 Actual	2019-20 Available	2020-21 Budget
Ebensburg				White Haven			
State Funds.....	\$ 30,723	\$ 28,774	\$ 31,501	State Funds.....	\$ 20,077	\$ 18,952	\$ 19,979
Federal Funds.....	41,156	42,482	39,891	Federal Funds.....	25,902	26,966	24,541
Augmentations.....	7,273	7,063	7,173	Augmentations.....	4,020	4,202	4,066
TOTAL.....	<u>\$ 79,152</u>	<u>\$ 78,319</u>	<u>\$ 78,565</u>	TOTAL.....	<u>\$ 49,999</u>	<u>\$ 50,120</u>	<u>\$ 48,586</u>
Hamburg				Non-Facility			
State Funds.....	\$ 5,469	\$ 4,058	\$ 4,782	State Funds.....	\$ 1,062	\$ 997	\$ 1,001
Federal Funds.....	0	0	0	Federal Funds.....	0	0	0
Augmentations.....	31	0	0	Augmentations.....	0	0	0
TOTAL.....	<u>\$ 5,500</u>	<u>\$ 4,058</u>	<u>\$ 4,782</u>	TOTAL.....	<u>\$ 1,062</u>	<u>\$ 997</u>	<u>\$ 1,001</u>
Polk				Budgetary Reserve			
State Funds.....	\$ 29,217	\$ 28,933	\$ 30,936	State Funds.....	\$ 0	\$ 3,826	\$ 0
Federal Funds.....	40,543	43,675	39,829	Federal Funds.....	11,394	8,135	5,000
Augmentations.....	7,553	7,292	6,878	Augmentations.....	0	0	0
TOTAL.....	<u>\$ 77,313</u>	<u>\$ 79,900</u>	<u>\$ 77,643</u>	TOTAL.....	<u>\$ 11,394</u>	<u>\$ 11,961</u>	<u>\$ 5,000</u>
Selinsgrove							
State Funds.....	\$ 30,776	\$ 30,106	\$ 31,853				
Federal Funds.....	42,871	45,306	41,041				
Augmentations.....	7,651	7,283	7,392				
TOTAL.....	<u>\$ 81,298</u>	<u>\$ 82,695</u>	<u>\$ 80,286</u>				

Program: Intellectual Disabilities/Autism (continued)

Program Recommendations:

This budget recommends the following changes: (Dollar Amounts in Thousands)

	Intellectual Disabilities - State Centers		Intellectual Disabilities - Community Waiver Program
\$	-1,364		\$
	7,500		122,291
	1,035		43,734
	114		14,426
	-2,879		4,879
			1,256
			15,003
\$	4,406		
	<i>Appropriation Increase</i>		
	Intellectual Disabilities - Community Base Program		
\$	141		
	8		
	-3,898		
	4,030		
\$	281		
	<i>Appropriation Increase</i>		
	Intellectual Disabilities - Intermediate Care Facilities		
\$	8,339		\$
	137		-2,170
	-6,900		1,400
	-920		20
	594		
\$	1,250		
	<i>Appropriation Increase</i>		
			Intellectual Disabilities - Lansdowne Residential Services
			\$
			-140
			Autism Intervention and Services
			\$
			-2,170
			1,400
			20
			\$
			-750
			<i>Appropriation Decrease</i>

Appropriations within this Program:

(Dollar Amounts in Thousands)

	2018-19 Actual	2019-20 Available	2020-21 Budget	2021-22 Estimated	2022-23 Estimated	2023-24 Estimated	2024-25 Estimated
GENERAL FUND:							
Intellectual Disabilities - State Centers.....	\$ 117,324	\$ 115,646	\$ 120,052	\$ 120,052	\$ 120,052	\$ 120,052	\$ 120,052
Intellectual Disabilities - Community Base Program.....	149,379	149,653	149,934	149,934	149,934	149,934	149,934
Intellectual Disabilities - Intermediate Care Facilities.....	143,003	158,585	159,835	159,835	159,835	159,835	159,835
Intellectual Disabilities - Community Waiver Program.....	1,643,812	1,728,641	1,940,729	1,991,845	2,091,437	2,196,009	2,305,809
Intellectual Disabilities - Lansdowne Residential Services.....	340	340	200	200	200	200	200
Autism Intervention and Services.....	30,842	28,425	27,675	27,675	27,675	27,982	28,596
TOTAL GENERAL FUND	\$ 2,084,700	\$ 2,181,290	\$ 2,398,425	\$ 2,449,541	\$ 2,549,133	\$ 2,654,012	\$ 2,764,426

Program: Intellectual Disabilities/Autism (continued)

Program Measures:	2014-15 Actual	2015-16 Actual	2016-17 Actual	2017-18 Actual	2018-19 Actual	2019-20 Estimated	2020-21 Estimated
Maintain supports and services for individuals with developmental disabilities and their families, including persons with autism, to more fully participate in their communities by effectively providing needed home and community-based services and supports that will increase their independence and ensure their health and well-being. *							
Number of persons receiving autism services	661	695	818	882	900	909	909
Number of persons receiving intellectual disability services.....	54,075	54,675	55,172	55,667	56,359	58,264	59,096
Home and Community Services:							
Persons receiving intellectual disability services during fiscal year: Home and Community Services (Waiver and Base services) (unduplicated)	51,459	52,210	52,860	53,457	54,241	55,386	56,302
Persons receiving Consolidated Waiver services during fiscal year: Home and Community Services (unduplicated).....	17,594	18,085	18,267	18,396	18,530	18,630	18,812
Persons receiving Person/Family Directed Supports Waiver services during fiscal year: Home and Community Services (unduplicated).....	13,039	13,647	13,721	14,658	14,594	14,594	14,594
Persons receiving Community Living Waiver services during fiscal year: Home and Community Services (unduplicated).....	N/A	N/A	N/A	1,006	2,801	3,566	4,300
Persons receiving Base services during fiscal year: Home and Community Services (unduplicated).....	23,893	23,613	23,446	23,601	23,190	23,190	23,190
Number of individuals who reside in a private home (not in a provider-controlled setting).....	38,154	38,590	39,163	39,765	40,468	41,233	41,965
Persons receiving residential services (during fiscal year):							
Private intermediate care facilities for persons with intellectual disabilities (ICFs/ID).....	2,219	2,155	2,071	2,028	1,956	1,950	1,920
State centers.....	996	951	915	869	779	716	635
Number of people moving from private ICFs/ID and state centers into the community	53	86	33	127	29	50	120
Average cost of individuals served in the community:							
Consolidated Waiver services.....	\$112,628	\$123,086	\$124,671	\$142,175	\$159,883	\$161,861	\$176,960
Person/Family Directed Supports Waiver services	\$18,849	\$18,789	\$20,130	\$23,007	\$20,210	\$19,888	\$21,290
Community Living Waiver services	N/A	N/A	N/A	\$31,809	\$27,646	\$38,392	\$46,567
Autism services.....	\$41,098	\$46,816	\$48,676	\$51,949	\$58,120	\$53,244	\$56,483
Employment of Persons Receiving Intellectual Disability Services:							
Number of persons receiving Intellectual Disability services with an employment goal and receiving employment services	N/A	N/A	N/A	4,546	4,623	4,730	4,825
Number of persons receiving Intellectual Disability services with competitive, integrated employment	N/A	N/A	N/A	6,474	8,333	9,140	9,711

* Intellectual Disabilities/Autism Program measures for the actual years have been revised based on a data correction.

Program: Human Services

Goal: To enhance the social and economic well-being of families and individuals through the provision of an array of service and support programs.

The department operates a variety of programs designed to provide supportive services to people while they overcome an adverse behavior or circumstance that has affected their lives.

Children, Youth and Families

The Department of Human Services and county governments are jointly responsible for providing quality, effective services to children who are in need of care and protection. These services are state-supervised and county-administered. Each county is responsible for developing and implementing a program of services designed to treat and prevent child abuse, neglect, and exploitation and to provide services that reduce dependency and delinquency. The county children and youth agencies provide services to families and children to enable children to safely remain in their own homes and communities and develop natural supports and resources to gain self-sufficiency. Policies and procedures have been instituted to protect children from harm and to minimize time in out-of-home placement.

Counties provide services such as in-home services, temporary placement for children who cannot live with their own families, assistance to provide a permanent legal family for children who cannot be returned to their own families, [adoption assistance](#), day treatment services, child protective services, emergency shelter, counseling, and juvenile delinquency services.

Youth Development Service

Pennsylvania's [juvenile justice system](#) is designed to minimize institutionalization while recognizing that confinement in a treatment environment is necessary for certain juveniles who pose a threat to themselves or others. If institutionalization is required, the court may adjudicate youth to either the [Youth Development Center and Youth Forestry Camp \(YDC/YFC\) system](#) or a private facility. Both systems provide residential programming in secure and non-secure settings for Pennsylvania's juveniles who have been adjudicated delinquent and have demonstrated serious at-risk behaviors. The purpose of the system is to help juveniles develop skills and attitudes that will enable them to become responsible, productive members of society. Included in the YDC/YFC system are specialized treatment services for violent offenders, youth who have sexually harmed, those with drug and alcohol addiction, those with a mental health diagnosis, and those with developmental disabilities.

Education is a major component of the YDC/YFC system. Each program includes both academic and vocational curricula. Educational diagnostic testing precedes all academic placements and is used in the development of Individual Education Plans for each youth.

The Pennsylvania Academic and Career/Technical Training Alliance provides on-site technical assistance to its affiliated members and works to ensure that delinquent youth receive appropriate academic and career and technical training opportunities at all levels of care throughout the duration of their active involvement within Pennsylvania's juvenile justice system.

Administrative Complex	Population July 2018	Population July 2019	Projected Population July 2020	Projected Capacity July 2020	Projected Percentage of Capacity July 2020
YFC-Hickory Run...	39	45	41	49	83.7%
YFC-Trough Creek..	34	39	42	50	84.0%
Loysville.....	93	58	60	74	81.1%
South Mountain Secure Treatment Unit.....	29	36	34	36	94.4%
North Central Secure Treatment Unit.....	98	93	100	112	89.3%
Total	293	271	277	321	86.3%

Family Planning and Breast Cancer Screening

[Family planning](#) clinics provide educational, medical, and social services to men and women to address contraceptive or infertility issues. Services are provided through a contract with four regional councils who issue grants to approximately 250 providers across the state.

[Breast cancer screening](#) for low-income women is directed toward those at high-risk of developing breast cancer. The target group is new family planning clients, women 35 years and older, and women with a family history of breast cancer.

Legal Services

The department provides low-income individuals [assistance](#) with family, consumer, housing, employment, and other civil legal problems through a contract with a statewide legal aid non-profit. The emphasis of the service delivery is to provide emergency legal services in situations that threaten the basic needs of individuals. These services do not include political activities or services in criminal matters.

Domestic Violence and Rape Crisis

[Domestic violence services](#) are provided through a contract with a statewide coalition, which in turn subcontracts for services at the local level. The services to victims of domestic violence include crisis intervention, counseling, victim advocacy, information and referral, and temporary shelter for victims and their dependent children. Prevention and education programs are provided by local groups to lessen the risk of domestic violence in the community.

Program: Human Services (continued)

[Rape crisis services](#) also are provided through a contract with a statewide coalition, which in turn subcontracts for services at the local level. Rape crisis programs provide crisis intervention services, counseling, victim advocacy, information and referral, and accompaniment through police, medical, and judicial systems. Educational programs are provided to lessen the risk of sexual assault for adults and children in the community.

Homeless Assistance

The [Homeless Assistance Program](#) (HAP) is operated through all 67 counties that offer a variety of supportive services to individuals and families experiencing or at risk for homelessness and who can demonstrate that, with HAP intervention, they will be able to meet their basic housing needs. HAP provides case management, emergency shelter, bridge housing, innovative supportive housing, and rental assistance to those in immediate danger of becoming homeless. Counties must meet the HAP objectives of providing homelessness prevention services

that assist clients in maintaining affordable housing; help people experiencing homelessness find refuge and care; and to assist people who are homeless or near homeless in attaining economic self-sufficiency.

Human Services Block Grant

The [Human Services Block Grant](#) was established for the purpose of allocating funds to select county governments to provide locally identified county-based human services to meet the needs of county residents. As part of this program, funding for the following six programs was combined at the local level into a flexible Human Services Block Grant: community mental health services, behavioral health services, intellectual disability community base services, human services development fund, HAP, and Act 152 drug and alcohol services. There are currently 38 counties participating in the block grant program. Funding continues to be provided from the individual appropriations.

Program Recommendations:

This budget recommends the following changes: (Dollar Amounts in Thousands)

\$ 817	Youth Development Institutions and Forestry Camps —to continue current program.	\$ 1,000	Legal Services —Initiative—to increase access to legal services.
\$ 2,061	County Child Welfare —Initiative—to provide an increase in the minimum wage to \$12 an hour.	\$ -13,325	Health Program Assistance and Services —program elimination.

All other appropriations are recommended at the current year funding levels.

Appropriations within this Program:

(Dollar Amounts in Thousands)

	2018-19 Actual	2019-20 Available	2020-21 Budget	2021-22 Estimated	2022-23 Estimated	2023-24 Estimated	2024-25 Estimated
GENERAL FUND:							
Youth Development Institutions and Forestry Camps	\$ 63,008	\$ 63,699	\$ 64,516	\$ 64,516	\$ 64,516	\$ 64,516	\$ 64,516
County Child Welfare.....	1,225,354	1,259,322	1,261,383	1,301,371	1,443,616	1,443,702	1,487,029
Domestic Violence.....	17,357	19,093	19,093	19,093	19,093	19,093	19,093
Rape Crisis.....	9,928	10,921	10,921	10,921	10,921	10,921	10,921
Breast Cancer Screening	1,723	1,723	1,723	1,723	1,723	1,723	1,723
Human Services Development Fund.....	13,460	13,460	13,460	13,460	13,460	13,460	13,460
Legal Services.....	2,661	2,661	3,661	3,661	3,661	3,661	3,661
Homeless Assistance	18,496	18,496	18,496	18,496	18,496	18,496	18,496
Health Program Assistance and Services ..	4,100	13,325	0	0	0	0	0
Services for the Visually Impaired	2,584	3,102	3,102	3,102	3,102	3,102	3,102
TOTAL GENERAL FUND	\$ 1,358,671	\$ 1,405,802	\$ 1,396,355	\$ 1,436,343	\$ 1,578,588	\$ 1,578,674	\$ 1,622,001

Program: Human Services (continued)

Program Measures:	2014-15 Actual	2015-16 Actual	2016-17 Actual	2017-18 Actual	2018-19 Actual	2019-20 Estimated	2020-21 Estimated
Maintain supports and services that will improve the health, well-being, development and safety of Pennsylvania's families.							
Youth Development Centers							
Youth served	769	791	803	815	807	800	800
Percent of youth served in work experience	50.85%	52.47%	63.26%	54.00%	51.00%	50.00%	50.00%
Family Support Services by Setting							
Annual number of children receiving child welfare services at home (unduplicated).....	181,371	190,413	186,855	194,761	187,280	200,000	200,000
Out of home placements in:							
Community based placements.....	21,239	22,792	23,471	23,854	21,504	22,700	22,350
Group Homes: Community residential programs	2,987	2,765	2,470	2,421	1,944	2,100	2,000
Foster care: Community residential programs	17,804	19,590	20,621	21,060	19,163	20,250	20,000
Other: Community residential programs	448	437	380	373	397	350	350
Annual recipients of in-state institutional care programs (unduplicated).....	2,854	2,685	1,948	1,779	1,452	1,700	1,700
Children in out-of-state programs....	241	196	175	182	236	150	150
Additional Family Support Services:							
Percentage of children reunited with parents or primary caregiver within 12 months of placement	42.0%	42.7%	43.4%	35.5%	42.9%	45.0%	50.0%
Percentage of children not returning to care within 12 months of discharge to parents or primary caregivers...	70.1%	76.9%	82.0%	79.9%	76.7%	86.0%	90.0%
Finalized adoptions	1,867	1,945	2,148	2,454	2,680	2,200	2,200
Children reaching permanency outside of adoption.....	8,158	8,289	7,152	7,616	7,278	8,200	8,200
Investigations of reported child abuse	36,468	43,137	46,759	46,345	42,124	46,000	46,000
Percentage of child abuse investigations substantiated	10.12%	10.08%	9.93%	10.50%	11.80%	10.00%	10.00%
Number of Child Abuse Clearances processed	971,979	1,382,373	842,347	802,373	832,878	1,300,000	850,000
Average number of days to process a Child Abuse Clearance	7.14	3.10	2.92	5.30	6.22	5.00	5.00
Homeless Assistance *							
Persons receiving homeless services	75,914	77,419	78,348	82,700	77,663	78,000	78,000
Other Human Services							
Domestic violence victims served	44,627	44,401	44,583	44,346	42,303	45,000	45,000
Rape crisis/sexual assault persons served.....	26,830	29,654	29,188	33,481	33,348	34,000	34,000
Breast cancer screening clients	93,723	54,716	63,699	66,898	66,794	67,000	67,000
Legal service clients	18,757	17,126	14,838	15,767	15,243	15,282	16,624

*Homeless Assistance Program measures for the actual years have been revised based on a data correction.

Program: Child Development

Goal: To promote opportunities for all Pennsylvania children and families by building systems and providing supports that help ensure access to high-quality child and family services.

The Departments of Human Services and Education promote opportunities for all children and families by helping to ensure access to high-quality early care, education, and family services. The focus on effective prevention strategies and high-quality early care and education programs will help Pennsylvania mitigate the social and educational disparities of young, at-risk children that influence their ability to attain economic independence and self-sufficiency as adults. In addition, research consistently shows that the economic and educational benefits of quality early learning programs extend from participating children to their families and communities.

[Keystone STARS](#) remains one of the largest, most comprehensive quality rating improvement systems in the nation. Keystone STARS expands the reach of high-quality early child care and education in Pennsylvania for at-risk children. This program is designed to increase school readiness, increase future graduation rates of at-risk children, decrease involvement in crime and its associated costs to society, and prepare children for successful, self-sufficient lives.

Beginning in 2019-20, Early Childhood Education Professional Development Organizations (ECE PDO) are working regionally to support the child care workforce. The ECE PDOs will ensure that credit-bearing courses are available to move professionals through the educational continuum. A strong and competent early childhood education workforce will increase the quality of child care and other early learning programs.

The subsidized child care program, [Child Care Works](#), allows children of families receiving cash assistance through the Temporary Assistance for Needy Families (TANF) program, families formerly receiving TANF, and low-income families to access child care while their parents are attending training or working. Families can select subsidized child care from various settings including child care centers, group child care homes, family child care homes, or relatives. Early Learning Resource Center agencies determine eligibility for subsidized child care, offer families a choice of child care services, provide information and counseling, and support early care and education program quality improvement.

The [Early Intervention](#) program, for children from birth to age three, provides services and supports to qualified children with developmental delays or disabilities and their families to maximize the child's development. These services are provided to the child and family in the child's home, community, or early childhood education setting so that the child is well-prepared for school and life success.

The department also provides voluntary, evidence-based home visiting and community-based programs that help parents improve their parenting skills, resulting in healthier pregnancies and improved child health, learning, development, and well-being. These services are provided through a combination of state funds, the federal Title IV-B - Family Center funds and the federal Maternal, Infant, and Early Childhood Home Visiting grant program through the following five evidence-based models: Early Head Start, Family Check-Up, Healthy Families America, Nurse-Family Partnership Program and Parents as Teachers.

Child Care Funding (Dollar Amounts in Thousands)	
	<u>2020-21</u>
Low-Income Working Families	
State Funds ¹	\$ 156,482
Federal Funds	<u>463,598</u>
Total	<u>\$ 620,080</u>
TANF Recipients / Former TANF Recipients	
State Funds ²	\$ 109,993
Federal Funds	271,210
Other Funds.....	<u>1,705</u>
Total	<u>\$ 382,908</u>
Grand Total	<u>\$ 1,002,988</u>

1 Child Care Services appropriation.
2 Child Care Assistance appropriation.

Program Recommendation:

This budget recommends the following changes: (Dollar Amounts in Thousands)

\$ 1,000 **Community-Based Family Centers**
—Initiative—to replace reduced federal funding.

\$ 90 **Child Care Assistance**
—Initiative—to provide an increase in minimum wage to \$12 an hour.
18 —Initiative—to provide an increase to base rates for child care.
\$ 108 *Appropriation Increase*

Program: Child Development (continued)

Program Recommendations: (continued)

This budget recommends the following changes: (Dollar Amounts in Thousands)

		Early Intervention
\$	11,818	—to continue current program.
	2,500	—Initiative—to provide a three percent increase in county administration.
\$	14,318	<i>Appropriation Increase</i>

All other appropriations are recommended at the current year funding levels.

This budget recommends the amount of \$44,554,000 in the (F)CCDFBG - Child Care Services appropriation, \$29,460,000 in the (F) TANFBG - Child Care Assistance appropriation, and \$90,000 in the (F)SNAP - Child Care Assistance appropriation to provide an increase in minimum wage to \$12 an hour.

This budget recommends the amount of \$9,166,000 in the (F)CCDFBG - Child Care Services appropriation, \$1,564,000 in the (F) TANFBG - Child Care Assistance appropriation, \$4,534,000 in the (F)CCDFBG - Child Care Assistance appropriation, and \$18,000 in the (F)SNAP - Child Care Assistance appropriation to provide an increase to base rates for child care.

This budget recommends the amount of \$436,000 in the (F)CCDFBG - Child Care Services appropriation to provide for restructuring child care co-payments.

Appropriations within this Program:

(Dollar Amounts in Thousands)

	2018-19 Actual	2019-20 Available	2020-21 Budget	2021-22 Estimated	2022-23 Estimated	2023-24 Estimated	2024-25 Estimated
GENERAL FUND:							
Community-Based Family Centers.....	\$ 13,558	\$ 18,558	\$ 19,558	\$ 19,558	\$ 19,558	\$ 19,558	\$ 19,558
Child Care Services.....	162,482	156,482	156,482	212,732	226,253	239,775	253,297
Child Care Assistance	139,885	109,885	109,993	151,236	161,193	171,151	181,108
Nurse Family Partnership.....	13,178	13,178	13,178	13,178	13,178	13,178	13,178
Early Intervention.....	159,167	177,471	191,789	193,707	195,644	197,600	199,576
TOTAL GENERAL FUND	\$ 488,270	\$ 475,574	\$ 491,000	\$ 590,411	\$ 615,826	\$ 641,262	\$ 666,717

Program Measures:

	2014-15 Actual	2015-16 Actual	2016-17 Actual	2017-18 Actual	2018-19 Actual	2019-20 Estimated	2020-21 Estimated
--	-------------------	-------------------	-------------------	-------------------	-------------------	----------------------	----------------------

Maintain supports and services that will improve the health, well-being, development and safety of all Pennsylvania's children.

Child Development

Total children served in subsidized child care during the last month of the fiscal year	105,646	109,263	103,332	109,229	109,235	111,470	111,470
Percent of children in subsidized child care enrolled in Keystone STARS 3 and 4 facilities	25.15%	27.87%	30.88%	33.01%	36.29%	37.00%	37.00%
Number of regulated facilities	6,041	7,214	7,374	7,395	7,240	7,400	7,400
Percentage of regulated facilities at Keystone STARS Level 3 or 4	18.23%	17.91%	19.87%	22.24%	24.02%	27.00%	27.00%

Early Intervention

Children participating in Early Intervention services	37,121	38,004	39,931	42,729	45,900	48,900	51,900
---	--------	--------	--------	--------	--------	--------	--------

Evidence Based Home Visiting Programs

Number of children served (funded slots) in evidence-based home visiting programs	5,335	5,311	5,256	8,347	8,975	10,001	10,001
---	-------	-------	-------	-------	-------	--------	--------



INFRASTRUCTURE INVESTMENT AUTHORITY

The mission of the Infrastructure Investment Authority is to serve the communities and citizens of Pennsylvania by funding sewer, storm water, drinking water and various other types of projects that solve water problems not associated with traditional infrastructure systems, such as brownfields, acid mine drainage and homeowner septic problems.

The authority administers the PENNVEST program authorized by Act 16 of 1988 that provides an investment pool of capital to rebuild and expand community drinking water systems and municipal sewage treatment facilities in the commonwealth.

Programs and Goals

PENNVEST: *To promote public health and a clean environment and to further economic development in the commonwealth by providing a financing program, technical assistance and administrative support for community drinking water systems, municipal sewage treatment facilities, storm water control projects and various other non-traditional water-related projects.*

Infrastructure Investment Authority

Summary by Fund and Appropriation

(Dollar Amounts in Thousands)

	2018-19 ACTUAL	2019-20 AVAILABLE	2020-21 BUDGET
GENERAL FUND:			
<i>Grants and Subsidies:</i>			
(F)Sewage Projects Revolving Loan Fund.....	\$ 110,500	\$ 127,200	\$ 127,200
(F)Drinking Water Projects Revolving Loan Fund.....	57,000	66,982	66,982
Total - Grants and Subsidies.....	<u>\$ 167,500</u>	<u>\$ 194,182</u>	<u>\$ 194,182</u>
GENERAL FUND TOTAL.....	\$ 167,500	\$ 194,182	\$ 194,182
OTHER FUNDS:			
ENVIRONMENTAL STEWARDSHIP FUND:			
Storm Water, Water and Sewer Grants (EA).....	\$ 19,806	\$ 20,824	\$ 22,062
MARCELLUS LEGACY FUND:			
Water and Sewer Projects (EA).....	\$ 11,672	\$ 9,108	\$ 9,349
PENNVEST FUND:			
PENNVEST Operations (EA).....	\$ 5,195	\$ 5,052	\$ 5,240
Revenue Bond Loan Pool (EA).....	10	10	10
Grants - Other Revenue Sources (EA).....	2,000	5,000	10,000
Revolving Loans and Administration (EA).....	105,000 ^a	120,000 ^a	120,000 ^a
(R)Growing Greener Grants.....	0 ^b	0 ^b	0 ^b
(R)Revolving Loans - Conditional Funds.....	69	1,000	1,000
(R)Marcellus Grants (Marcellus Legacy Fund).....	0 ^c	0 ^c	0 ^c
PENNVEST FUND TOTAL.....	\$ 112,274	\$ 131,062	\$ 136,250
PENNVEST DRINKING WATER REVOLVING FUND:			
Additional Drinking Water Projects Revolving Loans (EA).....	\$ 112,500	\$ 114,000	\$ 120,000
Transfer to Water Pollution Control Revolving Fund (EA).....	20,000	20,000	20,000
(R)Revolving Loans - Conditional Funds.....	4	1,000	1,000
(F)Drinking Water Projects Revolving Loan Fund (EA).....	0 ^d	0 ^d	0 ^d
(F)Loan Program Administration (EA).....	0 ^e	0 ^e	0 ^e
(F)Technical Assistance to Small Systems (EA).....	0 ^f	0 ^f	0 ^f
(F)Assistance to State Programs (EA).....	0 ^g	0 ^g	0 ^g
(F)Local Assistance and Source Water Pollution (EA).....	0 ^h	0 ^h	0 ^h
PENNVEST DRINKING WATER REVOLVING FUND TOTAL.....	\$ 132,504	\$ 135,000	\$ 141,000
PENNVEST WATER POLLUTION CONTROL REVOLVING FUND:			
Additional Sewage Projects Revolving Loans (EA).....	\$ 270,000	\$ 270,000	\$ 270,000
Transfer to Drinking Water Revolving Fund (EA).....	20,000	20,000	20,000
(R)Revolving Loans - Conditional Funds.....	0	1,000	1,000
(R)Nutrient Credits.....	15	500	500
(F)Sewage Projects Revolving Loan Fund (EA).....	0 ⁱ	0 ⁱ	0 ⁱ
PENNVEST WATER POLLUTION CONTROL REVOLVING FUND TOTAL.....	\$ 290,015	\$ 291,500	\$ 291,500
DEPARTMENT TOTAL - ALL FUNDS			
GENERAL FUND.....	\$ 0	\$ 0	\$ 0
MOTOR LICENSE FUND.....	0	0	0
LOTTERY FUND.....	0	0	0
FEDERAL FUNDS.....	167,500	194,182	194,182
AUGMENTATIONS.....	0	0	0
RESTRICTED.....	0	0	0
OTHER FUNDS.....	566,271	587,494	600,161
TOTAL ALL FUNDS.....	\$ 733,771	\$ 781,676	\$ 794,343

Summary by Fund and Appropriation

-
- ^a Includes \$12,715,800 for Water Pollution Control Projects, and \$6,840,400 for Drinking Water Projects in 2018-19 Actual, \$12,587,800 for Water Pollution Control Projects and \$6,776,600 for Drinking Water Projects in 2019-20 Available, \$12,587,800 for Water Pollution Control Projects and \$6,776,600 for Drinking Water Projects in 2020-21 Budget.
- ^b Not added to the total to avoid double counting: 2018-19 Actual is \$16,755,000, 2019-20 Available is \$20,824,000 and 2020-21 Budget is \$22,062,000.
- ^c Not added to the total to avoid double counting: 2018-19 Actual is \$9,239,337, 2019-20 Available is \$9,109,000 and 2020-21 Budget is \$9,349,000.
- ^d Not added to the total to avoid double counting: 2018-19 Actual is \$39,200,000, 2019-20 Available is \$47,200,000 and 2020-21 Budget is \$47,200,000.
- ^e Not added to the total to avoid double counting: 2018-19 Actual is \$2,500,000, 2019-20 Available is \$2,532,000 and 2020-21 Budget is \$2,532,000.
- ^f Not added to the total to avoid double counting: 2018-19 Actual is \$1,000,000, 2019-20 Available is \$1,750,000 and 2020-21 Budget is \$1,750,000.
- ^g Not added to the total to avoid double counting: 2018-19 Actual is \$6,800,000, 2019-20 Available is \$7,000,000 and 2020-21 Budget is \$7,000,000.
- ^h Not added to the total to avoid double counting: 2018-19 Actual is \$7,500,000, 2019-20 Available is \$8,500,000 and 2020-21 Budget is \$8,500,000.
- ⁱ Not added to the total to avoid double counting: 2018-19 Actual is \$110,500,000, 2019-20 Available is \$127,200,000 and 2020-21 Budget is \$127,200,000.

Program Funding Summary

(Dollar Amounts in Thousands)

	2018-19 Actual	2019-20 Available	2020-21 Budget	2021-22 Estimated	2022-23 Estimated	2023-24 Estimated	2024-25 Estimated
PENNVEST							
GENERAL FUND.....	\$ 0	\$ 0	\$ 0	\$ 0	\$ 0	\$ 0	0
MOTOR LICENSE FUND.....	0	0	0	0	0	0	0
LOTTERY FUND.....	0	0	0	0	0	0	0
FEDERAL FUNDS.....	167,500	194,182	194,182	194,182	194,182	194,182	194,182
AUGMENTATIONS.....	0	0	0	0	0	0	0
RESTRICTED.....	0	0	0	0	0	0	0
OTHER FUNDS.....	566,271	587,494	600,161	600,942	601,808	602,631	603,528
SUBCATEGORY TOTAL.....	\$ 733,771	\$ 781,676	\$ 794,343	\$ 795,124	\$ 795,990	\$ 796,813	\$ 797,710
ALL PROGRAMS:							
GENERAL FUND.....	\$ 0	\$ 0	\$ 0	\$ 0	\$ 0	\$ 0	0
MOTOR LICENSE FUND.....	0	0	0	0	0	0	0
LOTTERY FUND.....	0	0	0	0	0	0	0
FEDERAL FUNDS.....	167,500	194,182	194,182	194,182	194,182	194,182	194,182
AUGMENTATIONS.....	0	0	0	0	0	0	0
RESTRICTED.....	0	0	0	0	0	0	0
OTHER FUNDS.....	566,271	587,494	600,161	600,942	601,808	602,631	603,528
DEPARTMENT TOTAL.....	\$ 733,771	\$ 781,676	\$ 794,343	\$ 795,124	\$ 795,990	\$ 796,813	\$ 797,710

Program: PENNVEST

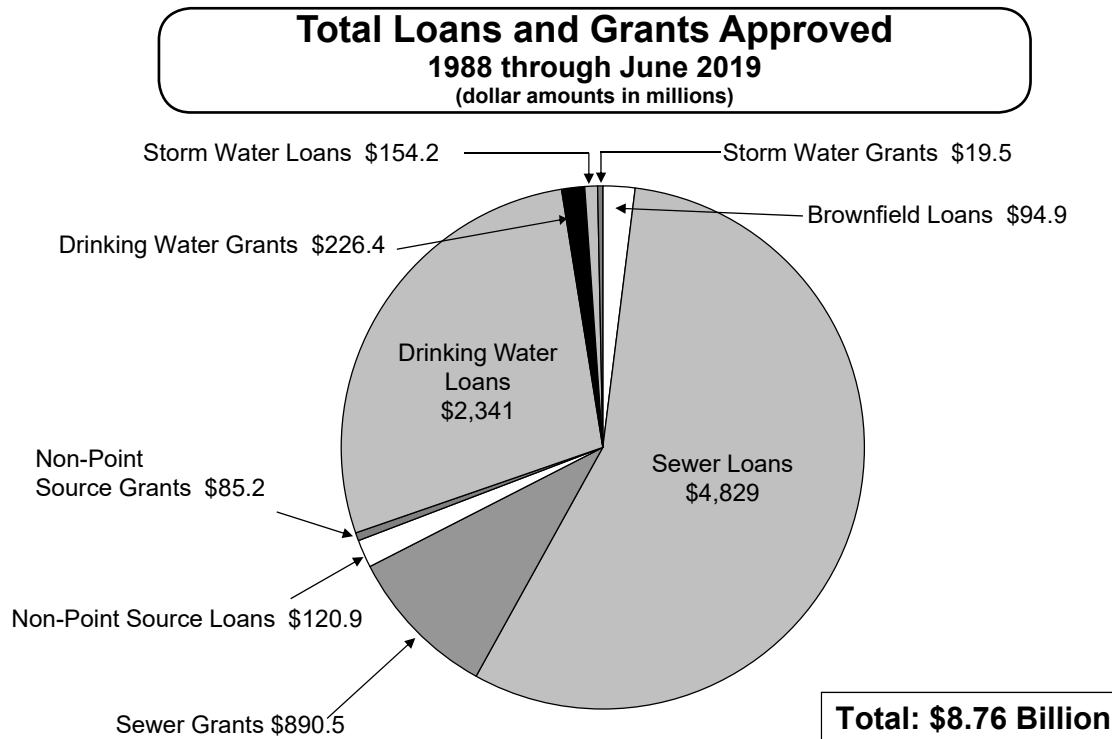
Goal: To promote public health and a clean environment and to further economic development in the commonwealth by providing a financing program, technical assistance and administrative support for community drinking water systems, municipal sewage treatment facilities, storm water control projects and various other non-traditional water-related projects.

The [Pennsylvania Infrastructure Investment Authority](#) (PENNVEST) program provides an investment pool of capital to rebuild and expand community [drinking water systems](#), municipal [sewage treatment](#) facilities, brownfield reclamation and remediation projects, storm water control, nonpoint source pollution prevention and [other water quality-related-agricultural projects](#) in the commonwealth. These systems and facilities are essential for the protection of public health, improving water quality and the promotion of economic development. Many systems and facilities need to be repaired, upgraded or expanded to meet environmental standards and economic development goals. In 2013, legislation was enacted that improves PENNVEST's ability, consistent with the state's [Nonpoint Source Management](#) Plan, to implement agricultural and other rural projects designed to control runoff of nutrients and other contaminants into streams in rural areas.

PENNVEST funds are used for [loans and grants](#) to municipalities, municipal authorities, private entities and some individuals. Loans are available to individual homeowners to upgrade their [on-lot septic systems](#), [first-time connections to public systems or to replace existing house sewer laterals](#). The funds are also used to provide assistance to farmers, nonprofit groups and others to install [Best Management Practices](#), such as

riparian buffers that reduce nutrient contamination of rivers and streams, particularly in the Chesapeake Bay watershed. PENNVEST, supported by the Department of Environmental Protection, helps system owners [apply for funding](#) and provides [technical assistance](#) on projects.

To facilitate fund management and accounting, several separate funds have been established. The PENNVEST Fund serves as the repository of interest and investment income and loan repayments. Loans, grants and administrative costs are paid from this fund. The PENNVEST Water Pollution Control Revolving Fund combines federal seed money and the commonwealth's required matching funds to create a revolving loan fund for sewage treatment facilities construction. The PENNVEST Drinking Water Revolving Fund combines federal seed money and the commonwealth's required matching funds to create a revolving loan fund for drinking water projects and technical assistance. The PENNVEST Revolving Fund receives the proceeds from the sale of bonds. The PENNVEST revenue bond pool is supported by loan interest and principal repayments from loans and disburses the proceeds from the sale of PENNVEST revenue bonds. The Water and Sewer Systems Assistance Bond Fund serves as the repository of interest and investment income and loan repayments related to Act 64; loans and grants are paid from this fund.



Infrastructure Investment Authority

Program: PENNVEST (continued)

Program Recommendation:

This budget recommends the following changes: (Dollar Amounts in Thousands)

PENNVEST FUND
PENNVEST Operations (EA)
 \$ 188 —to continue current program.

Appropriations within this Program:

(Dollar Amounts in Thousands)

	2018-19 Actual	2019-20 Available	2020-21 Budget	2021-22 Estimated	2022-23 Estimated	2023-24 Estimated	2024-25 Estimated
PENNVEST FUND:							
PENNVEST Operations (EA)	\$ 5,195	\$ 5,052	\$ 5,240	\$ 5,240	\$ 5,240	\$ 5,240	\$ 5,240

Program Measures:

	2014-15 Actual	2015-16 Actual	2016-17 Actual	2017-18 Actual	2018-19 Actual	2019-20 Estimated	2020-21 Estimated
--	-------------------	-------------------	-------------------	-------------------	-------------------	----------------------	----------------------

Increase the proportion of PENNVEST subsidies allocated to projects that would not occur in the absence of the subsidies.

Grant equivalent subsidy per household served.....	\$27	\$49	\$93	\$107	\$188	\$75	\$75
Percentage of total project funding allocated to projects that would otherwise have higher financing rates	31%	31%	41%	41%	33%	35%	35%

Increase the number of drinking water and wastewater facilities that comply with safe drinking water requirements, improve system treatment capacity and improve water quality.

Population affected by drinking water projects funded in each year	565,392	77,765	202,872	74,403	187,974	200,000	200,000
Drinking water projects approved that will maintain or bring customers' water into compliance with commonwealth drinking water standards	16	10	14	15	14	15	15

Increase the number of sustainable jobs in Pennsylvania.

Sustainable jobs created by PENNVEST-funded projects.....	191	415	842	612	190	500	500
---	-----	-----	-----	-----	-----	-----	-----



INSURANCE DEPARTMENT

The mission of the [Insurance Department](#) is to provide a healthy regulatory environment that promotes a vibrant marketplace to serve all consumers.

The department enforces the insurance laws of the commonwealth, monitors the financial solvency of insurance companies conducting business in Pennsylvania, regulates insurance rates and policy forms, licenses insurance companies and producers to conduct business in the state and liquidates insolvent insurance companies. The department answers consumer inquiries, responds to consumer complaints and produces and distributes educational information on insurance.

Programs and Goals

Insurance Industry Regulation: *To serve Pennsylvania's insurance consumers through fair and efficient regulation of the insurance industry.*

Summary by Fund and Appropriation

	(Dollar Amounts in Thousands)		
	2018-19 ACTUAL	2019-20 AVAILABLE	2020-21 BUDGET
GENERAL FUND:			
<i>Grants and Subsidies:</i>			
USTIF Loan Repayment.....	\$ 0	\$ 0	\$ 7,000
(F)Health Insurance Premium Review.....	3,750	1,000	0
(F)Insurance Market Reform.....	5,000	5,000	5,000
Subtotal - State Funds.....	\$ 0	\$ 0	\$ 7,000
Subtotal - Federal Funds.....	8,750	6,000	5,000
Total - Grants and Subsidies.....	<u>\$ 8,750</u>	<u>\$ 6,000</u>	<u>\$ 12,000</u>
STATE FUNDS.....	\$ 0	\$ 0	\$ 7,000
FEDERAL FUNDS.....	8,750	6,000	5,000
GENERAL FUND TOTAL.....	<u>\$ 8,750</u>	<u>\$ 6,000</u>	<u>\$ 12,000</u>
OTHER FUNDS:			
CATASTROPHIC LOSS BENEFITS CONTINUATION FUND:			
CAT Administration (EA).....	\$ 988	\$ 1,080	\$ 1,075
CAT Claims (EA).....	6,050	6,050	6,050
CATASTROPHIC LOSS BENEFITS CONTINUATION FUND TOTAL.....	<u>\$ 7,038</u>	<u>\$ 7,130</u>	<u>\$ 7,125</u>
INSURANCE REGULATION AND OVERSIGHT FUND:			
General Government Operations.....	\$ 28,886	\$ 29,975	\$ 30,871
MEDICAL CARE AVAILABILITY AND REDUCTION OF ERROR FUND:			
General Operations (EA).....	\$ 15,140	\$ 13,612	\$ 14,911
Payment of Claims (EA).....	211,181	191,320	195,020
MEDICAL CARE AVAILABILITY AND REDUCTION OF ERROR FUND TOTAL.....	<u>\$ 226,321</u>	<u>\$ 204,932</u>	<u>\$ 209,931</u>
UNDERGROUND STORAGE TANK INDEMNIFICATION FUND:			
Administration (EA).....	\$ 16,759	\$ 16,539	\$ 16,711
Claims (EA).....	42,000	42,000	42,000
UNDERGROUND STORAGE TANK INDEMNIFICATION FUND TOTAL.....	<u>\$ 58,759</u>	<u>\$ 58,539</u>	<u>\$ 58,711</u>
WORKERS' COMPENSATION SECURITY FUND:			
WCS Administration (EA).....	\$ 2,765	\$ 4,095	\$ 4,858
WCS Claims (EA).....	25,047	25,805	27,000
WORKERS' COMPENSATION SECURITY FUND TOTAL.....	<u>\$ 27,812</u>	<u>\$ 29,900</u>	<u>\$ 31,858</u>
DEPARTMENT TOTAL - ALL FUNDS			
GENERAL FUND.....	\$ 0	\$ 0	\$ 7,000
MOTOR LICENSE FUND.....	0	0	0
LOTTERY FUND.....	0	0	0
FEDERAL FUNDS.....	8,750	6,000	5,000
AUGMENTATIONS.....	0	0	0
RESTRICTED.....	0	0	0
OTHER FUNDS.....	348,816	330,476	338,496
TOTAL ALL FUNDS.....	<u>\$ 357,566</u>	<u>\$ 336,476</u>	<u>\$ 350,496</u>

Program Funding Summary

(Dollar Amounts in Thousands)

	2018-19 Actual	2019-20 Available	2020-21 Budget	2021-22 Estimated	2022-23 Estimated	2023-24 Estimated	2024-25 Estimated
INSURANCE INDUSTRY REGULATION							
GENERAL FUND.....	\$ 0	\$ 0	\$ 7,000	\$ 7,000	\$ 7,000	\$ 7,000	\$ 7,000
MOTOR LICENSE FUND.....	0	0	0	0	0	0	0
LOTTERY FUND.....	0	0	0	0	0	0	0
FEDERAL FUNDS.....	8,750	6,000	5,000	5,000	5,000	5,000	5,000
AUGMENTATIONS.....	0	0	0	0	0	0	0
RESTRICTED.....	0	0	0	0	0	0	0
OTHER FUNDS.....	348,816	330,476	338,496	338,496	338,496	338,496	338,496
SUBCATEGORY TOTAL.....	\$ 357,566	\$ 336,476	\$ 350,496	\$ 350,496	\$ 350,496	\$ 350,496	\$ 350,496
ALL PROGRAMS:							
GENERAL FUND.....	\$ 0	\$ 0	\$ 7,000	\$ 7,000	\$ 7,000	\$ 7,000	\$ 7,000
MOTOR LICENSE FUND.....	0	0	0	0	0	0	0
LOTTERY FUND.....	0	0	0	0	0	0	0
FEDERAL FUNDS.....	8,750	6,000	5,000	5,000	5,000	5,000	5,000
AUGMENTATIONS.....	0	0	0	0	0	0	0
RESTRICTED.....	0	0	0	0	0	0	0
OTHER FUNDS.....	348,816	330,476	338,496	338,496	338,496	338,496	338,496
DEPARTMENT TOTAL.....	\$ 357,566	\$ 336,476	\$ 350,496	\$ 350,496	\$ 350,496	\$ 350,496	\$ 350,496

Program: Insurance Industry Regulation

Goal: To serve Pennsylvania's insurance consumers through fair and efficient regulation of the insurance industry.

Regulation and Consumer Protection

The department oversees the operation of approximately 1,700 insurance companies and 270,000 insurance producers, bail bondsmen, public adjusters and physical damage appraisers. The department authorizes the admission of new insurers to the state, tests and licenses insurance producers and bail bondsmen, registers health insurance navigators and exchange assisters and reviews and approves approximately 10,500 rate and policy forms each year. The department analyzes annual and quarterly financial statements and other corporate transactions filed by regulated entities, conducts onsite financial examinations of domestic insurance companies annually and conducts adjudicatory hearings.

The financial condition of insurers licensed to transact business in Pennsylvania is monitored and regulated through the department's examination and financial analysis functions. The insurance commissioner serves as statutory liquidator/receiver for Pennsylvania domestic insurers found to be insolvent by the Commonwealth Court. The department serves consumers by investigating consumer inquiries and complaints, reviewing the conduct of insurance carriers and enforcing Pennsylvania's insurance laws. The department provides the public with insurance information, education and complaint resolution services. To increase engagement with communities, the department has a consumer liaison to lead outreach and education efforts and provide resources for consumers and stakeholders.

The department's examination of insurance companies provides an in-depth analysis of the risks facing the companies and the potential effects on consumers. The department analyzes annual market conduct statements and data; conducts investigations of possible insurance law violations by producers, bail bondsmen, public adjusters, and physical damage appraisers; and undertakes onsite market conduct examinations of insurance company records, files and operations.

Oversight

The [Insurance Department](#) shares responsibility to implement aspects of the federal Patient Protection and Affordable Care Act (ACA); administers special funds,

including the Medical Care Availability and Reduction of Error (Mcare) Fund, the Catastrophic Loss Benefits Continuation Fund (CAT Fund) and the Underground Storage Tank Indemnification Fund (USTIF); and oversees the Workers' Compensation Security Fund.

The department has a significant role ensuring Pennsylvania's health insurers comply with the private market reform provisions of the federal ACA. Pennsylvania currently participates in the federally-facilitated marketplace and works to ensure compliance with marketplace requirements. The department monitors health insurance company rates in certain markets to protect consumers against unreasonable rate increases and provides consumers information about private insurance options, particularly in the individual market. It administers grant funding provided to the state by the ACA to continue to improve and increase the transparency of the state's health insurance rate review process and effectively oversees and enforces the federal Public Health Service Act's provisions on health insurance issuers.

The [Mcare Fund](#), established pursuant to Act 13 of 2002, is responsible for payment of losses or damages, in excess of basic insurance coverage awarded in medical professional liability actions against participating health care providers.

The [CAT Fund](#) provides up to \$1 million in benefits to Pennsylvanians catastrophically injured in motor vehicle accidents between October 1, 1984 and December 31, 1989 after exceeding a threshold of \$100,000 in medical payments. Payments from the fund are projected until 2091.

[USTIF](#) provides reimbursement of remediation to eligible owners and operators of underground storage tanks. In addition to reimbursing eligible tank owners or operators for damages caused by releases from their tanks, the fund also provides similar benefits to tank installers under the Tank Installation Indemnification Program. Additionally, the fund makes annual allocations to the Department of Environmental Protection under four separate categories.

The [Workers' Compensation Security Fund](#) provides administration and payment for compensation provided by the Workers' Compensation Act to individuals who are insured by an insolvent insurer.

Program: Insurance Industry Regulation (continued)

Program Recommendation:

This budget recommends the following changes: (Dollar Amounts in Thousands)

	GENERAL FUND	INSURANCE REGULATION AND OVERSIGHT FUND
	USTIF Loan Repayment	General Government Operations
\$ 7,000	—annual loan repayment.	—to continue current program.
		\$ 896

Appropriations within this Program:

	2018-19 Actual	2019-20 Available	2020-21 Budget	2021-22 Estimated	2022-23 Estimated	2023-24 Estimated	2024-25 Estimated
GENERAL FUND:							
USTIF Loan Repayment.....	\$ 0	\$ 0	\$ 7,000	\$ 7,000	\$ 7,000	\$ 7,000	\$ 7,000
INSURANCE REGULATION AND OVERSIGHT FUND:							
General Government Operations	\$ 28,886	\$ 29,975	\$ 30,871	\$ 30,871	\$ 30,871	\$ 30,871	\$ 30,871

Program Measures:

	2014-15 Actual	2015-16 Actual	2016-17 Actual	2017-18 Actual	2018-19 Actual	2019-20 Estimated	2020-21 Estimated
Support the insurance industry's need of speed to market for new property and casualty programs and policy changes.							
Percentage of forms filings for property and casualty programs and policy changes opened, reviewed and closed within 20 days of submission	94.31%	95.08%	94.12%	97.22%	90.40%	90.00%	90.00%
Increase the department's outreach efforts to improve consumer education regarding insurance products and services, aiding in protecting consumers from financial loss.							
Number of consumer interactions	N/A	180,882	216,409	643,324	728,820	801,702	810,000
Reduce Pennsylvania's uninsured population.							
Percentage of population without health insurance	8.50%	6.40%	5.60%	5.50%	5.50%	4.25%	4.25%

– THIS PAGE INTENTIONALLY LEFT BLANK –



HEALTH INSURANCE EXCHANGE AUTHORITY

The mission of the [Pennsylvania Health Insurance Exchange Authority \(PHIEA\)](#) is to improve the accessibility and affordability of individual market health coverage for Pennsylvanians.

Programs and Goals

Health Insurance Exchange: *To serve Pennsylvania's individual health insurance market customers without disruption, operate a state-based exchange and support the needs of consumers purchasing health insurance in the individual market while ensuring the stability and affordability of the health and dental offerings available through PHIEA.*

Health Insurance Exchange Authority

Summary by Fund and Appropriation

(Dollar Amounts in Thousands)

	2018-19 ACTUAL	2019-20 AVAILABLE	2020-21 BUDGET
OTHER FUNDS:			
PA HEALTH INSURANCE EXCHANGE FUND:			
General Government Operations (EA).....	\$ 0	\$ 3,000	\$ 26,037
(F)Opioid Response - Health Care Insurance Navigators (EA).....	0	400	0
PA HEALTH INSURANCE EXCHANGE FUND TOTAL.....	<u>\$ 0</u>	<u>\$ 3,400</u>	<u>\$ 26,037</u>

Program Funding Summary

(Dollar Amounts in Thousands)

	2018-19 Actual	2019-20 Available	2020-21 Budget	2021-22 Estimated	2022-23 Estimated	2023-24 Estimated	2024-25 Estimated
HEALTH INSURANCE EXCHANGE							
GENERAL FUND.....	\$ 0	\$ 0	\$ 0	\$ 0	\$ 0	\$ 0	\$ 0
MOTOR LICENSE FUND.....	0	0	0	0	0	0	0
LOTTERY FUND.....	0	0	0	0	0	0	0
FEDERAL FUNDS.....	0	0	0	0	0	0	0
AUGMENTATIONS.....	0	0	0	0	0	0	0
RESTRICTED.....	0	0	0	0	0	0	0
OTHER FUNDS.....	0	3,400	26,037	26,037	26,037	26,037	26,037
SUBCATEGORY TOTAL.....	\$ 0	\$ 3,400	\$ 26,037	\$ 26,037	\$ 26,037	\$ 26,037	\$ 26,037
ALL PROGRAMS:							
GENERAL FUND.....	\$ 0	\$ 0	\$ 0	\$ 0	\$ 0	\$ 0	\$ 0
MOTOR LICENSE FUND.....	0	0	0	0	0	0	0
LOTTERY FUND.....	0	0	0	0	0	0	0
FEDERAL FUNDS.....	0	0	0	0	0	0	0
AUGMENTATIONS.....	0	0	0	0	0	0	0
RESTRICTED.....	0	0	0	0	0	0	0
OTHER FUNDS.....	0	3,400	26,037	26,037	26,037	26,037	26,037
DEPARTMENT TOTAL.....	\$ 0	\$ 3,400	\$ 26,037	\$ 26,037	\$ 26,037	\$ 26,037	\$ 26,037

Health Insurance Exchange Authority

Program: Health Insurance Exchange

Goal: To serve Pennsylvania's individual health insurance market customers without disruption, operate a state-based exchange and support the needs of consumers purchasing health insurance in the individual market while ensuring the stability and affordability of the health and dental offerings available through PHIEA.

The Pennsylvania Health Insurance Exchange Authority (PHIEA) is a state-affiliated entity established in 2019 by Act 42 to create a state-based insurance exchange, reduce costs and better support the needs of consumers purchasing health insurance in the individual market. PHIEA's new technology platform and customer service operations will replace the federal marketplace, HealthCare.Gov, for Pennsylvanians enrolling in health and dental coverage for 2021. As such, PHIEA will play a critical role in ensuring the stability, affordability and accessibility of the individual health insurance market for the benefit of hundreds of thousands of Pennsylvanians who rely on the health insurance exchange.

PHIEA serves as an unbiased resource for Pennsylvanians enrolling in individual market health coverage and accessing financial assistance to help pay for premiums. It partners with insurance brokers, carriers, providers, navigators and consumer advocates to provide a consumer-friendly shopping experience to help residents select the best coverage to suit their needs and budgets. The PHIEA is governed by a Board of Directors made up of gubernatorial and legislative appointees as well as Cabinet members.

Program Recommendations:

This budget recommends the following changes: (Dollar Amounts in Thousands)

PA HEALTH INSURANCE EXCHANGE FUND
General Government Operations (EA)
 \$ 23,037 —to continue and annualize operations.

Appropriations within this Program:

(Dollar Amounts in Thousands)

	2018-19 Actual	2019-20 Available	2020-21 Budget	2021-22 Estimated	2022-23 Estimated	2023-24 Estimated	2024-25 Estimated
PA HEALTH INSURANCE EXCHANGE FUND:							
General Government Operations (EA)	\$ 0	\$ 3,000	\$ 26,037	\$ 26,037	\$ 26,037	\$ 26,037	\$ 26,037



DEPARTMENT OF LABOR AND INDUSTRY

The mission of the Department of Labor and Industry is to improve the quality of life and the economic security of Pennsylvania's workers and businesses, encourage labor-management cooperation and prepare the commonwealth's workforce for the jobs of the future.

The mission is accomplished through programs that protect the health, welfare and safety of workers, provide meaningful job training and placement services, stabilize the incomes of injured, disabled or unemployed workers and facilitate labor-management cooperation.

Programs and Goals

Community and Occupational Safety and Stability: *To further economic development in the commonwealth by promoting the health, welfare and safety of employees and acting to maintain continuous production and employment through mediation.*

Workers' Compensation and Unemployment Assistance: *To further economic development in the commonwealth by stabilizing the incomes of employees who become unemployed.*

Workforce Investment: *To provide meaningful job training and placement services in a coordinated role with other commonwealth agencies, the private sector and the federal government in order to secure unsubsidized employment for unemployed Pennsylvanians.*

Vocational Rehabilitation: *To enable eligible persons with disabilities to obtain competitive employment.*

Summary by Fund and Appropriation

(Dollar Amounts in Thousands)

	2018-19 ACTUAL	2019-20 AVAILABLE	2020-21 BUDGET
GENERAL FUND:			
<i>General Government:</i>			
General Government Operations.....	\$ 13,799	\$ 13,799	\$ 14,387
(F)Disability Determination.....	139,579	146,699	147,539
(F)Community Service and Corps.....	12,857	13,097	13,235
(F)Workforce Innovation and Opportunity Act - Administration.....	13,000	13,000	11,000
(F)New Hires.....	1,534	1,534	1,757
(A)Interpreter Registry.....	58	3	56
(A)PA One Call Fees.....	82	10	0
(A)Conference Fees.....	13	0	0
Subtotal.....	<u>\$ 180,922</u>	<u>\$ 188,142</u>	<u>\$ 187,974</u>
Occupational and Industrial Safety.....	5,054	2,947	3,136
(F)Lead Certification and Accreditation.....	227	507 ^a	494
(A)Inspection Fees.....	7,000	10,000	10,000
(R)Asbestos and Lead Certification (EA).....	2,025	2,025	2,025
Subtotal.....	<u>\$ 14,306</u>	<u>\$ 15,479</u>	<u>\$ 15,655</u>
(R)Vending Machine Proceeds.....	70	100	100
Subtotal - State Funds.....	\$ 18,853	\$ 16,746	\$ 17,523
Subtotal - Federal Funds.....	167,197	174,837	174,025
Subtotal - Augmentations.....	7,153	10,013	10,056
Subtotal - Restricted Revenues.....	2,095	2,125	2,125
Total - General Government.....	<u>\$ 195,298</u>	<u>\$ 203,721</u>	<u>\$ 203,729</u>
<i>Grants and Subsidies:</i>			
Occupational Disease Payments.....	\$ 362	\$ 299	\$ 213
Transfer to Vocational Rehabilitation Fund.....	45,626	47,942	47,942
Supported Employment.....	397	397	397
Centers for Independent Living.....	1,912	1,950	1,950
Workers' Compensation Payments.....	433	413	384
New Choices / New Options.....	500	750	750
Assistive Technology Financing.....	450	475	475
Assistive Technology Demonstration and Training.....	400	450	450
(F)WIOA - Dislocated Workers.....	109,000	109,000	109,000
(F)WIOA - Youth Employment and Training.....	52,000	52,000	52,000
(F)WIOA - Adult Employment and Training.....	50,000	50,000	50,000
(F)WIOA - Statewide Activities.....	20,000	25,000 ^b	25,000
(F)Reed Act - Employment Services.....	72,000	72,000	72,000
(F)Reed Act - Unemployment Insurance.....	5,000	5,000	5,000
(F)TANFBG - Youth Employment and Training.....	25,000	25,000	25,000
(F)Comprehensive Workforce Development (EA).....	2,044	2,045	2,047
Subtotal.....	<u>\$ 335,044</u>	<u>\$ 340,045</u>	<u>\$ 340,047</u>
Industry Partnerships.....	4,813	4,813	2,813
Apprenticeship Training.....	7,000	7,000	7,000
Subtotal - State Funds.....	\$ 61,893	\$ 64,489	\$ 62,374
Subtotal - Federal Funds.....	335,044	340,045	340,047
Total - Grants and Subsidies.....	<u>\$ 396,937</u>	<u>\$ 404,534</u>	<u>\$ 402,421</u>
STATE FUNDS.....	\$ 80,746	\$ 81,235	\$ 79,897
FEDERAL FUNDS.....	502,241	514,882	514,072
AUGMENTATIONS.....	7,153	10,013	10,056
RESTRICTED REVENUES.....	2,095	2,125	2,125
GENERAL FUND TOTAL.....	<u>\$ 592,235</u>	<u>\$ 608,255</u>	<u>\$ 606,150</u>

Summary by Fund and Appropriation

	(Dollar Amounts in Thousands)		
	2018-19 ACTUAL	2019-20 AVAILABLE	2020-21 BUDGET
OTHER FUNDS:			
ADMINISTRATION FUND:			
Administration of Unemployment Compensation (EA).....	\$ 1,000	\$ 1,000	\$ 1,000
(F)Administration of Unemployment Compensation (EA).....	134,000	124,000	124,000
Workforce Development (EA).....	2,000	2,000	2,000
(F)Workforce Development (EA).....	93,219	93,219	93,219
ADMINISTRATION FUND TOTAL.....	\$ 230,219	\$ 220,219	\$ 220,219
SPECIAL ADMINISTRATION FUND:			
Administration of Unemployment (EA).....	\$ 10,000	\$ 11,000	\$ 11,000
EMPLOYMENT FUND FOR THE BLIND:			
General Operations.....	\$ 786	\$ 920	\$ 1,082
HAZARDOUS MATERIAL RESPONSE FUND:			
(R)Hazardous Material Response Administration.....	\$ 80	\$ 60	\$ 80
REHABILITATION CENTER FUND:			
General Operations.....	\$ 21,738	\$ 22,740	\$ 23,480
STATE WORKERS' INSURANCE FUND:			
State Workers' Insurance Fund.....	\$ 211,987	\$ 222,742	\$ 246,720
UNEMPLOYMENT COMPENSATION CONTRIBUTION FUND:			
(R)Reemployment Services (EA).....	\$ 2,742	\$ 10,000	\$ 10,000
(R)Service and Infrastructure Improvement (EA).....	22,767	30,605	32,791
UNEMPLOYMENT COMPENSATION CONTRIBUTION FUND TOTAL.....	\$ 25,509	\$ 40,605	\$ 42,791
VOCATIONAL REHABILITATION FUND:			
General Operations (EA).....	\$ 0 ^c	\$ 0 ^c	\$ 0 ^c
(F)Vocational Rehabilitation Services (EA).....	159,291	167,189	141,888
VOCATIONAL REHABILITATION FUND TOTAL.....	\$ 159,291	\$ 167,189	\$ 141,888
WORKMEN'S COMPENSATION ADMINISTRATION FUND:			
Administration of Workers' Compensation.....	\$ 71,215	\$ 70,364	\$ 75,802
(A)Conference Fees.....	317	300	300
WORKMEN'S COMPENSATION ADMINISTRATION FUND TOTAL.....	\$ 71,532	\$ 70,664	\$ 76,102
DEPARTMENT TOTAL - ALL FUNDS			
GENERAL FUND.....	\$ 80,746	\$ 81,235	\$ 79,897
MOTOR LICENSE FUND.....	0	0	0
LOTTERY FUND.....	0	0	0
FEDERAL FUNDS.....	502,241	514,882	514,072
AUGMENTATIONS.....	7,153	10,013	10,056
RESTRICTED.....	2,095	2,125	2,125
OTHER FUNDS.....	731,142	756,139	763,362
TOTAL ALL FUNDS.....	\$ 1,323,377	\$ 1,364,394	\$ 1,369,512

^a Includes recommended supplemental appropriation of \$247,000.

^b Includes recommended supplemental appropriation of \$7,000,000.

^c Transfer to Vocational Rehabilitation Fund is not added to avoid double counting. General Operations (EA) for 2018-19 Actual is \$45,626,000, 2019-20 Available is \$47,942,000 and 2020-21 Budget is \$47,942,000.

Program Funding Summary

(Dollar Amounts in Thousands)

	2018-19 Actual	2019-20 Available	2020-21 Budget	2021-22 Estimated	2022-23 Estimated	2023-24 Estimated	2024-25 Estimated
COMMUNITY AND OCCUPATIONAL SAFETY AND STABILITY							
GENERAL FUND.....	\$ 18,853	\$ 16,746	\$ 17,523	\$ 17,523	\$ 17,523	\$ 17,523	\$ 17,523
MOTOR LICENSE FUND.....	0	0	0	0	0	0	0
LOTTERY FUND.....	0	0	0	0	0	0	0
FEDERAL FUNDS.....	227	507	494	494	494	494	494
AUGMENTATIONS.....	7,153	10,013	10,056	10,056	10,056	10,056	10,056
RESTRICTED.....	2,025	2,025	2,025	2,025	2,025	2,025	2,025
OTHER FUNDS.....	80	60	80	80	80	80	80
SUBCATEGORY TOTAL.....	\$ 28,338	\$ 29,351	\$ 30,178	\$ 30,178	\$ 30,178	\$ 30,178	\$ 30,178
WORKERS' COMPENSATION AND UNEMPLOYMENT ASSISTANCE							
GENERAL FUND.....	\$ 795	\$ 712	\$ 597	\$ 597	\$ 597	\$ 597	\$ 597
MOTOR LICENSE FUND.....	0	0	0	0	0	0	0
LOTTERY FUND.....	0	0	0	0	0	0	0
FEDERAL FUNDS.....	141,113	148,233	149,296	149,296	149,296	149,296	149,296
AUGMENTATIONS.....	0	0	0	0	0	0	0
RESTRICTED.....	0	0	0	0	0	0	0
OTHER FUNDS.....	523,738	524,625	554,041	554,041	554,041	554,041	554,041
SUBCATEGORY TOTAL.....	\$ 665,646	\$ 673,570	\$ 703,934	\$ 703,934	\$ 703,934	\$ 703,934	\$ 703,934
WORKFORCE INVESTMENT							
GENERAL FUND.....	\$ 12,313	\$ 12,563	\$ 10,563	\$ 10,563	\$ 10,563	\$ 10,563	\$ 10,563
MOTOR LICENSE FUND.....	0	0	0	0	0	0	0
LOTTERY FUND.....	0	0	0	0	0	0	0
FEDERAL FUNDS.....	360,901	366,142	364,282	364,282	364,282	364,282	364,282
AUGMENTATIONS.....	0	0	0	0	0	0	0
RESTRICTED.....	0	0	0	0	0	0	0
OTHER FUNDS.....	22,767	30,605	32,791	20,553	0	0	0
SUBCATEGORY TOTAL.....	\$ 395,981	\$ 409,310	\$ 407,636	\$ 395,398	\$ 374,845	\$ 374,845	\$ 374,845
VOCATIONAL REHABILITATION							
GENERAL FUND.....	\$ 48,785	\$ 51,214	\$ 51,214	\$ 51,214	\$ 51,214	\$ 51,214	\$ 51,214
MOTOR LICENSE FUND.....	0	0	0	0	0	0	0
LOTTERY FUND.....	0	0	0	0	0	0	0
FEDERAL FUNDS.....	0	0	0	0	0	0	0
AUGMENTATIONS.....	0	0	0	0	0	0	0
RESTRICTED.....	70	100	100	100	100	100	100
OTHER FUNDS.....	184,557	200,849	176,450	175,470	175,470	175,470	175,470
SUBCATEGORY TOTAL.....	\$ 233,412	\$ 252,163	\$ 227,764	\$ 226,784	\$ 226,784	\$ 226,784	\$ 226,784
ALL PROGRAMS:							
GENERAL FUND.....	\$ 80,746	\$ 81,235	\$ 79,897	\$ 79,897	\$ 79,897	\$ 79,897	\$ 79,897
MOTOR LICENSE FUND.....	0	0	0	0	0	0	0
LOTTERY FUND.....	0	0	0	0	0	0	0
FEDERAL FUNDS.....	502,241	514,882	514,072	514,072	514,072	514,072	514,072
AUGMENTATIONS.....	7,153	10,013	10,056	10,056	10,056	10,056	10,056
RESTRICTED.....	2,095	2,125	2,125	2,125	2,125	2,125	2,125
OTHER FUNDS.....	731,142	756,139	763,362	750,144	729,591	729,591	729,591
DEPARTMENT TOTAL.....	\$ 1,323,377	\$ 1,364,394	\$ 1,369,512	\$ 1,356,294	\$ 1,335,741	\$ 1,335,741	\$ 1,335,741

Program: Community and Occupational Safety and Stability

Goal: To further economic development in the commonwealth by promoting the health, welfare and safety of employees and acting to maintain continuous production and employment through mediation.

The department administers and enforces a wide range of laws designed to enhance income security, safeguard the health of workers and the general public, protect workers' rights and promote stable labor relations and labor-management cooperation.

Income Security and Workers' Rights

The [Bureau of Labor Law Compliance](#) administers and enforces Pennsylvania's laws that ensure workers are paid [minimum wage](#) and [overtime](#), all [owed wages](#) on a prescheduled day, and the [prevailing wage](#) on publicly paid construction projects. It also enforces the laws protecting certain workers' rights, specifically children workers, seasonal farm laborers, health care workers, and workers misclassified as independent contractors.

Labor Relations

The [Bureau of Mediation](#) promotes stable labor relations by mediating public and private disputes pursuant to the Public Employee Relations Act and the National Labor Relations Act. Additionally, the bureau provides grievance mediation services, assists public- and private- sector employers and unions in forming and operating labor-management committees and offers labor- management communications training.

The [Pennsylvania Labor Relations Board](#) enforces and implements Pennsylvania laws which relate to collective bargaining in both the public and private sectors, including the Pennsylvania Labor Relations Act, the Public Employee Relations Act, and Act 111 of 1968 (police and firefighter collective bargaining). The board also selects collective bargaining representatives, prevents unfair practices in the public sector and helps to resolve collective bargaining disputes by creating arbitration panels and appointing fact finders.

Public Health and Safety

The [Bureau of Occupational and Industrial Safety](#) enforces and administers a variety of public safety statutes and regulations which address building construction and accessibility, elevators, boilers, liquefied petroleum gas, flammable and combustible liquids, employee safety with regard to hazardous chemicals, accreditation and certification in lead-based paint and asbestos occupations, and the testing and certification for people charged with enforcing the [Uniform Construction Code](#). Additionally, the bureau administers the [Hazardous Material Emergency Planning & Response Act](#) by collecting tier II hazardous chemical inventory report data, material safety data sheets and site plans from every Pennsylvania employer.

Inspections and Certifications	2016-17	2017-18	2018-19	2019-20*	2020-21*
Building inspections performed	30,031	29,730	28,492	28,000	28,000
Elevator inspections performed	14,377	13,253	16,123	17,607	19,339
Boiler inspections performed	28,523	30,808	24,829	26,000	28,000
Other inspections performed	6,517	4,963	4,500	5,184	5,134
Building approvals issued	3,752	3,392	2,952	2,900	2,900
New buildings certified and renovations of existing buildings certified	1,833	1,449	1,256	1,200	1,200
Municipalities choosing to provide their own enforcement under the Uniform Construction Code Act	2,422	2,418	2,423	2,423	2,423
Certifications, accreditations & licensing (Asbestos/Lead/ Uniform Construction Code)	10,014	11,333	10,987	11,017	11,000

* Estimated

Program: Community and Occupational Safety and Stability (continued)

Program Recommendations:

This budget recommends the following changes: (Dollar Amounts in Thousands)

\$	588	General Government Operations —to continue current program.
\$	189	Occupational and Industrial Safety —to continue current program.

Appropriations within this Program:

(Dollar Amounts in Thousands)

	2018-19 Actual	2019-20 Available	2020-21 Budget	2021-22 Estimated	2022-23 Estimated	2023-24 Estimated	2024-25 Estimated
GENERAL FUND:							
General Government Operations	\$ 13,799	\$ 13,799	\$ 14,387	\$ 14,387	\$ 14,387	\$ 14,387	\$ 14,387
Occupational and Industrial Safety	5,054	2,947	3,136	3,136	3,136	3,136	3,136
TOTAL GENERAL FUND	\$ 18,853	\$ 16,746	\$ 17,523	\$ 17,523	\$ 17,523	\$ 17,523	\$ 17,523

Program Measures:

	2014-15 Actual	2015-16 Actual	2016-17 Actual	2017-18 Actual	2018-19 Actual	2019-20 Estimated	2020-21 Estimated
--	-------------------	-------------------	-------------------	-------------------	-------------------	----------------------	----------------------

Increase compliance with labor laws.

Wages collected by Bureau of Labor Law Compliance under Minimum Wage Act, Wage Payment and Collection Law, and Prevailing Wage Act	\$4,171,944	\$7,265,442	\$2,720,172	\$4,185,350	\$4,993,225	\$5,100,000	\$5,100,000
--	-------------	-------------	-------------	-------------	-------------	-------------	-------------

Improve the department's ability to enforce occupational and industrial safety standards.

Bureau of Occupational and Industrial Safety fee collections (elevators, boiler, gas, flammable and combustible liquid, and building fees).....	\$8,056,514	\$7,265,442	\$8,921,463	\$12,841,532	\$16,869,632	\$15,000,000	\$15,000,000
---	-------------	-------------	-------------	--------------	--------------	--------------	--------------

Program: Workers' Compensation and Unemployment Assistance

Goal: To further economic development in the commonwealth by stabilizing the incomes of employees who become unemployed.

This program provides income and medical services security to qualifying individuals, including workers' compensation, unemployment compensation, occupational disease payments, and Social Security disability payments.

[Workers' compensation](#) insurance provides wage loss benefits and payments for medical services to employees for injuries or diseases sustained while on the job. Occupational disease payments are made under the [Workers' Compensation Act](#) and the [Occupational Disease Act](#), primarily to workers with silicosis and related diseases, commonly referred to as "black lung."

Act 60 of 2017 provides additional state funds from the Service and Infrastructure Improvement Fund for the administration of unemployment compensation. Revenues in the account are derived from a portion of employee unemployment compensation taxes. The funding is intended to support the operations of the unemployment compensation system and maintain adequate service levels during the implementation and initial deployment of technological upgrades.

Program Recommendations:

This budget recommends the following changes: (Dollar Amounts in Thousands)

<p>GENERAL FUND: Occupational Disease Payments —to continue current program based on payment requirements.</p> <p>\$ -86</p> <p>Workers' Compensation Payments —to continue current program based on payment requirements.</p> <p>\$ -29</p>	<p>WORKMEN'S COMPENSATION ADMINISTRATION FUND: Administration of Workers' Compensation —to continue current program.</p> <p>\$ 5,438</p>
---	--

Appropriations within this Program:

(Dollar Amounts in Thousands)

	2018-19 Actual	2019-20 Available	2020-21 Budget	2021-22 Estimated	2022-23 Estimated	2023-24 Estimated	2024-25 Estimated
GENERAL FUND:							
Occupational Disease Payments.....	\$ 362	\$ 299	\$ 213	\$ 213	\$ 213	\$ 213	\$ 213
Workers' Compensation Payments	433	413	384	384	384	384	384
TOTAL GENERAL FUND	\$ 795	\$ 712	\$ 597	\$ 597	\$ 597	\$ 597	\$ 597
WORKMEN'S COMPENSATION ADMINISTRATION FUND:							
Administration of Workers' Compensation	\$ 71,215	\$ 70,364	\$ 75,802	\$ 75,802	\$ 75,802	\$ 75,802	\$ 75,802

Program: Workers Compensation and Unemployment Assistance (continued)

Program Measures:	2014-15 Actual	2015-16 Actual	2016-17 Actual	2017-18 Actual	2018-19 Actual	2019-20 Estimated	2020-21 Estimated
Reduce the cost of paying unemployment compensation claims and collecting UC taxes while improving services for claimants and employers.							
Percentage of first payments on claims within 2 weeks following the first week that could be paid ...	93%	93%	87%	88%	88%	88%	88%
Percentage of eligibility determinations within 3 weeks of discovering that there was an issue to be investigated	80%	74%	70%	66%	69%	69%	69%
Reduce the number of Pennsylvania's workplace injury fatalities through increased safety and health training and outreach initiatives.							
Number of workplace injuries.....	75	65	77	82	66	60	58
Number of free workplace safety and health training and outreach events	337	205	415	431	462	458	470
Number of attendees at workplace safety and health training and outreach events	6,612	7,647	33,605	35,951	36,030	37,223	39,500

Program: Workforce Investment

Goal: To provide meaningful job training and placement services in a coordinated role with other commonwealth agencies, the private sector and the federal government in order to secure unsubsidized employment for unemployed Pennsylvanians.

The [Department of Labor and Industry](#) oversees [workforce development programs](#) serving job seekers, incumbent workers, and employers as part of a workforce development system delivering a range of employment, training and labor market information services statewide. The department coordinates with other state agencies and local partners to deliver workforce development services. Programs help individuals, including unemployed individuals and people receiving Temporary Assistance for Needy Families, develop skills, find suitable employment in family sustaining jobs and advance along career pathways. The workforce development system also helps employers find and develop the talent they need to grow and thrive.

Workforce Innovation and Opportunity Act

Most workforce development system activities are driven by the federal [Workforce Innovation and Opportunity Act](#) of 2014 (WIOA). WIOA was enacted to help job seekers and workers access employment, education, training and support services to succeed in the labor market and match employers with skilled workers they need to compete in the global economy. There are six core programs under WIOA: Adult, Youth, Dislocated Worker, Adult Education and Family Literacy, Wagner-Peyser and Vocational Rehabilitation, five of which are administered by the department.

Labor Market Information

The [Center for Workforce Information & Analysis](#) disseminates labor market information through diverse products covering employment data, hiring trends and other economic indicators.

PA CareerLink®

[PA CareerLink®](#) is a one-stop workforce development system that has improved service for businesses, job seekers and other customers by integrating systems and coordinating services.

Industry Partnerships

[Industry Partnerships](#) are cohorts of businesses, from the same industry and in a shared labor market region, that work with economic development, education, workforce development, organized labor, and community organizations to address the overall competitiveness needs of the targeted industry. The connections created among partners catalyze the sharing of best practices, improving communications, the sharing of resources and the collective strengthening of regional economies.

Apprenticeship and Training Office

The [Apprenticeship and Training Office](#) (ATO) provides outreach and technical support in accordance with the Pennsylvania Apprenticeship and Training Act and regulations. ATO evaluates employment, education, and economic needs in a specific geographic area to create operational plans. ATO certifies current apprenticeship and training programs, collects data, and maintains records of agreements with the goals of growing the number of Pennsylvania registered apprenticeship opportunities, educating employers and job seekers about the benefits of registered apprenticeships, and expanding apprenticeships into non-traditional areas.

Program Recommendations:

This budget recommends the following changes: (Dollar Amounts in Thousands)

Industry Partnerships
\$ -2,000 —program reduction.

All other appropriations are recommended at the current year funding levels.

Appropriations within this Program:

(Dollar Amounts in Thousands)

	2018-19 Actual	2019-20 Available	2020-21 Budget	2021-22 Estimated	2022-23 Estimated	2023-24 Estimated	2024-25 Estimated
GENERAL FUND:							
New Choices / New Options.....	\$ 500	\$ 750	\$ 750	\$ 750	\$ 750	\$ 750	\$ 750
Industry Partnerships.....	4,813	4,813	2,813	2,813	2,813	2,813	2,813
Apprenticeship Training.....	7,000	7,000	7,000	7,000	7,000	7,000	7,000
TOTAL GENERAL FUND	\$ 12,313	\$ 12,563	\$ 10,563	\$ 10,563	\$ 10,563	\$ 10,563	\$ 10,563

Program: Workforce Investment (continued)

Program Measures:	2014-15 Actual	2015-16 Actual	2016-17 Actual	2017-18 Actual	2018-19 Actual	2019-20 Estimated	2020-21 Estimated
Increase the number of Pennsylvanians able to obtain, retain and advance in 21st-century careers, as well as improve the global competitiveness of Pennsylvania's employers.							
Employment rate for adult beneficiaries of Workforce Innovation and Opportunity Act	74.0%	74.0%	75.0%	77.0%	79.0%	73.0%	73.0%
Employment rate for youth beneficiaries of Workforce Innovation and Opportunity Act	63.0%	68.0%	69.0%	65.0%	69.0%	65.0%	65.0%
Number of registered apprentices.....	10,821	12,487	14,110	15,209	16,745	18,000	18,000

Program: Vocational Rehabilitation

Goal: To enable eligible persons with disabilities to obtain competitive employment.

The [Office of Vocational Rehabilitation \(OVR\)](#) assists Pennsylvanians with disabilities to secure and maintain employment and independence. OVR's Vocational Rehabilitation program is both state and federally funded, with every state dollar invested leveraging up to four dollars in federal funds.

Primary emphasis is placed on serving individuals with the most significant disabilities. These individuals generally require extensive, comprehensive, and unique services over an extended period of time. OVR utilizes a significant portion of funding for [training and supported employment services](#). The Workforce Innovation and Opportunity Act requires OVR to reserve 15 percent of its federal vocational rehabilitation award for Pre-Employment Transition Services (PETS) to serve students with disabilities who are eligible or potentially eligible for services to transition from secondary to postsecondary education programs and employment.

OVR's strategic objectives focus on:

- employment opportunities for individuals with disabilities through the development of innovative and collaborative programs created in partnership with industries;
- youth with disabilities successfully completing secondary education and entering the labor market;
- students with disabilities served by collaborating with local education entities, career and technology centers, families, and other stakeholders;
- work-based learning experiences for students with disabilities while they are enrolled in secondary education; and
- comprehensive workforce system enhancements through increased collaboration, physical and programmatic accessibility, and data sharing between workforce partner agencies, the Department of Labor and Industry, Department of Health, Department of Human Services and the Department of Education.

Program Recommendations:

This budget recommends the following changes: (Dollar Amounts in Thousands)

All appropriations are recommended at the current year funding levels.

Appropriations within this Program:

(Dollar Amounts in Thousands)

	2018-19 Actual	2019-20 Available	2020-21 Budget	2021-22 Estimated	2022-23 Estimated	2023-24 Estimated	2024-25 Estimated
GENERAL FUND:							
Transfer to Vocational Rehabilitation Fund	\$ 45,626	\$ 47,942	\$ 47,942	\$ 47,942	\$ 47,942	\$ 47,942	\$ 47,942
Supported Employment	397	397	397	397	397	397	397
Centers for Independent Living	1,912	1,950	1,950	1,950	1,950	1,950	1,950
Assistive Technology Financing	450	475	475	475	475	475	475
Assistive Technology Demonstration and Training	400	450	450	450	450	450	450
TOTAL GENERAL FUND	\$ 48,785	\$ 51,214	\$ 51,214	\$ 51,214	\$ 51,214	\$ 51,214	\$ 51,214

Program: Vocational Rehabilitation (continued)

Program Measures:	2014-15 Actual	2015-16 Actual	2016-17 Actual	2017-18 Actual	2018-19 Actual	2019-20 Estimated	2020-21 Estimated
Increase the employment potential and personal independence of persons with disabilities.							
Customers receiving financial aid for training	4,518	3,830	3,629	3,460	3,334	3,300	3,350
Students receiving Pre-Employment Transition Services (PETS)	N/A	N/A	N/A	25,601	27,000	28,000	28,500
Number of eligible participants with active plans	52,500	41,579	39,771	49,495	53,074	52,000	52,500
Number of participants closed as employed	8,841	8,404	9,311	7,885	7,491	7,400	7,500
Number of persons successfully completing independent living/specialized services	1,294	1,306	1,332	1,235	1,114	1,100	1,100



LIQUOR CONTROL BOARD

The mission of the [Pennsylvania Liquor Control Board \(PLCB\)](#) is to responsibly sell wine and spirits as a retailer and wholesaler, regulate Pennsylvania's alcohol industry, promote alcohol education and social responsibility and maximize financial returns for the benefit of all Pennsylvanians.

The PLCB regulates the manufacture, importation, sale, distribution and disposition of liquor, alcohol, and malt or brewed beverages in the commonwealth.

PLCB revenues from the sale of wines and spirits and licensing fees cover the cost of merchandise sold and all Liquor Control Board operating and administrative expenses, including funding the Pennsylvania State Police Bureau of Liquor Control Enforcement, funding for the Department of Drug and Alcohol Programs, and services provided by other state agencies such as the Office of Comptroller Operations, Office of Administration and Auditor General. Remaining proceeds from operations are transferred annually to the commonwealth's General Fund.

Programs and Goals

Liquor Control: *To control the manufacture, distribution and sale of alcoholic beverages, while promoting safe and responsible consumption practices to the citizens of the commonwealth.*

Summary by Fund and Appropriation

(Dollar Amounts in Thousands)

	2018-19 ACTUAL	2019-20 AVAILABLE	2020-21 BUDGET
OTHER FUNDS:			
STATE STORES FUND:			
General Operations (EA).....	\$ 577,600	\$ 591,980	\$ 624,440
(A) Sale of Automobiles.....	2	20	20
Purchase of Liquor (EA).....	1,414,400	1,432,488	1,464,700
Comptroller Operations (EA).....	5,690	6,025	6,123
Transfer to the General Fund (EA).....	185,100	185,100	185,100
STATE STORES FUND TOTAL.....	\$ 2,182,792	\$ 2,215,613	\$ 2,280,383

Program Funding Summary

(Dollar Amounts in Thousands)

	2018-19 Actual	2019-20 Available	2020-21 Budget	2021-22 Estimated	2022-23 Estimated	2023-24 Estimated	2024-25 Estimated
LIQUOR CONTROL							
GENERAL FUND.....	\$ 0	\$ 0	\$ 0	\$ 0	\$ 0	\$ 0	\$ 0
MOTOR LICENSE FUND.....	0	0	0	0	0	0	0
LOTTERY FUND.....	0	0	0	0	0	0	0
FEDERAL FUNDS.....	0	0	0	0	0	0	0
AUGMENTATIONS.....	0	0	0	0	0	0	0
RESTRICTED.....	0	0	0	0	0	0	0
OTHER FUNDS.....	2,182,792	2,215,613	2,280,383	2,338,343	2,398,043	2,459,543	2,522,843
SUBCATEGORY TOTAL.....	\$ 2,182,792	\$ 2,215,613	\$ 2,280,383	\$ 2,338,343	\$ 2,398,043	\$ 2,459,543	\$ 2,522,843
ALL PROGRAMS:							
GENERAL FUND.....	\$ 0	\$ 0	\$ 0	\$ 0	\$ 0	\$ 0	\$ 0
MOTOR LICENSE FUND.....	0	0	0	0	0	0	0
LOTTERY FUND.....	0	0	0	0	0	0	0
FEDERAL FUNDS.....	0	0	0	0	0	0	0
AUGMENTATIONS.....	0	0	0	0	0	0	0
RESTRICTED.....	0	0	0	0	0	0	0
OTHER FUNDS.....	2,182,792	2,215,613	2,280,383	2,338,343	2,398,043	2,459,543	2,522,843
DEPARTMENT TOTAL.....	\$ 2,182,792	\$ 2,215,613	\$ 2,280,383	\$ 2,338,343	\$ 2,398,043	\$ 2,459,543	\$ 2,522,843

Program: Liquor Control

Goal: To control the manufacture, distribution and sale of alcoholic beverages, while promoting safe and responsible consumption practices to the citizens of the commonwealth.

Retail Sales of Alcohol

The Pennsylvania Liquor Control Board (PLCB) is the primary retailer of wines and spirits in Pennsylvania, operating about 600 Fine Wine & Good Spirits stores, including more than 100 Premium Collection stores and a dozen Licensee Service Centers. The PLCB also offers online sales of wine and spirits – delivered to consumers' homes or stores of their choice – through FineWineAndGoodSpirits.com. The PLCB aims to provide a wide variety of quality wines and spirits at competitive prices that will appeal to a demographically diverse and geographically large population of Pennsylvanians. If the PLCB does not carry products consumers seek, it strives to make those products available through Special Orders, whereby the PLCB facilitates sales directly between wine and spirits suppliers and customers.

To appeal to consumers at retail and provide a positive store shopping experience, the PLCB continues to renovate and re-brand its stores to create welcoming environments that encourage consumers to spend time exploring expanded selections of products. Fine Wine & Good Spirits also engages customers through celebrity bottle signings, in-store tasting events, and off-site events like wine and whiskey festivals. Each year, stores conduct more than 1 million ID checks and age verifications to ensure sales are only made to those 21 years of age and older.

A major initiative for the PLCB is growing e-commerce sales at FineWineAndGoodSpirits.com. In September 2018, the PLCB relocated its e-commerce fulfillment center to a 30,000 square foot facility that can accommodate an online product catalogue exceeding 6,700 items. The PLCB also continues work to redesign and rebuild its e-commerce site to better suit consumers' needs and expectations for online shopping.

Wholesale Distribution of Alcohol to Licensees

As the wholesaler of wine and spirits to thousands of licensees, the PLCB is committed to partnering with licensees in building collaborative relationships, developing innovative delivery and product offerings, and effectively and efficiently coordinating distribution of alcohol in ways that meet wholesale customers' needs.

Licensees can order product through the [Licensee Online Order Portal \(LOOP\)](#), one of a dozen Licensee Service Centers or retail stores. Licensees ordering in larger volume can participate in the PLCB's Licensee Delivery Program, which offers direct delivery to licensee locations from PLCB distribution centers.

The PLCB's Wholesale Operations division also actively

manages the growing number of wine-to-go retailers in Pennsylvania, including hundreds of grocery and convenience stores across the state.

Licensing

The PLCB licenses and regulates about 16,500 retail and wholesale licensees in the commonwealth, conducts about 8,000 investigations each year, and processes roughly 79,000 applications annually for various license and permit authorities.

While the PLCB is responsible for issuing and renewing liquor licenses, enforcement of liquor laws is the responsibility of the [Pennsylvania State Police Bureau of Liquor Control Enforcement](#). The PLCB can, however, refuse to renew a license, and has limited authority, through the [Licensee Compliance Program](#), to conduct on-site inspections of establishments and immediately suspend a license if a licensee fails to meet certain license requirements. The PLCB also has a nuisance bar program that uses partnerships with the local community, law enforcement agencies and government entities to build evidence when a licensee has abused license privileges to an extent that the PLCB will object to license renewal. The PLCB continues to offer multiple opportunities for expired restaurant licenses each year to individuals and entities seeking to obtain these licenses.

Alcohol Education

The PLCB [educates](#) the public on the responsible use of alcohol, focusing on three key pillars: delivering no-use and zero tolerance messages to those under the age of 21, encouraging responsible consumption for those over 21, and promoting responsible alcohol service and practices among licensees.

The Bureau of Alcohol Education educates the public about the dangers of underage and hazardous drinking through a variety of avenues, including a [poster contest](#) for students in kindergarten through 12th grade, a free alcohol education [conference](#), the creation and distribution of a wide range of educational materials, and training and technical assistance for organizations working to reduce issues related to irresponsible consumption.

The PLCB awards about \$1 million each year in [educational grants](#) that enable schools, colleges, community organizations and law enforcement agencies to combat underage and dangerous drinking. Additionally, the [Responsible Alcohol Management Program \(RAMP\)](#) offers responsible service training to Pennsylvania licensees.

In 2017, the PLCB introduced a new alcohol education

Program: Liquor Control (continued)

and prevention campaign targeting Pennsylvania parents of children ages 8 through 12, [Know When. Know How.](#) The objective of the campaign is to prevent underage drinking by providing parents with the information, tools

and confidence they need to begin having meaningful and effective conversations about alcohol at an early age, before trial or use of alcohol begins.

Program Recommendations:

This budget recommends the following changes: (Dollar Amounts in Thousands)

	STATE STORES FUND			Comptroller Operations (EA)
	General Operations (EA)		\$ 98	—to continue current program.
\$ 32,460	—to continue current program.			
	Purchase of Liquor (EA)			
\$ 32,212	—for inventory costs.			

This budget proposes a \$185.1 million profit transfer from the State Stores Fund to the General Fund.

Appropriations within this Program:

(Dollar Amounts in Thousands)

	2018-19 Actual	2019-20 Available	2020-21 Budget	2021-22 Estimated	2022-23 Estimated	2023-24 Estimated	2024-25 Estimated
STATE STORES FUND:							
General Operations (EA).....	\$ 577,600	\$ 591,980	\$ 624,440	\$ 649,400	\$ 675,400	\$ 702,400	\$ 730,500
Purchase of Liquor (EA).....	1,414,400	1,432,488	1,464,700	1,497,700	1,531,400	1,565,900	1,601,100
Comptroller Operations (EA).....	5,690	6,025	6,123	6,123	6,123	6,123	6,123
Transfer to the General Fund (EA).....	185,100	185,100	185,100	185,100	185,100	185,100	185,100
TOTAL STATE STORES FUND	\$ 2,182,790	\$ 2,215,593	\$ 2,280,363	\$ 2,338,323	\$ 2,398,023	\$ 2,459,523	\$ 2,522,823

Program Measures:

	2014-15 Actual	2015-16 Actual	2016-17 Actual	2017-18 Actual	2018-19 Actual	2019-20 Estimated	2020-21 Estimated
--	-------------------	-------------------	-------------------	-------------------	-------------------	----------------------	----------------------

Increase revenue contributions to the General Fund by maximizing returns.

Pennsylvania State Liquor Stores.....	601	601	607	605	603	603	603
Gross sales (in thousands, excluding liquor taxes and sales taxes).....	\$1,890,235	\$1,962,153	\$2,028,317	\$2,075,511	\$2,148,945	\$2,207,000	\$2,267,700
Total contributions from State Stores Fund (in thousands, including liquor taxes, sales taxes, and General Fund transfer).....	\$552,162	\$592,325	\$729,503	\$712,033	\$726,851	\$741,478	\$756,800

Increase the number of individuals that receive alcohol education to promote moderation and avoidance of abuse among legal consumers, and prevention of purchase and consumption by minors.

Alcohol education grants awarded.....	61	65	63	66	66	68	70
Alcohol education grant money awarded (in thousands).....	\$1,071	\$1,139	\$1,120	\$1,154	\$1,135	\$1,200	\$1,200
Owners/managers receiving Responsible Alcohol Management Program (RAMP) training	4,513	5,161	5,761	5,902	6,720	7,056	7,409
Servers/sellers receiving RAMP training.....	38,151	44,486	67,135	78,656	85,391	89,661	94,144
Establishments that are RAMP certified	1,186	1,471	1,455	1,589	1,946	2,043	2,145

– THIS PAGE INTENTIONALLY LEFT BLANK –



DEPARTMENT OF MILITARY AND VETERANS AFFAIRS

Pennsylvania's Department of Military and Veterans Affairs has a dual mission: to provide quality service to the commonwealth's veterans and their families, and to oversee and support the members of the Pennsylvania National Guard.

The department provides resources and assistance to veterans and their families and provides quality care for aging and disabled veterans.

Military and Veterans Affairs prepares the Pennsylvania National Guard for combat, performs worldwide combat and combat support operations; provides global reach and the projection of United States military power in support of national objectives; and, at the command of the governor, provides trained and ready personnel to support state and local authorities in times of natural disaster or civil strife.

The department consists of the Adjutant General, the State Armory Board, the State Veterans Commission, the Pennsylvania Soldiers and Sailors Home in Erie, the Veterans Home in Hollidaysburg, the Southeastern Veterans Center in Spring City, the Gino J. Merli Veterans Center in Scranton, the Southwestern Veterans Center in Pittsburgh and the Delaware Valley Veterans Home in Philadelphia.

Programs and Goals

State Military Readiness: *To achieve and maintain a readiness capability in units of the Pennsylvania National Guard for quick and effective response to state or federal mobilization.*

Veterans Homes: *To provide nursing and domiciliary care for veterans.*

Compensation and Assistance: *To provide advisory and financial assistance to eligible Pennsylvania veterans, guardsmen and their dependents.*

Military and Veterans Affairs

Summary by Fund and Appropriation

(Dollar Amounts in Thousands)

GENERAL FUND:

General Government:

	2018-19 ACTUAL	2019-20 AVAILABLE	2020-21 BUDGET
General Government Operations	\$ 24,675	\$ 33,143	\$ 34,133
(F)Facilities Maintenance.....	77,685	77,685	84,000
(F)Federal Construction Grants.....	25,000	25,000	25,000
(F)Spotted Lanternfly (EA).....	100	102	100
(F)PA State Opioid Response (EA).....	500	2,000	0
(A)Rental of Facilities.....	122	122	122
(A)Utility Reimbursements.....	142	199	146
(A)Housing Fees.....	80	84	86
(A)Miscellaneous.....	196	135	113
(R)Military Family Relief Assistance.....	45	100	100
(R)State Military Justice.....	0	0	1
Subtotal.....	<u>\$ 128,545</u>	<u>\$ 138,570</u>	<u>\$ 143,801</u>
National Guard Youth Challenge Program	0	1,000	1,493
Burial Detail Honor Guard	99	99	99
American Battle Monuments	50	50	50
Armory Maintenance and Repair	160	245	2,145
Special State Duty	35	35	35
Subtotal - State Funds.....	\$ 25,019	\$ 34,572	\$ 37,955
Subtotal - Federal Funds.....	103,285	104,787	109,100
Subtotal - Augmentations.....	540	540	467
Subtotal - Restricted Revenues.....	45	100	101
Total - General Government.....	<u>\$ 128,889</u>	<u>\$ 139,999</u>	<u>\$ 147,623</u>

Institutional:

Veterans Homes	\$ 104,139	\$ 104,690	\$ 99,968
(F)Operations and Maintenance.....	47,014	49,412	56,844
(F)Medical Reimbursements.....	165	177	159
(F)Enhanced Veterans Reimbursement.....	24,791	28,791	34,791
(A)Aid and Attendance Payments.....	7,763	7,877	8,167
(A)Residential Fees.....	14,856	15,600	15,841
(A)Estate Collections.....	2,936	2,740	2,740
(A)Insurance or Third Party Reimbursements.....	38	27	29
(A)Physical & Occupational Therapy Reimbursements.....	536	540	535
(A)Pharmaceutical Reimbursements.....	3,457	3,253	3,123
(A)Miscellaneous.....	20	2	519
Subtotal.....	<u>\$ 205,715</u>	<u>\$ 213,109</u>	<u>\$ 222,716</u>
Subtotal - State Funds.....	\$ 104,139	\$ 104,690	\$ 99,968
Subtotal - Federal Funds.....	71,970	78,380	91,794
Subtotal - Augmentations.....	29,606	30,039	30,954
Total - Institutional.....	<u>\$ 205,715</u>	<u>\$ 213,109</u>	<u>\$ 222,716</u>

Grants and Subsidies:

Education of Veterans Children	\$ 120	\$ 125	\$ 135
Transfer to Educational Assistance Program Fund	13,000	13,265	14,083
Blind Veterans Pension	222	222	222
Amputee and Paralyzed Veterans Pension	3,714	3,714	3,714
National Guard Pension	5	5	5
Supplemental Life Insurance Premiums	164	164	164
Civil Air Patrol	100	100	100
Disabled American Veterans Transportation	336	336	336
Veterans Outreach Services	2,832	3,139	2,889
Behavioral Health Support for Veterans	750	0	0
Subtotal.....	<u>\$ 21,243</u>	<u>\$ 21,070</u>	<u>\$ 21,648</u>
Total - Grants and Subsidies.....	<u>\$ 21,243</u>	<u>\$ 21,070</u>	<u>\$ 21,648</u>

Military and Veterans Affairs

Summary by Fund and Appropriation

	(Dollar Amounts in Thousands)		
	2018-19	2019-20	2020-21
	ACTUAL	AVAILABLE	BUDGET
STATE FUNDS.....	\$ 150,401	\$ 160,332	\$ 159,571
FEDERAL FUNDS.....	175,255	183,167	200,894
AUGMENTATIONS.....	30,146	30,579	31,421
RESTRICTED REVENUES.....	45	100	101
GENERAL FUND TOTAL.....	\$ 355,847	\$ 374,178	\$ 391,987
OTHER FUNDS:			
EDUCATIONAL ASSISTANCE PROGRAM FUND:			
National Guard Education (EA).....	\$ 0 ^a	\$ 290 ^a	\$ 1,971 ^a
(R)Military Family Education (EA).....	0	0 ^a	0 ^a
EDUCATIONAL ASSISTANCE PROGRAM FUND TOTAL.....	\$ 0	\$ 290	\$ 1,971
PENNSYLVANIA VETERANS MONUMENTS AND MEMORIAL TRUST FUND:			
Veterans Memorial (EA).....	\$ 199	\$ 116	\$ 93
STATE TREASURY ARMORY FUND:			
Armory Improvements.....	\$ 1,591	\$ 1,210	\$ 312
VETERANS TRUST FUND:			
Grants and Assistance (EA).....	\$ 1,755	\$ 1,755	\$ 1,755
DEPARTMENT TOTAL - ALL FUNDS			
GENERAL FUND.....	\$ 150,401	\$ 160,332	\$ 159,571
MOTOR LICENSE FUND.....	0	0	0
LOTTERY FUND.....	0	0	0
FEDERAL FUNDS.....	175,255	183,167	200,894
AUGMENTATIONS.....	30,146	30,579	31,421
RESTRICTED.....	45	100	101
OTHER FUNDS.....	3,545	3,371	4,131
TOTAL ALL FUNDS.....	\$ 359,392	\$ 377,549	\$ 396,118

^a The National Guard Education (EA) for 2018-19 Actual is \$13,000,000; 2019-20 Available is \$13,555,000; and 2020-21 Budget is \$12,971,000. The (R)Military Family Education (EA) for 2019-20 Available is \$265,000 and 2020-21 Budget is \$3,083,000. The General Fund Transfer to Educational Assistance Program Fund not added to avoid double counting.

Program Funding Summary

(Dollar Amounts in Thousands)

	2018-19 Actual	2019-20 Available	2020-21 Budget	2021-22 Estimated	2022-23 Estimated	2023-24 Estimated	2024-25 Estimated
STATE MILITARY READINESS							
GENERAL FUND.....	\$ 25,019	\$ 33,572	\$ 36,462	\$ 31,124	\$ 31,124	\$ 31,124	\$ 31,124
MOTOR LICENSE FUND.....	0	0	0	0	0	0	0
LOTTERY FUND.....	0	0	0	0	0	0	0
FEDERAL FUNDS.....	103,285	104,787	109,100	109,000	109,000	109,000	109,000
AUGMENTATIONS.....	540	540	467	467	467	467	467
RESTRICTED.....	0	0	0	0	0	0	0
OTHER FUNDS.....	1,790	1,326	405	324	324	324	324
SUBCATEGORY TOTAL.....	\$ 130,634	\$ 140,225	\$ 146,434	\$ 140,915	\$ 140,915	\$ 140,915	\$ 140,915
VETERANS HOMES							
GENERAL FUND.....	\$ 104,139	\$ 104,690	\$ 99,968	\$ 109,468	\$ 109,468	\$ 109,468	\$ 109,468
MOTOR LICENSE FUND.....	0	0	0	0	0	0	0
LOTTERY FUND.....	0	0	0	0	0	0	0
FEDERAL FUNDS.....	71,970	78,380	91,794	91,794	91,794	91,794	91,794
AUGMENTATIONS.....	29,606	30,039	30,954	30,954	30,954	30,954	30,954
RESTRICTED.....	0	0	0	0	0	0	0
OTHER FUNDS.....	0	0	0	0	0	0	0
SUBCATEGORY TOTAL.....	\$ 205,715	\$ 213,109	\$ 222,716	\$ 232,216	\$ 232,216	\$ 232,216	\$ 232,216
COMPENSATION AND ASSISTANCE							
GENERAL FUND.....	\$ 21,243	\$ 22,070	\$ 23,141	\$ 27,768	\$ 31,627	\$ 36,084	\$ 41,190
MOTOR LICENSE FUND.....	0	0	0	0	0	0	0
LOTTERY FUND.....	0	0	0	0	0	0	0
FEDERAL FUNDS.....	0	0	0	0	0	0	0
AUGMENTATIONS.....	0	0	0	0	0	0	0
RESTRICTED.....	45	100	101	101	101	101	101
OTHER FUNDS.....	1,755	2,045	3,726	3,116	1,755	1,755	1,755
SUBCATEGORY TOTAL.....	\$ 23,043	\$ 24,215	\$ 26,968	\$ 30,985	\$ 33,483	\$ 37,940	\$ 43,046
ALL PROGRAMS:							
GENERAL FUND.....	\$ 150,401	\$ 160,332	\$ 159,571	\$ 168,360	\$ 172,219	\$ 176,676	\$ 181,782
MOTOR LICENSE FUND.....	0	0	0	0	0	0	0
LOTTERY FUND.....	0	0	0	0	0	0	0
FEDERAL FUNDS.....	175,255	183,167	200,894	200,794	200,794	200,794	200,794
AUGMENTATIONS.....	30,146	30,579	31,421	31,421	31,421	31,421	31,421
RESTRICTED.....	45	100	101	101	101	101	101
OTHER FUNDS.....	3,545	3,371	4,131	3,440	2,079	2,079	2,079
DEPARTMENT TOTAL.....	\$ 359,392	\$ 377,549	\$ 396,118	\$ 404,116	\$ 406,614	\$ 411,071	\$ 416,177

Program: State Military Readiness

Goal: To achieve and maintain a readiness capability in units of the Pennsylvania National Guard for quick and effective response to state or federal mobilization.

The [State Military Readiness](#) program provides the administrative, logistical and training support necessary for the Pennsylvania National Guard to maintain requisite readiness capability to serve during emergencies. Such emergencies may result in full or partial mobilization of the [Pennsylvania National Guard](#) for state service in the commonwealth or federal service anywhere in the world. Costs for military equipment, supplies and training are funded solely by the federal government. The readiness capability of Pennsylvania National Guard units is evaluated according to established federal inspection and training standards. Primary efforts are directed toward having the Pennsylvania National Guard in top readiness

condition to perform state and federal missions. The training of personnel is dependent upon the operation, maintenance and repair of numerous National Guard armories and readiness centers, support facilities, Air National Guard bases and installations. These facilities may also be utilized as mass care centers for disaster victims in addition to providing meeting and recreational facilities for local civic and youth organizations. A statewide communications network provides fast and effective response to state or federal mobilization.

Program Recommendations:

This budget recommends the following changes: (Dollar Amounts in Thousands)

\$	990	General Government Operations —to continue current program.
\$	1,900	Armory Maintenance and Repair —to continue current program.

All other appropriations are recommended at the current year funding levels.

Appropriations within this Program:

(Dollar Amounts in Thousands)

	2018-19 Actual	2019-20 Available	2020-21 Budget	2021-22 Estimated	2022-23 Estimated	2023-24 Estimated	2024-25 Estimated
GENERAL FUND:							
General Government Operations	\$ 24,675	\$ 33,143	\$ 34,133	\$ 28,795	\$ 28,795	\$ 28,795	\$ 28,795
Burial Detail Honor Guard	99	99	99	99	99	99	99
American Battle Monuments	50	50	50	50	50	50	50
Armory Maintenance and Repair.....	160	245	2,145	2,145	2,145	2,145	2,145
Special State Duty.....	35	35	35	35	35	35	35
TOTAL GENERAL FUND	\$ 25,019	\$ 33,572	\$ 36,462	\$ 31,124	\$ 31,124	\$ 31,124	\$ 31,124

Military and Veterans Affairs

Program: State Military Readiness (continued)

Program Measures:	2014-15 Actual	2015-16 Actual	2016-17 Actual	2017-18 Actual	2018-19 Actual	2019-20 Estimated	2020-21 Estimated
Maintain the strength and readiness of the Pennsylvania Army National Guard.							
Pennsylvania Army National Guard End Strength Ceiling.....	15,273	15,381	15,546	14,800	14,204	13,800	13,800
Pennsylvania Army National Guard Assigned.....	15,800	15,597	15,513	14,890	14,204	13,800	13,800
Percentage of Pennsylvania Army National Guard Current Strength..	103%	101%	100%	101%	100%	100%	100%
Department of Defense personnel receiving training at Fort Indiantown Gap	118,900	117,143	112,796	157,692	147,402	157,692	157,692
Non-Department of Defense personnel receiving training at Fort Indiantown Gap	7,822	7,121	7,412	5,802	4,314	7,451	7,451
Maintain the strength and readiness of the Pennsylvania Air National Guard.							
Pennsylvania Air National Guard End Strength Ceiling.....	4,169	4,102	4,102	4,119	4,126	4,133	4,140
Pennsylvania Air National Guard Assigned.....	3,962	4,000	3,922	4,007	4,096	4,094	4,124
Percentage of the Pennsylvania Air National Guard Current Strength..	95%	98%	96%	97%	99%	100%	100%
Maintain a network of facilities and Air National Guard bases that provide a professional working environment, ensure cost effectiveness and establish the National Guard as a good neighbor.							
Percentage of armories and field sites rated adequate to satisfy the mission	53%	45%	50%	53%	53%	53%	53%

Program: Veterans Homes

Goal: To provide nursing and domiciliary care for veterans.

The Department of Military and Veterans Affairs provides Pennsylvania veterans with various levels of care, including skilled nursing, dementia/memory, domiciliary and personal care at the six [veterans homes](#) located throughout the commonwealth: the [Pennsylvania Soldiers and Sailors Home](#) in Erie, the [Hollidaysburg Veterans Home](#) in Duncansville, the [Southeastern Veterans Center](#) in Spring City, the [Gino J. Merli Veterans Center](#) in Scranton, the [Southwestern Veterans Center](#) in Pittsburgh and the [Delaware Valley Veterans Home](#) in Philadelphia.

The United States Department of Veterans Affairs provides financial assistance for care received at the state veterans homes, including a personal needs allowance for residents. DMVA maximizes federal funds and augmentations through participation in the [Enhanced Veterans Reimbursement](#) initiative for residents eligible for Medicaid reimbursement, Medicare Part B, Medicare Part D and PACE/PACENET.

Veterans Homes Populations for the Prior, Current and Upcoming Year

Institutions	Population July 2018	Population July 2019	Projected Population July 2020	Projected Bed Capacity July 2020	Projected Percentage of Capacity July 2020
Pennsylvania Soldiers and Sailors Home	153	178	180	207	87.0%
Hollidaysburg Veterans Home	351	343	360	424	84.9%
Southeastern Veterans Center	285	287	292	292	100.0%
Gino J. Merli Veterans Center	164	181	190	196	96.9%
Southwestern Veterans Center	232	215	232	236	98.3%
Delaware Valley Veterans Home	130	124	171	171	100.0%
Total	1,315	1,328	1,425	1,526	93.4%

Expenditures by Institution: (Dollar Amounts in Thousands)

	2018-19 Actual	2019-20 Available	2020-21 Budget		2018-19 Actual	2019-20 Available	2020-21 Budget
Pennsylvania Soldiers and Sailors Home				Southwestern Veterans Center			
State Funds.....	\$ 12,836	\$ 13,918	\$ 11,143	State Funds.....	\$ 14,147	\$ 11,982	\$ 13,581
Federal Funds.....	6,651	6,560	9,724	Federal Funds.....	13,865	15,637	17,542
Augmentations.....	3,138	3,232	3,356	Augmentations.....	4,503	4,672	4,436
TOTAL.....	\$ 22,625	\$ 23,710	\$ 24,223	TOTAL.....	\$ 32,515	\$ 32,291	\$ 35,559
Hollidaysburg Veterans Home				Delaware Valley Veterans Home			
State Funds.....	\$ 27,175	\$ 26,718	\$ 24,936	State Funds.....	\$ 10,505	\$ 13,124	\$ 12,299
Federal Funds.....	17,196	19,607	21,535	Federal Funds.....	8,513	8,274	10,353
Augmentations.....	6,985	7,098	6,613	Augmentations.....	4,085	3,771	3,971
TOTAL.....	\$ 51,356	\$ 53,423	\$ 53,084	TOTAL.....	\$ 23,103	\$ 25,169	\$ 26,623
Southeastern Veterans Center				Central Veterans Homes Services			
State Funds.....	\$ 15,236	\$ 14,423	\$ 14,262	State Funds.....	\$ 12,299	\$ 12,206	\$ 13,731
Federal Funds.....	14,217	15,983	18,028	Federal Funds.....	27	-	-
Augmentations.....	7,112	7,152	7,912	Augmentations.....	-	-	-
TOTAL.....	\$ 36,565	\$ 37,558	\$ 40,202	TOTAL.....	\$ 12,326	\$ 12,206	\$ 13,731
Gino J. Merli Veterans Center							
State Funds.....	\$ 11,941	\$ 12,319	\$ 10,016				
Federal Funds.....	11,501	12,319	14,612				
Augmentations.....	3,783	4,114	4,666				
TOTAL.....	\$ 27,225	\$ 28,752	\$ 29,294				

Military and Veterans Affairs

Program: Veterans Homes (continued)

Program Recommendations:

This budget recommends the following changes: (Dollar Amounts in Thousands)

Veterans Homes	
\$ 4,778	—to continue current program.
<u> -9,500</u>	—impact of carryover federal reimbursements.
\$ -4,722	<i>Appropriation Decrease</i>

Appropriations within this Program:

(Dollar Amounts in Thousands)

	2018-19 Actual	2019-20 Available	2020-21 Budget	2021-22 Estimated	2022-23 Estimated	2023-24 Estimated	2024-25 Estimated
GENERAL FUND:							
Veterans Homes	<u>\$ 104,139</u>	<u>\$ 104,690</u>	<u>\$ 99,968</u>	<u>\$ 109,468</u>	<u>\$ 109,468</u>	<u>\$ 109,468</u>	<u>\$ 109,468</u>

Program: Compensation and Assistance

Goal: To provide advisory and financial assistance to eligible Pennsylvania veterans, guardsmen and their dependents.

The Department of Military and Veterans Affairs administers several activities within this program to aid qualified veterans, guardsmen and their families.

[Education of Children of Deceased and Disabled Veterans](#). The program provides financial assistance of up to \$500 per semester to children of honorably discharged veterans who have service-connected disabilities and served during a period of war or armed conflict and children of veterans who die or died in service during a period of war or armed conflict.

[Educational Assistance — National Guard](#). Tuition grants are provided for certain members of the Pennsylvania National Guard who enroll in a Pennsylvania institution of higher learning with degree-granting status.

[Military Family Education Program](#). Pennsylvania National Guard members who commit to an additional six years of service can receive ten semesters of higher education benefits for their spouses and children. The program is administered by the [Pennsylvania Higher Education Assistance Agency](#).

[Blind Veterans Pension](#). Pensions of \$150 per month are provided for Pennsylvania veterans who incurred functional blindness while performing active military service and are rated as blinded through service connection by the U.S. Department of Veterans Affairs (USDVA).

[Amputee and Paralyzed Veterans Pension](#). Pensions of \$150 per month are provided to Pennsylvania veterans who are rated by the USDVA to have a service-connected loss or loss of use of two or more extremities.

[National Guard Pension](#). The program provides compensation for guardsmen who are injured or disabled or to dependent family members of guardsmen who die while performing duty in active service to the commonwealth, or in the performance of other state military duty.

[Supplemental Life Insurance Premiums](#). DMVA pays or reimburses the cost not paid by the federal government of group life insurance premiums for eligible soldiers and airmen of the Pennsylvania National Guard.

[Veterans Outreach Services](#). The Veterans Service Organizations program provides grants to organizations for the improvement of the administration and delivery of services to Pennsylvania veterans.

[Disabled Veterans Real Estate Tax Exemption Program](#). This program provides a real estate tax exemption for any honorably discharged veteran who is determined by the USDVA to be 100 percent permanently disabled.

[Military Family Relief Assistance Program](#). The Military Family Relief Assistance Program was created to provide for short-term financial relief to families in need due to deployment of a family member.

Program Recommendations:

This budget recommends the following changes: (Dollar Amounts in Thousands)

GENERAL FUND			
\$	493	National Guard Youth Challenge Program —to continue and annualize current program.	
\$	10	Education of Veterans Children —to continue current program.	
\$	818	Transfer to Educational Assistance Program Fund —to continue current programs.	
			\$ -250 Veterans Outreach Services —program reduction.

All other appropriations are recommended at the current year funding levels.

Military and Veterans Affairs

Program: Compensation and Assistance (continued)

Appropriations within this Program:

(Dollar Amounts in Thousands)

	2018-19 Actual	2019-20 Available	2020-21 Budget	2021-22 Estimated	2022-23 Estimated	2023-24 Estimated	2024-25 Estimated
GENERAL FUND:							
National Guard Youth Challenge Program	\$ 0	\$ 1,000	\$ 1,493	\$ 1,793	\$ 1,793	\$ 1,793	\$ 1,793
Education of Veterans Children	120	125	135	135	135	135	135
Transfer to Educational Assistance Program Fund	13,000	13,265	14,083	18,410	22,269	26,726	31,832
Blind Veterans Pension	222	222	222	222	222	222	222
Amputee and Paralyzed Veterans Pension	3,714	3,714	3,714	3,714	3,714	3,714	3,714
National Guard Pension	5	5	5	5	5	5	5
Supplemental Life Insurance Premiums	164	164	164	164	164	164	164
Civil Air Patrol	100	100	100	100	100	100	100
Disabled American Veterans Transportation	336	336	336	336	336	336	336
Veterans Outreach Services	2,832	3,139	2,889	2,889	2,889	2,889	2,889
Behavioral Health Support for Veterans	750	0	0	0	0	0	0
TOTAL GENERAL FUND	\$ 21,243	\$ 22,070	\$ 23,141	\$ 27,768	\$ 31,627	\$ 36,084	\$ 41,190

Program Measures:

	2014-15 Actual	2015-16 Actual	2016-17 Actual	2017-18 Actual	2018-19 Actual	2019-20 Estimated	2020-21 Estimated
--	-------------------	-------------------	-------------------	-------------------	-------------------	----------------------	----------------------

Improve access and increase the number of eligible veterans and family members who receive federal, state and local benefits.

Number of Burial Honors Program services	2,653	2,706	2,749	2,556	2,730	2,818	2,959
Number of veterans who received benefits in accordance with the Veterans Temporary Assistance (VTA) Program	585	436	522	587	568	645	645
Number of new federal claims for Pennsylvania veterans (compensation and pension claims)	7,582	8,362	8,065	6,970	7,195	7,684	8,068
Number of new claims filed by participants in the Veterans Service Officer Outreach Grant Program (Act 66 of 2007)	14,891	18,371	32,756	27,733	18,299	27,733	27,733

Increase placement and referral opportunities of transitioning service members, veterans and Pennsylvania reservists for behavioral health, education/training and career placement services.

National Guard personnel receiving educational financial aid	2,474	2,606	2,586	2,277	2,023	2,300	2,300
National Guard personnel receiving Medical and Health Officer incentives	33	45	45	38	36	29	21
Number of veterans assisted through Veterans Trust Fund grants	4,320	7,965	10,992	7,310	10,070	10,992	10,992
Number of new individuals registered through the Veterans Registry - service in Armed Forces	N/A	3,196	7,374	4,231	8,927	5,939	6,177
Number of new individuals registered through the Veterans Registry - no service in Armed Forces	N/A	59	358	138	266	152	160



MILK MARKETING BOARD

The mission of the Milk Marketing Board is to ensure that Pennsylvania's dairy industry remains viable by providing a regulatory environment that facilitates a safe, adequate supply of wholesome milk while providing security for its dairy farmers and milk dealers and protection for the public health and welfare of consumers.

Programs and Goals

Milk Industry Regulation: *To maintain an adequate supply of wholesome fluid milk.*

Summary by Fund and Appropriation

(Dollar Amounts in Thousands)

	2018-19 ACTUAL	2019-20 AVAILABLE	2020-21 BUDGET
OTHER FUNDS:			
MILK MARKETING FUND:			
General Operations.....	\$ 2,840	\$ 2,840	\$ 2,840

Program Funding Summary

(Dollar Amounts in Thousands)

	2018-19 Actual	2019-20 Available	2020-21 Budget	2021-22 Estimated	2022-23 Estimated	2023-24 Estimated	2024-25 Estimated
MILK INDUSTRY REGULATION							
GENERAL FUND.....	\$ 0	\$ 0	\$ 0	\$ 0	\$ 0	\$ 0	\$ 0
MOTOR LICENSE FUND.....	0	0	0	0	0	0	0
LOTTERY FUND.....	0	0	0	0	0	0	0
FEDERAL FUNDS.....	0	0	0	0	0	0	0
AUGMENTATIONS.....	0	0	0	0	0	0	0
RESTRICTED.....	0	0	0	0	0	0	0
OTHER FUNDS.....	2,840	2,840	2,840	2,840	2,840	2,840	2,840
SUBCATEGORY TOTAL.....	\$ 2,840	\$ 2,840	\$ 2,840	\$ 2,840	\$ 2,840	\$ 2,840	\$ 2,840
ALL PROGRAMS:							
GENERAL FUND.....	\$ 0	\$ 0	\$ 0	\$ 0	\$ 0	\$ 0	\$ 0
MOTOR LICENSE FUND.....	0	0	0	0	0	0	0
LOTTERY FUND.....	0	0	0	0	0	0	0
FEDERAL FUNDS.....	0	0	0	0	0	0	0
AUGMENTATIONS.....	0	0	0	0	0	0	0
RESTRICTED.....	0	0	0	0	0	0	0
OTHER FUNDS.....	2,840	2,840	2,840	2,840	2,840	2,840	2,840
DEPARTMENT TOTAL.....	\$ 2,840	\$ 2,840	\$ 2,840	\$ 2,840	\$ 2,840	\$ 2,840	\$ 2,840

Program: Milk Industry Regulation

Goal: To maintain an adequate supply of wholesome fluid milk.

[The Milk Marketing Board](#) is a special fund agency financed from milk industry license fees, permit fees and fines. The board supervises, inspects and regulates the milk industry of the commonwealth and establishes reasonable trade control and marketing practices. It formulates policy, holds public hearings and subsequently issues and enforces general marketing orders, rules and regulations. The board also handles prosecution and levying of penalties against violators of the Milk Marketing Law, the Milk Producers' Security Act and board regulations.

The board's major function is to ensure an adequate milk supply by setting minimum [prices paid to farmers](#),

minimum prices dealers can charge [wholesale and retail](#) customers, and minimum prices stores can charge consumers. The regulation process is complicated by the existence of federal marketing orders, which are prices established by the federal government that must be paid to producers.

The board has implemented an automated milk accounting and regulatory system. The system values milk based on component pricing, allowing adaptation to changes in the state and federal regulatory environment. Pricing information collected through the system and from public hearings is used by the board to establish minimum milk prices.

Program Recommendation:

This budget recommends the following changes from the Milk Marketing Fund:
(Dollar Amounts in Thousands)

General Operations is recommended at the current year funding level.

Appropriations within this Program:

(Dollar Amounts in Thousands)

	2018-19 Actual	2019-20 Available	2020-21 Budget	2021-22 Estimated	2022-23 Estimated	2023-24 Estimated	2024-25 Estimated
MILK MARKETING FUND:							
General Operations	\$ 2,840	\$ 2,840	\$ 2,840	\$ 2,840	\$ 2,840	\$ 2,840	\$ 2,840

Program Measures:

	2014-15 Actual	2015-16 Actual	2016-17 Actual	2017-18 Actual	2018-19 Actual	2019-20 Estimated	2020-21 Estimated
--	-------------------	-------------------	-------------------	-------------------	-------------------	----------------------	----------------------

Maintain producer payment compliance at or above 99% for all payment amounts due to Pennsylvania dairy farmers.

Percentage of producer payments made adequately and on time	99%	99%	99%	99%	99%	99%	99%
---	-----	-----	-----	-----	-----	-----	-----

Establish a Class 1 over-order premium based upon industry testimony which enhances Pennsylvania producer revenue that also maintains orderly milk marketing in Pennsylvania.

Public hearings held to consider the level and duration of the Class 1 over-order premium	2	2	2	2	2	2	2
---	---	---	---	---	---	---	---

Include current dealer and retail store costs in minimum resale prices.

General and cost replacement hearings held to determine dealer and retailer costs	6	6	6	6	6	6	6
---	---	---	---	---	---	---	---

Issue licenses and permits.

Licenses and permits issued	2,202	2,212	2,206	2,230	1,988	2,000	2,000
-----------------------------------	-------	-------	-------	-------	-------	-------	-------

Audit milk dealers for compliance with milk sales rules and regulations.

Audits of milk dealers for compliance held to determine dealer and retailer with milk sales rules and regulations ..	1,046	1,028	1,026	956	912	925	925
--	-------	-------	-------	-----	-----	-----	-----



PUBLIC SCHOOL EMPLOYEES' RETIREMENT SYSTEM

The mission of the [Public School Employees' Retirement System](#) is to serve the members and stakeholders of the system by providing timely and accurate payment of benefits, maintaining a financially sound system, prudently investing the assets of the system, clearly communicating members' and employers' rights and responsibilities and effectively managing the resources of the system.

The system is responsible for administering the School Employees' Retirement Fund, the PSERS-Defined Contribution Fund, as well as [premium assistance](#) benefits and supplemental retirement allowances for annuitants.

Programs and Goals

Public School Employees' Retirement: *To provide retirement benefits to public school employees of the Commonwealth of Pennsylvania.*

Public School Employees' Retirement System

Summary by Fund and Appropriation

(Dollar Amounts in Thousands)

	2018-19 ACTUAL	2019-20 AVAILABLE	2020-21 BUDGET
OTHER FUNDS:			
SCHOOL EMPLOYEES' RETIREMENT FUND:			
Administration.....	\$ 51,637	\$ 51,838	\$ 52,294
Investment Related Expenses.....	20,661	35,278	34,149
Investment Office Consolidation.....	0	4,000	0
(R)Health Insurance Account.....	1,910	1,967	2,001
(A)Health Options - Administration Reimbursement.....	1,247	1,408	1,414
SCHOOL EMPLOYEES' RETIREMENT FUND TOTAL.....	\$ 75,455	\$ 94,491	\$ 89,858
PSERS - DEFINED CONTRIBUTION FUND:			
(R)Administration.....	\$ 4,950	\$ 2,454	\$ 1,083
DEPARTMENT TOTAL - ALL FUNDS			
GENERAL FUND.....	\$ 0	\$ 0	\$ 0
MOTOR LICENSE FUND.....	0	0	0
LOTTERY FUND.....	0	0	0
FEDERAL FUNDS.....	0	0	0
AUGMENTATIONS.....	0	0	0
RESTRICTED.....	0	0	0
OTHER FUNDS.....	80,405	96,945	90,941
TOTAL ALL FUNDS.....	\$ 80,405	\$ 96,945	\$ 90,941

Public School Employees' Retirement System

Program Funding Summary

(Dollar Amounts in Thousands)

	2018-19 Actual	2019-20 Available	2020-21 Budget	2021-22 Estimated	2022-23 Estimated	2023-24 Estimated	2024-25 Estimated
PUBLIC SCHOOL EMPLOYEES' RETIREMENT							
GENERAL FUND.....	\$ 0	\$ 0	\$ 0	\$ 0	\$ 0	\$ 0	\$ 0
MOTOR LICENSE FUND.....	0	0	0	0	0	0	0
LOTTERY FUND.....	0	0	0	0	0	0	0
FEDERAL FUNDS.....	0	0	0	0	0	0	0
AUGMENTATIONS.....	0	0	0	0	0	0	0
RESTRICTED.....	0	0	0	0	0	0	0
OTHER FUNDS.....	80,405	96,945	90,941	90,941	90,941	90,941	90,941
SUBCATEGORY TOTAL.....	\$ 80,405	\$ 96,945	\$ 90,941	\$ 90,941	\$ 90,941	\$ 90,941	\$ 90,941
ALL PROGRAMS:							
GENERAL FUND.....	\$ 0	\$ 0	\$ 0	\$ 0	\$ 0	\$ 0	\$ 0
MOTOR LICENSE FUND.....	0	0	0	0	0	0	0
LOTTERY FUND.....	0	0	0	0	0	0	0
FEDERAL FUNDS.....	0	0	0	0	0	0	0
AUGMENTATIONS.....	0	0	0	0	0	0	0
RESTRICTED.....	0	0	0	0	0	0	0
OTHER FUNDS.....	80,405	96,945	90,941	90,941	90,941	90,941	90,941
DEPARTMENT TOTAL.....	\$ 80,405	\$ 96,945	\$ 90,941	\$ 90,941	\$ 90,941	\$ 90,941	\$ 90,941

Public School Employees' Retirement System

Program: Public School Employees' Retirement

Goal: To provide retirement benefits to public school employees of the Commonwealth of Pennsylvania.

The [Public School Employees' Retirement System \(PSERS\)](#) was established in 1917 to administer retirement benefits of eligible public school employees. The School Employees' Retirement Fund uses contributions from employees and their employers, as well as earnings from investments, to pay for annuities, disability benefits and administration of the system.

PSERS undergoes an annual independent [actuarial valuation](#) to calculate the assets and liabilities of the pension fund. Based on the actuarial valuation process and legal requirements, PSERS develops the recommended employer contribution rate. Normal retirement for most public school employees is age 60, or at any age with 35 years of service. Retirement is possible after five years of service but is actuarially reduced to the equivalent of the annuity that would have been payable at normal system retirement age.

PSERS' [investment portfolio](#) is diversified to emphasize a long-term investment approach. The return objectives are to invest the assets of the system to maximize the returns for the level of risk taken and strive to achieve a net-of-fee return that exceeds the Policy Index. The Policy Index is a custom benchmark, based on the PSERS

board-established asset allocation structure, that seeks to generate a return that meets the actuarial rate of return assumption.

PSERS' new "browser-based" system ensures the viability of PSERS' core pension administration system and provides an enhanced baseline platform with built-in features that will make future business processes and member self-service enhancements much easier to implement.

[Act 5 of 2017](#) implemented a substantial change to PSERS' operations and made significant changes to PSERS' benefit structure for new members. As of July 1, 2019, school employees who become new members of PSERS chose one of three new retirement plan options for their retirement benefits. The new plan design options include two hybrid plans consisting of defined benefit and defined contribution components and a stand-alone defined contribution plan. A stand-alone defined benefit plan is no longer available to new members as of July 1, 2019.

PSERS is also responsible for the administration of the School Retirees' Health Insurance Account that provides [premium assistance](#) benefits to retirees.

Program Recommendations:

This budget recommends the following changes: (Dollar Amounts in Thousands)

	SCHOOL EMPLOYEES' RETIREMENT FUND		PSERS - DEFINED CONTRIBUTION FUND Administration
	Administration	\$	-1,371
	\$ 456		—nonrecurring system implementation costs.
	—to continue current program.		
	Investment Office Consolidation		
	\$ -4,000		—program elimination.

In addition, \$34,149,000 in Investment Related Expenses will be used to support the financial activities of this program.

Appropriations within this Program:

(Dollar Amounts in Thousands)

	2018-19 Actual	2019-20 Available	2020-21 Budget	2021-22 Estimated	2022-23 Estimated	2023-24 Estimated	2024-25 Estimated
SCHOOL EMPLOYEES' RETIREMENT FUND:							
Administration.....	\$ 51,637	\$ 51,838	\$ 52,294	\$ 52,294	\$ 52,294	\$ 52,294	\$ 52,294
Investment Related Expenses	20,661	35,278	34,149	34,149	34,149	34,149	34,149
Investment Office Consolidation	0	4,000	0	0	0	0	0
TOTAL SCHOOL EMPLOYEES' RETIREMENT FUND	\$ 72,298	\$ 91,116	\$ 86,443	\$ 86,443	\$ 86,443	\$ 86,443	\$ 86,443
PSERS - DEFINED CONTRIBUTION FUND:							
Restricted Revenues							
Administration.....	\$ 4,950	\$ 2,454	\$ 1,083	\$ 1,083	\$ 1,083	\$ 1,083	\$ 1,083

Public School Employees' Retirement System

Program: Public School Employees' Retirement (continued)

Program Measures:	2014-15 Actual	2015-16 Actual	2016-17 Actual	2017-18 Actual	2018-19 Actual	2019-20 Estimated	2020-21 Estimated
Increase members' awareness of PSERS benefits.							
Percentage of retiring members attending counseling with PSERS	N/A	72%	70%	70%	69%	70%	70%
Provide timely and accurate retirement benefit payments.							
Total number of retired employees (annuitants), beneficiaries and survivor annuitants	213,900	219,775	224,828	235,454	233,288	236,554	243,224
Provide timely and accurate retirement benefit payments.							
Total Pension and Health Care Premium Assistance benefit payments (in billions).....	\$6.21	\$6.38	\$6.53	\$6.64	\$6.77	\$6.98	\$7.13

– THIS PAGE INTENTIONALLY LEFT BLANK –



PUBLIC UTILITY COMMISSION

The mission of the Public Utility Commission is to balance the needs of consumers and utilities to ensure safe and reliable utility service at reasonable rates; protect the public interest; educate consumers to make independent and informed utility choices; further economic development; and foster new technologies and competitive markets in an environmentally sound manner.

The commission is comprised of five members appointed by the governor with senate confirmation.

Programs and Goals

Regulation of Public Utilities: *To ensure that safe and adequate public utility services are available to the public at fair and reasonable rates.*

Summary by Fund and Appropriation

	(Dollar Amounts in Thousands)		
	2018-19	2019-20	2020-21
	ACTUAL	AVAILABLE	BUDGET
GENERAL FUND:			
<i>General Government:</i>			
(R)General Government Operations.....	\$ 74,185	\$ 75,533	\$ 78,061
(F)Natural Gas Pipeline Safety.....	3,977	4,414	4,422
(F)Motor Carrier Safety.....	2,090	1,138	1,130
Subtotal - Federal Funds.....	6,067	5,552	5,552
Subtotal - Restricted Revenues.....	74,185	75,533	78,061
Total - General Government.....	<u>\$ 80,252</u>	<u>\$ 81,085</u>	<u>\$ 83,613</u>
FEDERAL FUNDS.....	6,067	5,552	5,552
RESTRICTED REVENUES.....	74,185	75,533	78,061
GENERAL FUND TOTAL.....	<u>\$ 80,252</u>	<u>\$ 81,085</u>	<u>\$ 83,613</u>
OTHER FUNDS:			
MARCELLUS LEGACY FUND:			
Transfer to Highway Bridge Improvement (EA).....	\$ 23,343	\$ 18,216	\$ 18,697
Transfer to Environmental Stewardship Fund (EA).....	29,337	7,287	7,479
Transfer to Hazardous Sites Cleanup Fund (EA).....	19,656	18,643	18,740
County Rec Planning, Development and Rehabilitation (EA).....	14,005	10,930	11,218
Transfer to Commonwealth Financing Authority-H2O (EA).....	11,672	9,108	9,349
Transfer to Commonwealth Financing Authority (EA).....	18,675	14,573	14,958
MARCELLUS LEGACY FUND TOTAL.....	<u>\$ 116,688</u>	<u>\$ 78,757</u>	<u>\$ 80,441</u>
UNCONVENTIONAL GAS WELL FUND:			
Gas Well Fee Administration (EA).....	\$ 1,000	\$ 1,000	\$ 1,000
Conservation District Grants (EA).....	3,949	4,047	4,149
Transfer to Conservation District Fund (EA).....	3,949	4,047	4,149
Transfer to Housing Afford & Rehab Enhancement Fund (EA).....	8,225	5,000	5,000
Host Counties (EA).....	48,623	37,547	38,586
Host Municipalities (EA).....	47,282	38,590	39,658
Local Municipalities (EA).....	35,934	28,160	28,940
Transfer to Marcellus Legacy Fund (EA).....	93,372	72,865	74,790
UNCONVENTIONAL GAS WELL FUND TOTAL.....	<u>\$ 242,334</u>	<u>\$ 191,256</u>	<u>\$ 196,272</u>
DEPARTMENT TOTAL - ALL FUNDS			
GENERAL FUND.....	\$ 0	\$ 0	\$ 0
MOTOR LICENSE FUND.....	0	0	0
LOTTERY FUND.....	0	0	0
FEDERAL FUNDS.....	6,067	5,552	5,552
AUGMENTATIONS.....	0	0	0
RESTRICTED.....	74,185	75,533	78,061
OTHER FUNDS.....	359,022	270,013	276,713
TOTAL ALL FUNDS.....	<u>\$ 439,274</u>	<u>\$ 351,098</u>	<u>\$ 360,326</u>

Program Funding Summary

(Dollar Amounts in Thousands)

	2018-19 Actual	2019-20 Available	2020-21 Budget	2021-22 Estimated	2022-23 Estimated	2023-24 Estimated	2024-25 Estimated
REGULATION OF PUBLIC UTILITIES							
GENERAL FUND.....	\$ 0	\$ 0	\$ 0	\$ 0	\$ 0	\$ 0	\$ 0
MOTOR LICENSE FUND.....	0	0	0	0	0	0	0
LOTTERY FUND.....	0	0	0	0	0	0	0
FEDERAL FUNDS.....	6,067	5,552	5,552	5,552	5,552	5,552	5,552
AUGMENTATIONS.....	0	0	0	0	0	0	0
RESTRICTED.....	74,185	75,533	78,061	78,061	78,061	78,061	78,061
OTHER FUNDS.....	359,022	270,013	276,713	276,639	276,566	276,490	276,410
SUBCATEGORY TOTAL.....	\$ 439,274	\$ 351,098	\$ 360,326	\$ 360,252	\$ 360,179	\$ 360,103	\$ 360,023
ALL PROGRAMS:							
GENERAL FUND.....	\$ 0	\$ 0	\$ 0	\$ 0	\$ 0	\$ 0	\$ 0
MOTOR LICENSE FUND.....	0	0	0	0	0	0	0
LOTTERY FUND.....	0	0	0	0	0	0	0
FEDERAL FUNDS.....	6,067	5,552	5,552	5,552	5,552	5,552	5,552
AUGMENTATIONS.....	0	0	0	0	0	0	0
RESTRICTED.....	74,185	75,533	78,061	78,061	78,061	78,061	78,061
OTHER FUNDS.....	359,022	270,013	276,713	276,639	276,566	276,490	276,410
DEPARTMENT TOTAL.....	\$ 439,274	\$ 351,098	\$ 360,326	\$ 360,252	\$ 360,179	\$ 360,103	\$ 360,023

Program: Regulation of Public Utilities

Goal: To ensure that safe and adequate public utility services are available to the public at fair and reasonable rates.

The [Pennsylvania Public Utility Commission](#) balances the needs of consumers and utilities to ensure safe and reliable utility service at reasonable rates; protects the public interest; educates consumers to make independent and informed utility choices; furthers economic development; and fosters new technologies and competitive markets in an environmentally sound manner.

The commission oversees nearly 9,000 entities furnishing a variety of essential services including electricity, natural gas, telephone, water, wastewater collection and steam heat. Also included are entities furnishing transportation of passengers and property by motor coach, truck, taxicab and natural gas pipeline operators including those who transport hazardous materials. The commission also is empowered to enforce federal pipeline safety laws as they relate to non-public utility gas and hazardous liquids pipeline equipment and facilities within Pennsylvania. The commission is funded by assessments on the regulated entities based upon their operating revenues along with federal grant monies.

Utility Group	Regulated Utilities		
	2018-19	2019-20*	2020-21*
Electric Distribution	15	15	15
Gas Distribution	23	22	22
Electric Suppliers	460	452	470
Gas Suppliers	310	338	358
Telephone	341	325	310
Water/Wastewater	132	128	124
Transportation	7,726	7,760	7,740
Rate Requests Received	45	40	35
Rate Cases Completed	30	28	26

* Estimated

The focus of the commission has expanded from the traditional role of approving the cost-based rates and regulating the service of all public utilities to a broader mandate of also enabling and facilitating competitive markets for the electric, natural gas and telecommunications

industries. The commission experiences a steady number of rate requests from electric, natural gas and water companies. Commission approval of mergers and acquisitions is an ongoing process, especially affecting the water and telecommunications industries.

The commission also:

- collects unconventional gas well impact fees under [Act 13 of 2012](#) and distributes the proceeds to counties and municipalities;
- ensures Pennsylvania's seven largest electric distribution companies develop [energy efficiency and conservation](#) plans to reduce the amount of electricity consumed by residential and business consumers;
- enforces the [statute](#) requiring electric distribution companies and generation suppliers to include electricity generated from alternative energy resources in their sales to retail customers;
- monitors the [broadband](#) deployment initiatives requiring participating incumbent local exchange carriers to provide access to broadband service to all Pennsylvanians at minimum speed standards for uploads and downloads;
- ensures that telecommunications services for [eligible low-income consumers and households](#) meet or exceed national standards;
- reviews petitions authorized under [Act 11 of 2012](#) by jurisdictional water and wastewater, natural gas and electric utilities to implement a distribution system improvement charge (DSIC) funding infrastructure upgrades;
- provides oversight of transportation services under [Act 164 of 2016](#), including services ranging from traditional taxis and limousines to ride-hailing Transportation Network Companies.

Program Recommendations:

This budget recommends the following change from the restricted account:
(Dollar Amounts in Thousands)

General Government Operations
\$ 2,528 —to continue current program, including providing for enhanced gas safety inspection efforts.

In addition, this budget includes distributions of \$80,441,000 from the Marcellus Legacy Fund and \$196,272,000 from the Unconventional Gas Well Fund in accordance with Act 13 of 2012.

Public Utility Commission

Program: Regulation of Public Utilities (continued)

Appropriations within this Program:

(Dollar Amounts in Thousands)

	2018-19 Actual	2019-20 Available	2020-21 Budget	2021-2122 Estimated	2022-23 Estimated	2023-24 Estimated	2024-25 Estimated
GENERAL FUND:							
Restricted Revenues							
General Government Operations	\$ 74,185	\$ 75,533	\$ 78,061	\$ 78,061	\$ 78,061	\$ 78,061	\$ 78,061

Program Measures:

	2014-15 Actual	2015-16 Actual	2016-17 Actual	2017-18 Actual	2018-19 Actual	2019-20 Estimated	2020-21 Estimated
Maintain safe and reliable utility services at affordable rates for consumers.							
Audits conducted - Fixed utilities							
Special	176	374	384	373	375	371	392
Management	8	10	9	6	11	8	8
Audits conducted - Enforcement/investigations							
Gas safety	1,388	1,200	1,000	1,150	1,250	1,350	1,375
Audits conducted - Transportation							
Rail safety	1,683	2,056	1,900	2,000	2,050	2,050	2,025
Motor safety	13,520	8,000	8,000	8,300	8,500	8,500	8,500

– THIS PAGE INTENTIONALLY LEFT BLANK –



DEPARTMENT OF REVENUE

The mission of the Department of Revenue is to fairly, efficiently and accurately administer the tax laws and other revenue programs of the commonwealth to fund necessary government services.

The department collects all tax levies as well as various fees, fines and other monies due the commonwealth. The department also supervises the administration and collection of monies for the first and second class county sales tax and various special funds.

The department prepares the official estimates of the tax yield due the commonwealth and analyzes the effect on revenues of proposed changes in either the laws or the tax structure of the commonwealth.

Programs and Goals

Revenue Collection and Administration: *To assure the availability of resources for the commonwealth's programs through the equitable and efficient administration of Pennsylvania's revenue system.*

Community Development and Preservation: *To equitably distribute the Public Utility Realty Tax to all reporting local taxing authorities.*

Homeowners and Renters Assistance: *To increase economic stability by assisting eligible Pennsylvania citizens to maintain their homes.*

Summary by Fund and Appropriation

	(Dollar Amounts in Thousands)		
	2018-19	2019-20	2020-21
	ACTUAL	AVAILABLE	BUDGET
GENERAL FUND:			
General Government:			
General Government Operations.....	\$ 145,596	\$ 148,511	\$ 152,239
(A)Enhanced Revenue Collections.....	30,000	0	0
(A)Services to Special Funds.....	14,217	12,976	12,977
(A)EDP and Staff Support.....	6,564	6,129	6,129
(A)Reimbursed Costs from Other Agencies.....	542	1,100	1,100
(A)AOPC Intercept Administrative Costs.....	478	192	192
(A)Tax Information.....	1,129	1,070	1,070
(A)Local Sales Tax.....	7,056	6,600	6,600
(A)Cost of Collecting Philadelphia Cigarette Tax.....	828	810	810
(A)Cigarette Tax Enforcement.....	0	450	450
(A)Cigarette Fines and Penalties.....	51	62	62
(A)BTFT - Fines and Penalties.....	0	100	100
(A)Small Games of Chance.....	251	275	275
(A)RTT Local Collection.....	235	188	188
(A)Prepaid Wireless E-911.....	25	5	5
(A)Sale of Equipment.....	2	0	0
Technology and Process Modernization.....	4,700	5,700	5,000
Commissions - Inheritance & Realty Transfer Taxes (EA).....	10,723	8,407	8,763
(R)Enhanced Revenue Collection Account.....	0	30,000	30,000
 (R)Host Municipality Tavern Games Local Share Account.....	 123	 110	 110
Subtotal - State Funds.....	\$ 161,019	\$ 162,618	\$ 166,002
Subtotal - Augmentations.....	61,378	29,957	29,958
Subtotal - Restricted Revenues.....	123	30,110	30,110
Total - General Government.....	<u>\$ 222,520</u>	<u>\$ 222,685</u>	<u>\$ 226,070</u>
Grants and Subsidies:			
Distribution of Public Utility Realty Tax.....	\$ 28,959	\$ 29,687	\$ 28,017
STATE FUNDS.....	\$ 189,978	\$ 192,305	\$ 194,019
AUGMENTATIONS.....	61,378	29,957	29,958
RESTRICTED REVENUES.....	123	30,110	30,110
GENERAL FUND TOTAL.....	<u>\$ 251,479</u>	<u>\$ 252,372</u>	<u>\$ 254,087</u>
MOTOR LICENSE FUND:			
General Government:			
Collections - Liquid Fuels Tax.....	\$ 19,285	\$ 19,285	\$ 23,136
Refunds:			
Refunding Liquid Fuels Tax (EA).....	\$ 30,400	\$ 26,075	\$ 28,700
MOTOR LICENSE FUND TOTAL.....	<u>\$ 49,685</u>	<u>\$ 45,360</u>	<u>\$ 51,836</u>
LOTTERY FUND:			
General Government:			
General Operations (EA).....	\$ 74,396	\$ 78,842	\$ 66,848
(A)License Fees.....	155	150	153
(A)Sale of Automobiles and Other Vehicles.....	0	15	15
(A)Annuity Assignment Fees.....	5	15	15
Lottery Advertising (EA).....	51,000	51,000	51,000
(A)Reimbursed Costs from Other Agencies.....	0	500	500
Property Tax Rent Rebate - General Operations (EA).....	15,298	15,651	21,024
On-Line Vendor Commissions (EA).....	55,495	42,178	44,145
Instant Vendor Commissions (EA).....	32,861	33,199	34,331
iLottery Vendor Commissions (EA).....	0	1,113	7,469
Payment of Prize Money (EA).....	414,381	382,000	399,713
Subtotal - State Funds.....	\$ 643,431	\$ 603,983	\$ 624,530
Subtotal - Augmentations.....	160	680	683

Summary by Fund and Appropriation

	(Dollar Amounts in Thousands)		
	2018-19 ACTUAL	2019-20 AVAILABLE	2020-21 BUDGET
Total - General Government.....	\$ 643,591	\$ 604,663	\$ 625,213
Grants and Subsidies:			
Property Tax & Rent Assistance for Older Pennsylvanians (EA).....	\$ 251,200	\$ 243,300	\$ 239,100
STATE FUNDS.....	\$ 894,631	\$ 847,283	\$ 863,630
AUGMENTATIONS.....	160	680	683
LOTTERY FUND TOTAL.....	\$ 894,791	\$ 847,963	\$ 864,313
OTHER FUNDS:			
FANTASY CONTEST FUND:			
(R)Fantasy Contest Operations.....	\$ 6	\$ 210	\$ 418
PA RACE HORSE DEVELOPMENT TRUST FUND:			
Transfer to State Racing - Drug Testing.....	\$ 10,066	\$ 10,066	\$ 0
Transfer to State Racing - Promotion of Racing (EA).....	2,358	2,376	2,393
PA RACE HORSE DEVELOPMENT TRUST FUND TOTAL.....	\$ 12,424	\$ 12,442	\$ 2,393
PROPERTY TAX RELIEF FUND:			
Transfer to the State Lottery Fund (EA).....	\$ 0 ^a	\$ 0 ^a	\$ 0 ^a
RACING FUND:			
Collections - State Racing.....	\$ 244	\$ 246	\$ 261
STATE GAMING FUND:			
(R)General Operations.....	\$ 8,267	\$ 8,687	\$ 8,687
Transfer to Compulsive/Problem Gambling Treatment Fund (EA).....	0 ^b	0 ^b	0 ^b
Transfer to the Property Tax Relief Fund (EA).....	0 ^c	0 ^c	0 ^c
STATE GAMING FUND TOTAL.....	\$ 8,267	\$ 8,687	\$ 8,687
VIDEO GAMING FUND:			
(R)Video Gaming Operations.....	\$ 0	\$ 324 ^d	\$ 2,795 ^e
DEPARTMENT TOTAL - ALL FUNDS			
GENERAL FUND.....	\$ 189,978	\$ 192,305	\$ 194,019
MOTOR LICENSE FUND.....	49,685	45,360	51,836
LOTTERY FUND.....	894,631	847,283	863,630
FEDERAL FUNDS.....	0	0	0
AUGMENTATIONS.....	61,538	30,637	30,641
RESTRICTED.....	123	30,110	30,110
OTHER FUNDS.....	20,941	21,909	14,554
TOTAL ALL FUNDS.....	\$ 1,216,896	\$ 1,167,604	\$ 1,184,790

^a Not added to avoid double counting with the program expenditures from the Lottery Fund: 2018-19 Actual is \$141,700,000, 2019-20 Available is \$146,300,000, and 2020-21 Budget is \$118,700,000.

^b Not added to avoid double counting with the program expenditures from the Compulsive and Problem Gambling Treatment Fund shown in the Department of Drug and Alcohol Programs: 2018-19 Actual is \$7,619,000, 2019-20 Available is \$7,431,000, and 2020-21 Budget is \$7,662,000.

^c Not added to avoid double counting with the program expenditures from the Property Tax Relief Fund shown in the Department of Education: 2018-19 Actual is \$619,500,000, 2019-20 Available is \$620,500,000, and 2020-21 Budget is \$620,500,000.

^d Projected lapse of \$170,000 based on estimated assessment fee revenues.

^e Includes \$567,000 for administration and \$2,228,000 for reimbursement of start-up costs.

Program Funding Summary

(Dollar Amounts in Thousands)

	2018-19 Actual	2019-20 Available	2020-21 Budget	2021-22 Estimated	2022-23 Estimated	2023-24 Estimated	2024-25 Estimated
REVENUE COLLECTION AND ADMINISTRATION							
GENERAL FUND.....	\$ 161,019	\$ 162,618	\$ 166,002	\$ 167,002	\$ 169,002	\$ 171,002	\$ 165,002
MOTOR LICENSE FUND.....	49,685	45,360	51,836	49,139	49,139	49,139	49,139
LOTTERY FUND.....	643,431	603,983	624,530	616,421	617,306	618,351	619,457
FEDERAL FUNDS.....	0	0	0	0	0	0	0
AUGMENTATIONS.....	61,538	30,637	30,641	30,641	30,641	30,641	30,641
RESTRICTED.....	123	30,110	30,110	30,110	30,110	30,110	30,110
OTHER FUNDS.....	20,941	21,909	14,554	12,326	12,326	12,326	12,326
SUBCATEGORY TOTAL.....	\$ 936,737	\$ 894,617	\$ 917,673	\$ 905,639	\$ 908,524	\$ 911,569	\$ 906,675
COMMUNITY DEVELOPMENT AND PRESERVATION							
GENERAL FUND.....	\$ 28,959	\$ 29,687	\$ 28,017	\$ 28,017	\$ 28,017	\$ 28,017	\$ 28,017
MOTOR LICENSE FUND.....	0	0	0	0	0	0	0
LOTTERY FUND.....	0	0	0	0	0	0	0
FEDERAL FUNDS.....	0	0	0	0	0	0	0
AUGMENTATIONS.....	0	0	0	0	0	0	0
RESTRICTED.....	0	0	0	0	0	0	0
OTHER FUNDS.....	0	0	0	0	0	0	0
SUBCATEGORY TOTAL.....	\$ 28,959	\$ 29,687	\$ 28,017	\$ 28,017	\$ 28,017	\$ 28,017	\$ 28,017
HOMEOWNERS AND RENTERS ASSISTANCE							
GENERAL FUND.....	\$ 0	\$ 0	\$ 0	\$ 0	\$ 0	\$ 0	\$ 0
MOTOR LICENSE FUND.....	0	0	0	0	0	0	0
LOTTERY FUND.....	251,200	243,300	239,100	234,900	230,800	226,800	222,800
FEDERAL FUNDS.....	0	0	0	0	0	0	0
AUGMENTATIONS.....	0	0	0	0	0	0	0
RESTRICTED.....	0	0	0	0	0	0	0
OTHER FUNDS.....	0	0	0	0	0	0	0
SUBCATEGORY TOTAL.....	\$ 251,200	\$ 243,300	\$ 239,100	\$ 234,900	\$ 230,800	\$ 226,800	\$ 222,800
ALL PROGRAMS:							
GENERAL FUND.....	\$ 189,978	\$ 192,305	\$ 194,019	\$ 195,019	\$ 197,019	\$ 199,019	\$ 193,019
MOTOR LICENSE FUND.....	49,685	45,360	51,836	49,139	49,139	49,139	49,139
LOTTERY FUND.....	894,631	847,283	863,630	851,321	848,106	845,151	842,257
FEDERAL FUNDS.....	0	0	0	0	0	0	0
AUGMENTATIONS.....	61,538	30,637	30,641	30,641	30,641	30,641	30,641
RESTRICTED.....	123	30,110	30,110	30,110	30,110	30,110	30,110
OTHER FUNDS.....	20,941	21,909	14,554	12,326	12,326	12,326	12,326
DEPARTMENT TOTAL.....	\$ 1,216,896	\$ 1,167,604	\$ 1,184,790	\$ 1,168,556	\$ 1,167,341	\$ 1,166,386	\$ 1,157,492

Program: Revenue Collection and Administration

Goal: To assure the availability of resources for the commonwealth's programs through the equitable and efficient administration of Pennsylvania's revenue system.

This program administers the commonwealth's revenue statutes by assessing and collecting various taxes. Major revenue sources for the General Fund include corporation, personal income, inheritance, sales and use, cigarette, beverage and realty transfer taxes. Tax revenue is also collected for the first and second class county sales taxes and for the Motor License, Racing and Gaming Funds.

The department continues to expand the use of automated procedures thereby permitting quick deposit of funds and review of a tax return's accuracy. Automated processes exist that assist taxpayers in filing accurately and more efficiently. These include the [Electronic Tax Information Data Exchange System](#), an internet system for filing business taxes such as sales tax, employer withholding tax, liquid fuels tax, fuel tax and corporation

tax extensions and estimates. There are also electronic systems for filing and [payment of personal income tax](#). Revenue collection efforts are being enhanced to improve violation enforcement and improve business practices. To ensure fairness in tax administration, the department audits and verifies tax returns to detect fraud and non-filers. In addition, there is an extensive delinquent tax collection effort that involves automation as well as traditional tax collection methods.

This program is responsible for the administration of the [State Lottery](#). Through a network of private retailers, the commonwealth sells lottery tickets, the proceeds of which support [programs for older Pennsylvanians](#).

Program Recommendation:

This budget recommends the following changes: (Dollar Amounts in Thousands)

<p>GENERAL FUND:</p> <p>General Government Operations —to continue current program.</p> <p>\$ 3,728</p> <p>Technology and Process Modernization —to continue current program.</p> <p>\$ -700</p> <p>Commissions - Inheritance & Realty Transfer Taxes (EA) —to continue current program.</p> <p>\$ 356</p> <p>MOTOR LICENSE FUND:</p> <p>Collections - Liquid Fuels Tax —to continue current program. —for technology and process modernization.</p> <p>\$ 1,154 <u>2,697</u></p> <p>\$ 3,851 <i>Appropriation Increase</i></p> <p>Refunding Liquid Fuels Tax (EA) —based on current estimates.</p> <p>\$ 2,625</p> <p>LOTTERY FUND:</p> <p>General Operations (EA) —to continue current program. —nonrecurring operating costs.</p> <p>\$ 9,497 <u>-21,491</u></p> <p>\$ -11,994 <i>Appropriation Decrease</i></p>	<p>Property Tax Rent Rebate - General Operations (EA) —to continue current program. —for technology and process modernization.</p> <p>\$ 1,584 <u>3,789</u></p> <p>\$ 5,373 <i>Appropriation Increase</i></p> <p>On-Line Vendor Commissions (EA) —based on the latest projection of program requirements.</p> <p>\$ 1,967</p> <p>Instant Vendor Commissions (EA) —based on the latest projection of program requirements.</p> <p>\$ 1,132</p> <p>iLottery Vendor Commissions (EA) —based on the latest projection of program requirements.</p> <p>\$ 6,356</p> <p>Payment of Prize Money (EA) —based on the latest projection of program requirements.</p> <p>\$ 17,713</p>
--	--

The Lottery Advertising executive authorization is recommended at the current year funding level.

Program: Revenue Collection and Administration (continued)

Appropriations within this Program:

(Dollar Amounts in Thousands)

	2018-19 Actual	2019-20 Available	2020-21 Budget	2021-22 Estimated	2022-23 Estimated	2023-24 Estimated	2024-25 Estimated
GENERAL FUND:							
General Government Operations	\$ 145,596	\$ 148,511	\$ 152,239	\$ 152,239	\$ 152,239	\$ 152,239	\$ 152,239
Technology and Process Modernization....	4,700	5,700	5,000	6,000	8,000	10,000	4,000
Commissions - Inheritance & Realty							
Transfer Taxes (EA).....	10,723	8,407	8,763	8,763	8,763	8,763	8,763
TOTAL GENERAL FUND	\$ 161,019	\$ 162,618	\$ 166,002	\$ 167,002	\$ 169,002	\$ 171,002	\$ 165,002
MOTOR LICENSE FUND:							
Collections - Liquid Fuels Tax.....	\$ 19,285	\$ 19,285	\$ 23,136	\$ 20,439	\$ 20,439	\$ 20,439	\$ 20,439
Refunding Liquid Fuels Tax (EA).....	30,400	26,075	28,700	28,700	28,700	28,700	28,700
TOTAL MOTOR LICENSE FUND.....	\$ 49,685	\$ 45,360	\$ 51,836	\$ 49,139	\$ 49,139	\$ 49,139	\$ 49,139
LOTTERY FUND:							
General Operations (EA).....	\$ 74,396	\$ 78,842	\$ 66,848	\$ 61,500	\$ 61,500	\$ 61,500	\$ 61,500
Lottery Advertising (EA).....	51,000	51,000	51,000	51,000	51,000	51,000	51,000
Property Tax Rent Rebate - General							
Operations (EA).....	15,298	15,651	21,024	17,235	17,235	17,235	17,235
On-Line Vendor Commissions (EA).....	55,495	42,178	44,145	44,221	44,283	44,361	44,445
Instant Vendor Commissions (EA).....	32,861	33,199	34,331	34,589	34,848	35,109	35,373
iLottery Vendor Commissions (EA).....	0	1,113	7,469	7,469	7,469	7,469	7,469
Payment of Prize Money (EA).....	414,381	382,000	399,713	400,407	400,971	401,677	402,435
TOTAL LOTTERY FUND.....	\$ 643,431	\$ 603,983	\$ 624,530	\$ 616,421	\$ 617,306	\$ 618,351	\$ 619,457

Program Measures:

	2014-15 Actual	2015-16 Actual	2016-17 Actual	2017-18 Actual	2018-19 Actual	2019-20 Estimated	2020-21 Estimated
Continually Improve Customer Service.							
Average wait time of customer phone calls to the Customer Experience Center (in minutes).....	11.12	7.55	10.23	11.48	18.00	16.00	14.00
Continually Improve Business Processes and Technology.							
Percentage of returns filed electronically.....	N/A	N/A	N/A	N/A	84.8%	89.8%	90.6%
Continually Improve Lottery Sales and Net Profits.							
Lottery active points of sale.....	16,006	16,228	17,587	18,267	18,463	20,007	20,437
Continually Improve Public Confidence.							
Percentage of refunds paid by the required timeframe	N/A	N/A	96%	91%	95%	95%	95%

Program: Community Development and Preservation

Goal: To equitably distribute the Public Utility Realty Tax to all reporting local taxing authorities.

A 1968 amendment to the state constitution exempted public utilities from locally administered property taxes and authorized the collection of a similar statewide tax known as the [Public Utility Realty Tax](#). The proceeds of the tax are distributed to each local taxing authority thereby providing local revenue while ensuring fair treatment for utilities.

The distribution is based on the ratio between the total tax receipts of a local taxing authority and the total tax receipts of all reporting tax authorities. This ratio is then applied to the total amount of taxes that reporting authorities could have collected had they been able to directly tax public utility realty.

Program Recommendation:

This budget recommends the following changes: (Dollar Amounts in Thousands)

\$ -1,670 **Distribution of Public Utility Realty Tax**
—reflects normal fluctuations in tax assessments.

Appropriations within this Program:

(Dollar Amounts in Thousands)

	2018-19 Actual	2019-20 Available	2020-21 Budget	2021-22 Estimated	2022-23 Estimated	2023-24 Estimated	2024-25 Estimated
GENERAL FUND:							
Distribution of Public Utility Realty Tax	\$ 28,959	\$ 29,687	\$ 28,017	\$ 28,017	\$ 28,017	\$ 28,017	\$ 28,017

Program: Homeowners and Renters Assistance

Goal: To increase economic stability by assisting eligible Pennsylvania citizens to maintain their homes.

This program allows Pennsylvanians 65 years of age or older, surviving spouses over 50, and permanently disabled citizens 18 years of age or older who meet household income limits to lead fuller lives by restoring a portion of their income through property tax and rent rebate assistance.

The [Property Tax and Rent Rebate Program](#) provides eligible homeowners with household incomes of \$35,000

or less with rebates from \$250 to \$650. Renters with household incomes of \$15,000 or less qualify for rebates from \$500 to \$650. Certain homeowners with incomes under \$30,000 may be eligible for supplemental assistance that brings the maximum rebate to \$975.

In 2018-19, the average tax assistance payment was \$442, and the average rent rebate was \$546.

Program Recommendation:

This budget recommends the following changes: (Dollar Amounts in Thousands)

Property Tax & Rent Assistance for Older Pennsylvanians (EA)
 \$ -4,200 —based on current estimates of participation.

Appropriations within this Program:

(Dollar Amounts in Thousands)

	2018-19 Actual	2019-20 Available	2020-21 Budget	2021-22 Estimated	2022-23 Estimated	2023-24 Estimated	2024-25 Estimated
LOTTERY FUND:							
Property Tax & Rent Assistance for Older Pennsylvanians (EA).....	\$ 251,200	\$ 243,300	\$ 239,100	\$ 234,900	\$ 230,800	\$ 226,800	\$ 222,800

Program Measures:

	2014-15 Actual	2015-16 Actual	2016-17 Actual	2017-18 Actual	2018-19 Actual	2019-20 Estimated	2020-21 Estimated
--	-------------------	-------------------	-------------------	-------------------	-------------------	----------------------	----------------------

Continually Improve Business Processes and Technology.

Property Tax/Rent Rebate claims paid by July 1st (for applications received by June 1st).....	N/A	N/A	92%	89%	90%	95%	95%
---	-----	-----	-----	-----	-----	-----	-----



DEPARTMENT OF STATE

The mission of the [Department of State](#) is to promote the integrity of the electoral process; to provide the initial infrastructure for economic development through corporate organizations and transactions; and to protect the health, safety and welfare of the public. The department will encourage the highest standards of ethics and competence in the areas of elections, campaign finance, notarization, professional and occupational licensure, charitable solicitation and professional boxing, wrestling and mixed martial arts. Through the implementation of the latest technology, the department will provide exceptional public service and will remain a leader in all regulatory and enforcement policies and practices aimed at protecting every resident of the commonwealth.

The Department of State is administered by the Secretary of the Commonwealth and includes the Bureau of Corporations and Charitable Organizations; the Bureau of Elections and Notary Services; the Bureau of Election Security and Technology; the Bureau of Campaign Finance and Civic Engagement; the State Athletic Commission; the Bureau of Enforcement and Investigation; and the Bureau of Professional and Occupational Affairs, which provides support to 29 professional and occupational licensing boards and commissions.

Programs and Goals

Consumer Protection: *To protect the consumer from fraudulent solicitation and unqualified professional and occupational practitioners and establishments.*

Summary by Fund and Appropriation

(Dollar Amounts in Thousands)

	2018-19 ACTUAL	2019-20 AVAILABLE	2020-21 BUDGET
GENERAL FUND:			
General Government:			
General Government Operations.....	\$ 4,644	\$ 4,319	\$ 5,889
(F)Federal Election Reform.....	21,711	20,046	30,194
(F)Occupational Licensing Assessment.....	0	2,500	0
(F)Occupational Licensing Assessment (EA).....	422	365	301
(A)Departmental Services.....	0 ^a	0 ^a	0 ^a
(R)Professional and Occupational Affairs.....	49,723	55,525	56,700
(R)State Board of Medicine.....	9,031	9,581	9,248
(R)State Board of Osteopathic Medicine.....	2,422	2,564	2,532
(R)State Board of Podiatry.....	300	420	393
(R)State Athletic Commission.....	647	845	868
(R)Bureau of Corporations and Charitable Organizations (EA).....	7,450	8,071	7,944
Subtotal.....	<u>\$ 96,350</u>	<u>\$ 104,236</u>	<u>\$ 114,069</u>
Statewide Uniform Registry of Electors.....	4,107	7,305	9,678
Voter Registration and Education.....	482	494	501
Lobbying Disclosure.....	235	294	323
(R)Lobbying Disclosure.....	510	538	500
Subtotal.....	<u>\$ 745</u>	<u>\$ 832</u>	<u>\$ 823</u>
Publishing Constitutional Amendments (EA).....	1,275	1,375	1,275
Electoral College.....	0	0	10
Subtotal - State Funds.....	\$ 10,743	\$ 13,787	\$ 17,676
Subtotal - Federal Funds.....	22,133	22,911	30,495
Subtotal - Restricted Revenues.....	70,083	77,544	78,185
Total - General Government.....	<u>\$ 102,959</u>	<u>\$ 114,242</u>	<u>\$ 126,356</u>
Grants and Subsidies:			
Voting of Citizens in Military Service.....	\$ 20	\$ 20	\$ 20
County Election Expenses (EA).....	400	400	400
Total - Grants and Subsidies.....	<u>\$ 420</u>	<u>\$ 420</u>	<u>\$ 420</u>
STATE FUNDS.....	\$ 11,163	\$ 14,207	\$ 18,096
FEDERAL FUNDS.....	22,133	22,911	30,495
RESTRICTED REVENUES.....	70,083	77,544	78,185
GENERAL FUND TOTAL.....	<u>\$ 103,379</u>	<u>\$ 114,662</u>	<u>\$ 126,776</u>
OTHER FUNDS:			
REAL ESTATE RECOVERY FUND:			
Real Estate Recovery Payments (EA).....	\$ 401	\$ 150	\$ 150
DEPARTMENT TOTAL - ALL FUNDS			
GENERAL FUND.....	\$ 11,163	\$ 14,207	\$ 18,096
MOTOR LICENSE FUND.....	0	0	0
LOTTERY FUND.....	0	0	0
FEDERAL FUNDS.....	22,133	22,911	30,495
AUGMENTATIONS.....	0	0	0
RESTRICTED.....	70,083	77,544	78,185
OTHER FUNDS.....	401	150	150
TOTAL ALL FUNDS.....	<u>\$ 103,780</u>	<u>\$ 114,812</u>	<u>\$ 126,926</u>

^a Not added to avoid double counting: 2018-19 Actual is \$6,900,000, 2019-20 Available is \$5,407,000 and 2020-21 Budget is \$5,362,000.

Program Funding Summary

(Dollar Amounts in Thousands)

	2018-19 Actual	2019-20 Available	2020-21 Budget	2021-22 Estimated	2022-23 Estimated	2023-24 Estimated	2024-25 Estimated
CONSUMER PROTECTION							
GENERAL FUND.....	\$ 11,163	\$ 14,207	\$ 18,096	\$ 16,086	\$ 16,086	\$ 16,086	\$ 16,096
MOTOR LICENSE FUND.....	0	0	0	0	0	0	0
LOTTERY FUND.....	0	0	0	0	0	0	0
FEDERAL FUNDS.....	22,133	22,911	30,495	20,495	20,495	20,495	20,495
AUGMENTATIONS.....	0	0	0	0	0	0	0
RESTRICTED.....	70,083	77,544	78,185	78,185	78,185	78,185	78,185
OTHER FUNDS.....	401	150	150	150	150	100	100
SUBCATEGORY TOTAL.....	\$ 103,780	\$ 114,812	\$ 126,926	\$ 114,916	\$ 114,916	\$ 114,866	\$ 114,876
ALL PROGRAMS:							
GENERAL FUND.....	\$ 11,163	\$ 14,207	\$ 18,096	\$ 16,086	\$ 16,086	\$ 16,086	\$ 16,096
MOTOR LICENSE FUND.....	0	0	0	0	0	0	0
LOTTERY FUND.....	0	0	0	0	0	0	0
FEDERAL FUNDS.....	22,133	22,911	30,495	20,495	20,495	20,495	20,495
AUGMENTATIONS.....	0	0	0	0	0	0	0
RESTRICTED.....	70,083	77,544	78,185	78,185	78,185	78,185	78,185
OTHER FUNDS.....	401	150	150	150	150	100	100
DEPARTMENT TOTAL.....	\$ 103,780	\$ 114,812	\$ 126,926	\$ 114,916	\$ 114,916	\$ 114,866	\$ 114,876

Program: Consumer Protection

Goal: To protect the consumer from fraudulent solicitation and unqualified professional and occupational practitioners and establishments.

The [Department of State](#) administers several programs within the Consumer Protection Program.

Protection of the Electoral Process

This program ensures efficiency, uniformity, integrity and security in the administration of the Election Code. The Pennsylvania Voter Registration Act integrates voter registration into driver's license applications and complies with the National Voter Registration Act. A statewide voter registration database serves as the official registry of all voters in the commonwealth. The [Bureau of Election](#) and [Notary Services](#) reviews nomination petitions for compliance with statutory standards and are processed for inclusion on the ballot. As required by the Election Code, committees file campaign expense reports with the Bureau of [Campaign Finance](#) and [Civic Engagement](#), and the public is provided the opportunity to review the reports. The department tabulates, publishes and disseminates statistics for both voter registration and all elections. It also serves as the primary repository of the maps and descriptions of over 9,000 election precincts.

The Bureau of [Election Security](#) and [Technology](#) works with county election officials, election stakeholders and federal and state security and law enforcement partners to maintain a secure and safe electoral process in Pennsylvania. These partnerships supplement the commonwealth's ongoing efforts to maintain the security and integrity of the statewide voter registry and other election-related software applications. This also enables the department to connect counties with free or low-cost training opportunities to supplement their own efforts to secure election infrastructure. The Bureau of Election Security and Technology also provides support for online services, like [Online Voter Registration](#) and [Online Absentee Ballot Request](#).

The department is working with counties to implement a newer generation of voting systems that utilize a [modern and secure](#) platform and that employ a [voter verifiable paper record](#). These systems will provide enhanced voter confidence in the electoral process, increased resiliency of our election process and meaningful auditability of election results. All counties are expected to transition to a new voting system no later than the 2020 Primary Election.

Protection through Voter Record Accuracy and Integrity

The department also develops and maintains an integrated voter registration database containing all electors in the commonwealth. The integrated Statewide Uniform Registry of Electors (SURE) database also

includes an electronic voter registration application that makes registration easier and more convenient while enhancing the accuracy of the voter rolls. In addition to supporting public-facing web applications to assist commonwealth voters, the database also supports county election offices and their voter list maintenance activities to maintain up-to-date and accurate voter rolls.

Protection of Public Health and Safety through Professional Licensing

This program protects the health and safety of the public from fraudulent and unethical practitioners through the administration of the professional and occupational licensing programs. The 29 licensing boards and commissions, established by statute, ensure that professionals provide high-quality and safe services to the citizens of the commonwealth. To accomplish this, these boards and commissions have been authorized to set standards for both initial licensure and practice and to enforce standards.

The [Bureau of Professional and Occupational Affairs](#) works with [board and commission members](#), professional occupation stakeholders and the licensing community to modernize operations and administers licensure in the commonwealth. The bureau successfully released the [Pennsylvania Licensing System \(PALS\)](#) and will continue to pursue and implement solutions to modernize the licensing process through the reduction of processing times, increased electronic and automated workflows and continuous improvement of existing processes and technologies.

Protection through Regulation of Consumer Products and Promotion of Fair Business Practices

This program encompasses the activities of the Bureau of Corporations and Charitable Organizations and the State Athletic Commission.

The [Bureau of Corporations and Charitable Organizations](#) maintains the records repository of more than 3 million companies that do business in the commonwealth and serves as the centralized filing office for [Uniform Commercial Code](#) financing statements. To register a business, online filing is available through [PennFile](#) to ensure expeditious processing of corporate documents. The bureau also administers the state's charitable solicitation law. It maintains [registration](#) and financial information on over 13,000 charities soliciting in the commonwealth, as well as more than 450 professional solicitors and fundraising counsels.

The [State Athletic Commission](#) monitors and regulates

Program: Consumer Protection (continued)

all professional and amateur boxing, kickboxing and mixed martial arts events, professional wrestling contests and the licensing of all persons who participate in these events. The individual license categories include announcer, agent, boxer, judge, manager, matchmaker, physician, promoter

(including those promoting professional wrestling), referee, second, timekeeper, trainer and athletic agents. The commission is financially self-sufficient and relies solely from relevant license fees.

Program Recommendations:

This budget recommends the following changes: (Dollar Amounts in Thousands)

GENERAL FUND	
General Government Operations	
\$ 775	—to continue current program.
795	—Initiative—for elections modernization implementation.
<u>\$ 1,570</u>	<i>Appropriation Increase</i>
Statewide Uniform Registry of Electors	
\$ 538	—to continue current program.
1,835	—to replace loss of federal funds used for maintenance of systems.
<u>\$ 2,373</u>	<i>Appropriation Increase</i>
Voter Registration and Education	
\$ 7	—to continue current program.
Lobbying Disclosure	
\$ 29	—based on most recent projection of biennial fees.
Publishing Constitutional Amendments (EA)	
\$ -100	—nonrecurring costs associated with advertising and publishing proposed Constitutional Amendments.
Electoral College	
\$ 10	—travel and contingent expenses of presidential electors.

This budget includes \$500,000 in augmentations to support Lobbying Disclosure. This augmentation is provided through a \$300 biennial fee.

This budget also recommends the following changes in appropriations and executive authorizations from restricted accounts:

\$ 1,175	Professional and Occupational Affairs —to continue current program.
\$ -333	State Board of Medicine —to continue current program.
\$ -32	State Board of Osteopathic Medicine —to continue current program.
\$ -27	State Board of Podiatry —to continue current program.
\$ 23	State Athletic Commission —to continue current program.
\$ -127	Bureau of Corporations and Charitable Organizations (EA) —to continue current program.

Recommendations assume that fees for all boards will be sufficient to fund the recommended expenditure levels.

All other appropriations are recommended at the current year funding levels.

Appropriations within this Program:

(Dollar Amounts in Thousands)

	2018-19 Actual	2019-20 Available	2020-21 Budget	2021-22 Estimated	2022-23 Estimated	2023-24 Estimated	2024-25 Estimated
GENERAL FUND:							
General Government Operations	\$ 4,644	\$ 4,319	\$ 5,889	\$ 5,889	\$ 5,889	\$ 5,889	\$ 5,889
Statewide Uniform Registry of Electors	4,107	7,305	9,678	7,678	7,678	7,678	7,678
Voter Registration and Education	482	494	501	501	501	501	501
Lobbying Disclosure	235	294	323	323	323	323	323
Publishing Constitutional Amendments (EA)	1,275	1,375	1,275	1,275	1,275	1,275	1,275
Electoral College	0	0	10	0	0	0	10
Voting of Citizens in Military Service	20	20	20	20	20	20	20
County Election Expenses (EA)	400	400	400	400	400	400	400
TOTAL GENERAL FUND	<u>\$ 11,163</u>	<u>\$ 14,207</u>	<u>\$ 18,096</u>	<u>\$ 16,086</u>	<u>\$ 16,086</u>	<u>\$ 16,086</u>	<u>\$ 16,096</u>

Program: Consumer Protection (continued)

Program Measures:	2014-15 Actual	2015-16 Actual	2016-17 Actual	2017-18 Actual	2018-19 Actual	2019-20 Estimated	2020-21 Estimated
Regulate all State Athletic Commission sports in a safe and orderly manner by professionally licensing athletes and ensuring rules and regulations are followed at all wrestling, boxing and mixed martial arts events.							
Number of wrestling events; professional and amateur boxing events and kickboxing events; and mixed martial arts events.....	496	495	505	477	455	470	494
Ensure voter records are accurate and our system modernization is effectively maintained.							
Percentage of voter registration applications submitted by calendar year through the online voter registration process versus through paper submission	0%	18%	49%	31%	56%	44%	60%
Percentage of absentee ballot applications submitted by calendar year through the online process versus paper submission	0%	0%	0%	0%	0%	30%	40%
Strengthen public safety by increasing compliance in inspections for licensed facilities.							
Number of inspections and investigations completed	25,884	27,153	29,214	28,270	28,968	28,600	28,600
Modernizing the Charities Registration System allows for an online presence to file transactions.							
Percentage of charities filings online	0%	0%	0%	0%	0%	30%	75%



STATE EMPLOYEES' RETIREMENT SYSTEM

The mission of the [State Employees' Retirement System](#) (SERS) is to provide retirement benefits and services to its members through sound administration and prudent investments.

The system is responsible for administering the State Employees' Retirement Administrative Fund, including investment related expenditures, the SERS - Defined Contribution Fund, and any supplemental retirement allowances and cost-of-living increases for annuitants. The system also administers the commonwealth's Deferred Compensation Plan.

Programs and Goals

State Employees' Retirement: *To provide retirement benefits to employees of the Commonwealth of Pennsylvania.*

State Employees' Retirement System

Summary by Fund and Appropriation

	(Dollar Amounts in Thousands)		
	2018-19	2019-20	2020-21
	ACTUAL	AVAILABLE	BUDGET
OTHER FUNDS:			
STATE EMPLOYEES' RETIREMENT FUND:			
Administration.....	\$ 30,766	\$ 31,808	\$ 30,696
Investment Related Expenses.....	7,540	11,084	11,432
Investment Office Consolidation.....	0	1,400	0
STATE EMPLOYEES' RETIREMENT FUND TOTAL.....	<u>\$ 38,306</u>	<u>\$ 44,292</u>	<u>\$ 42,128</u>
SERS - DEFINED CONTRIBUTION FUND:			
(R)Administration.....	\$ 4,901	\$ 3,852	\$ 4,557
DEPARTMENT TOTAL - ALL FUNDS			
GENERAL FUND.....	\$ 0	\$ 0	\$ 0
MOTOR LICENSE FUND.....	0	0	0
LOTTERY FUND.....	0	0	0
FEDERAL FUNDS.....	0	0	0
AUGMENTATIONS.....	0	0	0
RESTRICTED.....	0	0	0
OTHER FUNDS.....	43,207	48,144	46,685
TOTAL ALL FUNDS.....	<u>\$ 43,207</u>	<u>\$ 48,144</u>	<u>\$ 46,685</u>

State Employees' Retirement System

Program Funding Summary

(Dollar Amounts in Thousands)

	2018-19 Actual	2019-20 Available	2020-21 Budget	2021-22 Estimated	2022-23 Estimated	2023-24 Estimated	2024-25 Estimated
STATE EMPLOYEES' RETIREMENT							
GENERAL FUND.....	\$ 0	\$ 0	\$ 0	\$ 0	\$ 0	\$ 0	\$ 0
MOTOR LICENSE FUND.....	0	0	0	0	0	0	0
LOTTERY FUND.....	0	0	0	0	0	0	0
FEDERAL FUNDS.....	0	0	0	0	0	0	0
AUGMENTATIONS.....	0	0	0	0	0	0	0
RESTRICTED.....	0	0	0	0	0	0	0
OTHER FUNDS.....	43,207	48,144	46,685	46,685	46,685	46,685	46,685
SUBCATEGORY TOTAL.....	\$ 43,207	\$ 48,144	\$ 46,685	\$ 46,685	\$ 46,685	\$ 46,685	\$ 46,685
ALL PROGRAMS:							
GENERAL FUND.....	\$ 0	\$ 0	\$ 0	\$ 0	\$ 0	\$ 0	\$ 0
MOTOR LICENSE FUND.....	0	0	0	0	0	0	0
LOTTERY FUND.....	0	0	0	0	0	0	0
FEDERAL FUNDS.....	0	0	0	0	0	0	0
AUGMENTATIONS.....	0	0	0	0	0	0	0
RESTRICTED.....	0	0	0	0	0	0	0
OTHER FUNDS.....	43,207	48,144	46,685	46,685	46,685	46,685	46,685
DEPARTMENT TOTAL.....	\$ 43,207	\$ 48,144	\$ 46,685	\$ 46,685	\$ 46,685	\$ 46,685	\$ 46,685

State Employees' Retirement System

Program: State Employees' Retirement

Goal: To provide retirement benefits to employees of the Commonwealth of Pennsylvania.

The [State Employees' Retirement System](#) (SERS) was established in 1923 to administer the commonwealth's defined benefit pension plan. The State Employees' Retirement Fund is funded by employer and employee contributions and investment earnings, all of which are used solely for payment of pension benefits and administration of the defined benefit plan. SERS undergoes an annual independent [actuarial valuation](#) to calculate the value of system actuarial assets and liabilities, and based on the expected employer payroll, the [employer contribution rates](#).

Most members, depending on when they entered SERS membership, contribute 6.25 percent of pay toward their pension. Their membership class also determines their vesting period and benefit formula, which is based on years of credited service, final average salary and the annual accrual rate. Normal retirement for most employees is age 60 or at any age with 35 years of service.

[Act 5 of 2017](#) changed the benefit structure for new employees beginning January 1, 2019. New employees can choose one of three new retirement plan options: two [hybrid plans](#) containing defined benefit and defined contribution components or a stand-alone [defined contribution plan](#) (similar to a 401(k) plan). The pension component of each hybrid plan features different benefit accrual rates and different employee and employer contribution rates. The defined contribution plan has three-year vesting for employer contributions and immediate vesting for employee contributions.

SERS is also responsible for the administration of the commonwealth's [Deferred Compensation Program](#) that allows commonwealth employees to voluntarily defer a portion of their salaries to a retirement savings account.

Program Recommendations:

This budget recommends the following changes: (Dollar Amounts in Thousands)

	STATE EMPLOYEES' RETIREMENT FUND		SERS - DEFINED CONTRIBUTION FUND
	Administration		Administration
\$	-1,112	—to continue current program.	\$
			705
			—to continue current program.
	Investment Office Consolidation		
\$	-1,400	—program elimination.	

In addition, \$11,432,000 in Investment Related Expenses will be used to support the financial activities of this program.

Appropriations within this Program:

(Dollar Amounts in Thousands)

	2018-19 Actual	2019-20 Available	2020-21 Budget	2021-22 Estimated	2022-23 Estimated	2023-24 Estimated	2024-25 Estimated
STATE EMPLOYEES' RETIREMENT FUND:							
Administration	\$ 30,766	\$ 31,808	\$ 30,696	\$ 30,696	\$ 30,696	\$ 30,696	\$ 30,696
Investment Related Expenses	7,540	11,084	11,432	11,432	11,432	11,432	11,432
Investment Office Consolidation	0	1,400	0	0	0	0	0
TOTAL STATE EMPLOYEES' RETIREMENT FUND	\$ 38,306	\$ 44,292	\$ 42,128	\$ 42,128	\$ 42,128	\$ 42,128	\$ 42,128
SERS - DEFINED CONTRIBUTION FUND:							
Restricted Revenues							
Administration	\$ 4,901	\$ 3,852	\$ 4,557	\$ 4,557	\$ 4,557	\$ 4,557	\$ 4,557

State Employees' Retirement System

Program: State Employees' Retirement (continued)

Program Measures:	2014-15 Actual	2015-16 Actual	2016-17 Actual	2017-18 Actual	2018-19 Actual	2019-20 Estimated	2020-21 Estimated
Provide adequate retirement counseling sessions to our members as requested.							
Retirement counseling sessions	5,400	5,500	5,300	5,200	5,900	5,100	4,900
Maintain a record of the total number of retired employees.							
Total number of retired employees and beneficiaries	120,052	122,250	124,690	127,340	129,470	131,570	133,390
Maintain a record of total benefit payments.							
Total benefit payments (in billions).....	\$2.80	\$2.90	\$3.10	\$3.25	\$3.33	\$3.47	\$3.61

– THIS PAGE INTENTIONALLY LEFT BLANK –



STATE POLICE

The mission of the Pennsylvania State Police is to seek justice, preserve peace and improve the quality of life for all.

The State Police promotes traffic safety, investigates crime and reduces criminal activity, and provides investigative assistance and support services to all law enforcement agencies within the commonwealth. In addition, the State Police maintains and provides to criminal justice agencies up-to-date law enforcement information, evaluates the competence level of law enforcement within the commonwealth and provides prompt, competent service in emergency situations. The State Police ensures personal protection and security for the governor and other persons designated by proper authority and enforces all other state statutes as directed by proper authority.

Programs and Goals

Public Protection and Law Enforcement: *To enforce the law and preserve the peace through detection of crime and apprehension of criminals, patrol of highways and enforcement of the Vehicle and Liquor Codes.*

Summary by Fund and Appropriation

(Dollar Amounts in Thousands)

	2018-19 ACTUAL	2019-20 AVAILABLE	2020-21 BUDGET
GENERAL FUND:			
<i>General Government:</i>			
General Government Operations.....	\$ 284,762	\$ 342,100	\$ 277,103
(F)Area Computer Crime.....	7,145	8,745	10,555
(F)Homeland Security Grants (EA).....	3,025	3,620	4,820
(F)Law Enforcement Preparedness (EA).....	6,154	6,900	7,590
(F)Law Enforcement Projects (EA).....	3,215	4,681	3,435
(F)PA State Opioid Response (EA).....	1,250	1,250	1,250
(A)Municipality Police Coverage Fee.....	0	0	135,992
(A)Turnpike Police Coverage.....	50,862	50,000	52,000
(A)Delaware River Toll Bridge Police Coverge.....	2,886	2,600	2,600
(A)Construction Zone Patrolling.....	5,271	3,300	4,500
(A)Criminal History Record Checks.....	31,602	37,000	34,000
(A)Fingerprint Record Checks.....	2,158	2,150	2,150
(A)Reimbursement for Services.....	2,875	2,200	2,500
(A)Superload Reimbursements.....	2,199	2,400	2,400
(A)Miscellaneous.....	4,649	2,041	2,891
(R)Federal Property Forfeiture.....	0	2,925	2,925
(R)State Drug Act Forfeiture.....	764	3,055	3,055
(R)State Criminal Enforcement Forfeiture.....	0	65	65
(R)Crime Lab User Fees.....	1,342	1,100	1,100
(R)Auto Theft & Insurance Fraud Investigation.....	1,918	2,650	2,650
(R)Vehicle Code Fines.....	1,200	1,300	1,300
Subtotal.....	<u>\$ 413,277</u>	<u>\$ 480,082</u>	<u>\$ 554,881</u>
(F)Office of Homeland Security (EA).....	2,000	2,000	2,021
Statewide Public Safety Radio System.....	12,332	12,683	12,052
(F)Broadband Network Planning.....	4,050	4,050	4,050
(R)Radio Systems Development Project.....	0	2,000	2,000
(R)Tower Management.....	146	800	800
(R)Broadband Middle Mile.....	0	5	5
Subtotal.....	<u>\$ 16,528</u>	<u>\$ 19,538</u>	<u>\$ 18,907</u>
Law Enforcement Information Technology.....	6,899	6,899	6,899
Municipal Police Training.....	1,832	1,716	1,708
(A)Pre-Employment Testing.....	75	50	50
(A)Retired Law Enforcement Identification.....	11	5	5
Subtotal.....	<u>\$ 1,918</u>	<u>\$ 1,771</u>	<u>\$ 1,763</u>
Automated Fingerprint Identification System.....	885	885	885
Gun Checks.....	0	4,400	5,753
(R)Firearm Records Check.....	7,575	3,956	2,500
(R)Firearms License Validation System.....	0	500	500
Subtotal.....	<u>\$ 7,575</u>	<u>\$ 8,856</u>	<u>\$ 8,753</u>
Subtotal - State Funds.....	\$ 306,710	\$ 368,683	\$ 304,400
Subtotal - Federal Funds.....	26,839	31,246	33,721
Subtotal - Augmentations.....	102,588	101,746	239,088
Subtotal - Restricted Revenues.....	12,945	18,356	16,900
Total - General Government.....	<u>\$ 449,082</u>	<u>\$ 520,031</u>	<u>\$ 594,109</u>
STATE FUNDS.....	\$ 306,710	\$ 368,683	\$ 304,400
FEDERAL FUNDS.....	26,839	31,246	33,721
AUGMENTATIONS.....	102,588	101,746	239,088
RESTRICTED REVENUES.....	12,945	18,356	16,900
GENERAL FUND TOTAL.....	<u>\$ 449,082</u>	<u>\$ 520,031</u>	<u>\$ 594,109</u>

Summary by Fund and Appropriation

(Dollar Amounts in Thousands)

	2018-19 ACTUAL	2019-20 AVAILABLE	2020-21 BUDGET
MOTOR LICENSE FUND:			
<i>General Government:</i>			
General Government Operations.....	\$ 681,053	\$ 647,395	\$ 617,164
Statewide Public Safety Radio System.....	36,996	38,076	36,153
Law Enforcement Information Technology.....	20,697	20,697	20,697
Municipal Police Training.....	1,832	1,724	1,708
Patrol Vehicles.....	12,000	12,000	12,000
(R)Vehicle Sales and Purchases.....	1,559	1,500	1,500
Subtotal.....	\$ 754,137	\$ 721,392	\$ 689,222
Commercial Vehicle Inspections.....	12,091	12,708	12,808
(F)Motor Carrier Safety.....	9,183	9,186	8,954
(A)Sale of Vehicles.....	18	35	35
Subtotal.....	\$ 21,292	\$ 21,929	\$ 21,797
Subtotal - State Funds.....	\$ 764,669	\$ 732,600	\$ 700,530
Subtotal - Federal Funds.....	9,183	9,186	8,954
Subtotal - Augmentations.....	18	35	35
Subtotal - Restricted Revenues.....	1,559	1,500	1,500
Total - General Government.....	\$ 775,429	\$ 743,321	\$ 711,019
<i>Grants and Subsidies:</i>			
Municipal Police Training Grants.....	\$ 5,000	\$ 5,000	\$ 5,000
STATE FUNDS.....	\$ 769,669	\$ 737,600	\$ 705,530
FEDERAL FUNDS.....	9,183	9,186	8,954
AUGMENTATIONS.....	18	35	35
RESTRICTED REVENUES.....	1,559	1,500	1,500
MOTOR LICENSE FUND TOTAL.....	\$ 780,429	\$ 748,321	\$ 716,019
OTHER FUNDS:			
DNA DETECTION FUND:			
DNA Detection of Offenders (EA).....	\$ 6,222	\$ 5,182	\$ 5,152
STATE GAMING FUND:			
(R)Gaming Enforcement.....	\$ 29,115	\$ 29,686	\$ 32,957
STATE STORES FUND:			
Liquor Control Enforcement.....	\$ 31,911	\$ 32,875	\$ 33,167
(A)Enforcement Reimbursement.....	27	25	25
(A)Sale of Vehicles.....	21	50	50
STATE STORES FUND TOTAL.....	\$ 31,959	\$ 32,950	\$ 33,242
DEPARTMENT TOTAL - ALL FUNDS			
GENERAL FUND.....	\$ 306,710	\$ 368,683	\$ 304,400
MOTOR LICENSE FUND.....	769,669	737,600	705,530
LOTTERY FUND.....	0	0	0
FEDERAL FUNDS.....	36,022	40,432	42,675
AUGMENTATIONS.....	102,606	101,781	239,123
RESTRICTED.....	14,504	19,856	18,400
OTHER FUNDS.....	67,296	67,818	71,351
TOTAL ALL FUNDS.....	\$ 1,296,807	\$ 1,336,170	\$ 1,381,479

Program Funding Summary

(Dollar Amounts in Thousands)

	2018-19 Actual	2019-20 Available	2020-21 Budget	2021-22 Estimated	2022-23 Estimated	2023-24 Estimated	2024-25 Estimated
PUBLIC PROTECTION AND LAW ENFORCEMENT							
GENERAL FUND.....	\$ 306,710	\$ 368,683	\$ 304,400	\$ 332,459	\$ 364,529	\$ 396,598	\$ 428,668
MOTOR LICENSE FUND.....	769,669	737,600	705,530	673,461	641,391	609,322	577,252
LOTTERY FUND.....	0	0	0	0	0	0	0
FEDERAL FUNDS.....	36,022	40,432	42,675	42,675	42,675	42,675	42,675
AUGMENTATIONS.....	102,606	101,781	239,123	239,123	239,123	239,123	239,123
RESTRICTED.....	14,504	19,856	18,400	18,400	18,400	18,400	18,400
OTHER FUNDS.....	67,296	67,818	71,351	69,199	68,399	68,399	68,399
SUBCATEGORY TOTAL.....	\$ 1,296,807	\$ 1,336,170	\$ 1,381,479	\$ 1,375,317	\$ 1,374,517	\$ 1,374,517	\$ 1,374,517
ALL PROGRAMS:							
GENERAL FUND.....	\$ 306,710	\$ 368,683	\$ 304,400	\$ 332,459	\$ 364,529	\$ 396,598	\$ 428,668
MOTOR LICENSE FUND.....	769,669	737,600	705,530	673,461	641,391	609,322	577,252
LOTTERY FUND.....	0	0	0	0	0	0	0
FEDERAL FUNDS.....	36,022	40,432	42,675	42,675	42,675	42,675	42,675
AUGMENTATIONS.....	102,606	101,781	239,123	239,123	239,123	239,123	239,123
RESTRICTED.....	14,504	19,856	18,400	18,400	18,400	18,400	18,400
OTHER FUNDS.....	67,296	67,818	71,351	69,199	68,399	68,399	68,399
DEPARTMENT TOTAL.....	\$ 1,296,807	\$ 1,336,170	\$ 1,381,479	\$ 1,375,317	\$ 1,374,517	\$ 1,374,517	\$ 1,374,517

Program: Public Protection and Law Enforcement

Goal: To enforce the law and preserve the peace through detection of crime and apprehension of criminals, patrol of highways and enforcement of the Vehicle and Liquor Codes.

Traffic Supervision

Enforcing the commonwealth's traffic laws is a major responsibility of the State Police. The State Police has jurisdiction in all political subdivisions within the commonwealth and routinely [aids](#) municipal, state and federal law enforcement agencies. The department patrols a significant portion of the commonwealth's roadways while providing various levels of police services and traffic enforcement to municipalities. The State Police is also responsible for providing primary police services and traffic enforcement on the Pennsylvania Turnpike and the interstate highway system.

The [Commercial Vehicle Safety Division](#) seeks to reduce commercial motor vehicle crashes, fatalities and injuries through consistent, uniform and effective commercial motor vehicle safety programs.

Criminal Law Enforcement and Crime Prevention

Most State Police efforts in criminal law enforcement are performed at the station level and consist of investigations of violent crimes and property crimes. At the statewide level, the department conducts special drug and narcotic investigations, organized crime, terrorism, white-collar crime, public corruption, arson, computer crime, technology crimes and criminal personality profiling. State Police troopers, along with local, state and federal agencies, target major drug-trafficking organizations utilizing a comprehensive strategy that involves intelligence gathering, financial background information, criminal investigation and asset forfeiture proceedings.

The State Police administers and manages the [Pennsylvania Amber Alert System](#), a child abduction alert notification system. Amber Alert utilizes the Emergency Alert System and the commonwealth's "[Alert-PA](#)" website to inform the public of an abduction of a child under the age of 18 whom the police believe to be in danger of serious bodily harm or death.

To reduce the incidence of crime, the department works with citizen involvement and educational crime prevention techniques. Initiatives such as Neighborhood Crime Watch, block parents, [Crime Stoppers](#), and business tip programs encourage the reporting of suspicious activity.

The State Police ensures the timely exchange of relevant information pertaining to sexually violent predators and other sexual offenders between public agencies and officials, and releases information regarding offenders to the public as required by [Megan's Law](#).

The State Police is responsible for managing the Pennsylvania Instant Check System (PICS). [PICS](#) provides instant access to background records on an individual to determine if the person is eligible to acquire a firearm or a license to carry a firearm.

Emergency Assistance

The State Police has primary police jurisdiction in the majority of the commonwealth's land area. The State Police is normally called upon whenever a medium to large-scale emergency occurs within the commonwealth. The State Police Watch Center provides situational awareness of emergencies to all levels of the department by establishing a standard alert condition procedure. [The Pennsylvania Statewide Radio Network \(PA-STARNet\)](#) is the two-way public safety radio system used by the State Police and various other commonwealth agencies. [The Governor's Office of Homeland Security](#) works with federal agencies, regional task forces, local governments and the private sector to prevent, protect and mitigate against acts of terrorism. The office develops and reviews a strategic plan, identifying and reducing the vulnerabilities of critical infrastructure and key resources through a unified outreach campaign and collaborating with the All-Hazards Fusion Center, the Pennsylvania Criminal Intelligence Center (PaCIC) and other recognized regional fusion centers.

Liquor Control and Gaming Enforcement

[Liquor Control Enforcement](#) directs and controls coordinated enforcement of the Pennsylvania Liquor Code and related sections of the Crimes Code. Operations include covert and overt investigations, assisting municipal police agencies, conducting routine license investigations, and performing establishment audits and border patrols. The State Police is also responsible for investigating and prosecuting criminal infractions, conducting various background checks and providing overall law enforcement services for Pennsylvania's gaming facilities.

Program: Public Protection and Law Enforcement (continued)

Program Recommendations:

This budget recommends the following changes: (Dollar Amounts in Thousands)

	GENERAL FUND AND MOTOR LICENSE FUND COMBINED:			
	General Government Operations	\$	-24	Municipal Police Training
\$ 27,799	—to continue current program.			—to continue current program.
12,965	—for cadet class schedule, including four new classes beginning in 2020-21.	\$	1,353	Gun Checks
-135,992	—Initiative—to charge municipalities for policing services.			—to supplement insufficient gun check fees to cover Pennsylvania Instant Check System (PICS) costs.
<u>\$ -95,228</u>	<i>Appropriation Decrease</i>	\$	100	Commercial Vehicle Inspections
				—to continue current program.
\$ -2,554	Statewide Public Safety Radio System			
	—nonrecurring P25 system implementation costs.			

All other appropriations are recommended at the current year funding levels.

In addition, funding for the Pennsylvania Instant Check System includes \$2,500,000 from the Firearm Records Check restricted account.

Appropriations within this Program:

(Dollar Amounts in Thousands)

	2018-19 Actual	2019-20 Available	2020-21 Budget	2021-22 Estimated	2022-23 Estimated	2023-24 Estimated	2024-25 Estimated
GENERAL FUND:							
General Government Operations	\$ 284,762	\$ 342,100	\$ 277,103	\$ 309,172	\$ 341,242	\$ 373,311	\$ 405,381
Statewide Public Safety Radio System	12,332	12,683	12,052	8,042	8,042	8,042	8,042
Law Enforcement Information Technology	6,899	6,899	6,899	6,899	6,899	6,899	6,899
Municipal Police Training	1,832	1,716	1,708	1,708	1,708	1,708	1,708
Automated Fingerprint Identification System	885	885	885	885	885	885	885
Gun Checks	0	4,400	5,753	5,753	5,753	5,753	5,753
TOTAL GENERAL FUND	\$ 306,710	\$ 368,683	\$ 304,400	\$ 332,459	\$ 364,529	\$ 396,598	\$ 428,668
MOTOR LICENSE FUND:							
General Government Operations	\$ 681,053	\$ 647,395	\$ 617,164	\$ 597,124	\$ 565,054	\$ 532,985	\$ 500,915
Statewide Public Safety Radio System	36,996	38,076	36,153	24,124	24,124	24,124	24,124
Law Enforcement Information Technology	20,697	20,697	20,697	20,697	20,697	20,697	20,697
Municipal Police Training	1,832	1,724	1,708	1,708	1,708	1,708	1,708
Patrol Vehicles	12,000	12,000	12,000	12,000	12,000	12,000	12,000
Commercial Vehicle Inspections	12,091	12,708	12,808	12,808	12,808	12,808	12,808
Municipal Police Training Grants	5,000	5,000	5,000	5,000	5,000	5,000	5,000
TOTAL MOTOR LICENSE FUND	\$ 769,669	\$ 737,600	\$ 705,530	\$ 673,461	\$ 641,391	\$ 609,322	\$ 577,252

Program Measures:

	2014-15 Actual	2015-16 Actual	2016-17 Actual	2017-18 Actual	2018-19 Actual	2019-20 Estimated	2020-21 Estimated
Reduce motor vehicle crashes.							
Number of motor vehicle crashes	79,464	76,887	80,232	83,722	82,617	81,200	79,900
Reduce fatal motor vehicle crashes.							
Number of fatal motor vehicle crashes ...	663	651	612	546	531	520	510
Reduce DUI-related crashes.							
DUI-related crashes	4,469	4,482	4,889	5,051	4,872	4,790	4,710

Program: Public Protection and Law Enforcement (continued)

Program Measures: (continued)	2014-15 Actual	2015-16 Actual	2016-17 Actual	2017-18 Actual	2018-19 Actual	2019-20 Estimated	2020-21 Estimated
Reduce violent crime.							
Crimes per 100,000 population in State Police jurisdiction areas:							
Number of violent crimes per 100,000 population	104	111	128	122	129	127	124
Arrests for violent crimes per 100,000 population	74	83	94	101	88	90	91
Percentage of violent crimes cleared (i.e. cases solved and prosecuted or disposed of through other legal means)	69%	70%	74%	73%	71%	74%	76%
Reduce property crime.							
Crimes per 100,000 population in State Police jurisdiction areas:							
Number of property crimes per 100,000 population	965	939	842	773	708	700	690
Arrests for property crimes per 100,000 population	284	298	243	245	222	230	230
Percentage of property crimes cleared (i.e. cases solved and prosecuted or disposed of through other legal means)	33%	35%	31%	34%	35%	36%	37%
Crimes per 100,000 population in State Police jurisdiction areas:							
Percentage of Crime Index offenses cleared (i.e. cases solved and prosecuted or disposed of through other legal means)	37%	39%	37%	39%	41%	42%	43%
Crime Index offenses per 100,000 population	1,069	1,049	970	895	837	820	810
Arrests for Crime Index offenses per 100,000 population	358	380	338	347	310	320	320
Increase drug enforcement efforts.							
Drug offenses per 100,000 population ...	271	320	331	365	424	420	410
Drug-related arrests per 100,000 population	223	273	293	316	380	390	390
Increase compliance with liquor laws at licensed establishments.							
Liquor law violations	14,442	12,214	10,282	11,043	14,438	14,200	14,000
Ensure intelligence information obtained concerning criminal activity and possible terrorism is shared with law enforcement agencies throughout the commonwealth.							
Municipal law enforcement agencies receiving information from the Pennsylvania Criminal Intelligence Center	1,056	1,074	1,098	1,156	1,206	1,230	1,250
Intelligence products disseminated by the Pennsylvania Criminal Intelligence Center and the Western Pennsylvania All Hazards Fusion Center.....	54,290	54,744	57,709	57,563	57,102	58,100	59,000
Ensure the rapid collection and appropriate dissemination of accurate information on emergency situations throughout the commonwealth.							
Department Watch Center immediate reports	2,390	2,451	1,838	2,341	2,637	2,680	2,730
Municipal public safety agencies receiving road closure reports from the Department Watch Center.....	1,256	1,270	1,270	1,270	1,270	1,270	1,270

Program: Public Protection and Law Enforcement (continued)

Program Measures: (continued)	2014-15 Actual	2015-16 Actual	2016-17 Actual	2017-18 Actual	2018-19 Actual	2019-20 Estimated	2020-21 Estimated
Increase the effectiveness of the Pennsylvania Statewide Radio Network (PA-STARNet).							
Percentage of statewide land area covered by Pennsylvania Statewide Radio Network (PA-STARNet).....	97%	97%	97%	97%	97%	97%	97%
Percentage of statewide road coverage by PA-STARNet.....	98%	98%	98%	98%	98%	98%	98%
Increase the number of cadet applications, applicant retention rates and applicants from traditionally underrepresented groups.							
Cadet applications.....	12,199	11,507	14,395	10,752	7,890	8,000	8,200
Cadet applications from traditionally underrepresented groups.....	4,446	4,322	5,177	4,192	3,038	3,090	3,140
Total number of individuals from traditionally underrepresented groups graduating from the Academy.....	58	47	30	40	65	66	67
Average length of time in months from application date until Academy start date	20	20	21	25	29	29	29
Total number of individuals graduating from the Academy.....	407	294	253	279	393	300	400



DEPARTMENT OF TRANSPORTATION

The mission of the Department of Transportation is to provide a sustainable transportation system and quality services that are embraced by our communities and add value to our customers.

Programs and Goals

Transportation Support Services: *To provide an effective administrative system supporting both non-highway and highway transportation programs.*

Highways and Bridges: *To provide a safe and efficient state-administered highway network through road and bridge improvements, as well as through ongoing maintenance activities including winter traffic services.*

Local Highway and Bridge Assistance: *To assist local governments in the maintenance and construction of their portion of the total highway and bridge system.*

Multimodal Transportation: *To support public transportation, intercity bus, intercity rail, rail freight, ports, aviation and bicycle and pedestrian facilities options that improve the mobility and the quality of life for urban and rural Pennsylvanians, and enhance economic activity throughout the commonwealth.*

Driver and Vehicle Services: *To minimize traffic accidents attributable to driver error and mechanically defective vehicles and to promote highway safety programs.*

Summary by Fund and Appropriation

(Dollar Amounts in Thousands)

	2018-19 ACTUAL	2019-20 AVAILABLE	2020-21 BUDGET
GENERAL FUND:			
<i>General Government:</i>			
Vehicle Sales Tax Collections.....	\$ 1,093	\$ 1,025	\$ 655
Infrastructure Projects.....	0	1,900	0
Voter Registration.....	525	520	573
(R)Child Passenger Restraint Fund.....	235	300	300
(R)School Bus Safety Grant Program.....	0	0	25
Subtotal - State Funds.....	\$ 1,618	\$ 3,445	\$ 1,228
Subtotal - Restricted Revenues.....	235	300	325
Total - General Government.....	<u>\$ 1,853</u>	<u>\$ 3,745</u>	<u>\$ 1,553</u>
<i>Grants and Subsidies:</i>			
(F)Surface Transportation Assistance.....	\$ 500	\$ 750	\$ 750
(F)FTA - Capital Improvement Grants.....	30,000	30,000	30,000
(F)TEA 21 - Access to Jobs.....	4,000	2,000	2,000
(F)Surface Transportation - Operating.....	15,000	15,000	15,000
(F)Surface Transportation Assistance Capital.....	35,000	35,000	35,000
(F)FTA - Safety Oversight.....	3,000	3,000	3,000
(F)FTA - Keystone Corridor Equipment & Purchases.....	85,000	85,000	85,000
(F)FTA - Hybrid Mass Transit Vehicles.....	30,000	30,000	30,000
(F)Line and Track Improvement.....	2,000	3,000	3,000
(F)FRA - State of Good Repair.....	0	0	15,000
(R)Federal Grants - Railroad Freight Rehabilitation.....	0	200	0
(R)Reimbursements to Municipalities - Vehicle Code Fines.....	7,080	6,500	7,000
Subtotal - Federal Funds.....	204,500	203,750	218,750
Subtotal - Restricted Revenues.....	7,080	6,700	7,000
Total - Grants and Subsidies.....	<u>\$ 211,580</u>	<u>\$ 210,450</u>	<u>\$ 225,750</u>
STATE FUNDS.....	\$ 1,618	\$ 3,445	\$ 1,228
FEDERAL FUNDS.....	204,500	203,750	218,750
RESTRICTED REVENUES.....	7,315	7,000	7,325
GENERAL FUND TOTAL.....	<u>\$ 213,433</u>	<u>\$ 214,195</u>	<u>\$ 227,303</u>
MOTOR LICENSE FUND:			
<i>General Government:</i>			
General Government Operations.....	\$ 60,921	\$ 62,421	\$ 63,900
(A)Reimbursements.....	1,047	1,129	1,414
(A)Duplicating Services.....	478	300	300
(A)Administrative Hearings.....	11	40	40
(R)PA Unified Certification.....	3	0	0
Welcome Centers.....	3,815	4,115	4,115
Subtotal.....	<u>\$ 66,275</u>	<u>\$ 68,005</u>	<u>\$ 69,769</u>
Highway and Safety Improvements.....	278,000	190,000	250,000
(F)Highway Research, Planning and Construction.....	1,293,374	1,275,000	1,275,000
(A)Highway Construction Contributions and Reimbursements.....	7,432	11,919	12,213
(A)Joint Use Leases.....	462	549	415
(A)Reimbursements.....	304	322	206
(A)Proceeds from Sale of Right-of-Way.....	153	99	85
(A)Licensing Fees - Engineering Software.....	42	88	81
(A)Accounts Receivable Overpayments.....	0	24	0
Highway Capital Projects (EA).....	230,000	230,000	230,000
(R)Highway Capital Projects - Excise Tax (EA).....	404,197	391,704	406,654
(R)Bridges - Excise Tax (EA).....	130,651	127,367	132,137
(R)Highway Bridge Projects (EA).....	185,000	140,000	140,000
(F)Federal Aid - Highway Bridge Projects.....	321,244	500,000	500,000
(A)Bridge Construction Contributions.....	7,765	2,803	2,803
(A)Reimbursements From Local Governments.....	157	200	200
Subtotal.....	<u>\$ 2,858,781</u>	<u>\$ 2,870,075</u>	<u>\$ 2,949,794</u>

Summary by Fund and Appropriation

(Dollar Amounts in Thousands)

	2018-19 ACTUAL	2019-20 AVAILABLE	2020-21 BUDGET
Highway Maintenance	860,860	882,054	890,546
(F)Highway Research, Planning and Construction.....	23,118	148,460	148,460
(F)Disaster Recovery - FHWA.....	10,183	27,500	12,500
(F)Disaster Recovery - FEMA.....	48	27,500	12,500
(F)Highway Safety - Maintenance (EA).....	25,962	25,546	25,546
(A)Highway Maintenance Contributions.....	7,108	20,758	22,540
(A)Accident Damage Claims.....	9,054	9,688	8,000
(A)Sale of Equipment and Supplies.....	2,830	5,000	5,000
(A)Marcellus Shale Road Damage.....	931	735	700
(A)Heavy Hauling - Bonded Roads.....	352	527	500
(A)Miscellaneous.....	509	132	100
(R)Highway Maintenance - Excise Tax (EA).....	190,106	185,997	191,585
(R)Highway Maintenance Enhancement (EA).....	280,352	275,267	284,750
(R)Expanded Highway and Bridge Maintenance (EA).....	342,822	329,021	343,099
(A)Expanded Maintenance Contributions.....	1,428	9,000	9,000
(R)Federal Reimbursements - Highway Safety Program.....	6,843	0	0
(R)Automated Work Zone Speed Enforcement (EA).....	0 ^a	0 ^a	0 ^a
Rural Commercial Routes	90,000	0	0
(A)Rural Commercial Routes Contributions.....	2,985	0	0
Highway Systems Technology and Innovation	16,000	16,000	16,000
(F)Intelligent Transportation System.....	0	2,080	2,080
Reinvestment in Facilities	11,000	16,000	16,000
(A)Proceeds from Bond Sales.....	0	31,500	0
(R)Delegated Facility Projects.....	4,571	0	0
Subtotal.....	\$ 1,887,062	\$ 2,012,765	\$ 1,988,906
Driver and Vehicle Services	165,216	186,403	208,403
Homeland Security - REAL ID	27,966	29,599	25,901
(F)Motor Carrier Safety Improvement (EA).....	3,000	3,000	3,000
(A)Photo ID Program.....	31,907	32,500	32,500
(A)Reimbursements.....	930	1,162	1,162
(A)Postage.....	658	564	564
(A)Miscellaneous.....	107	225	227
(R)Reimbursements to Other States - Apportioned Registration.....	10,811	16,000	15,000
(R)Motorcycle Safety Education.....	3,046	5,000	5,000
(R)CDL - Hazardous Material Fees.....	414	500	500
Subtotal.....	\$ 244,055	\$ 274,953	\$ 292,257
(R)Aviation Operations.....	3,938	6,228	3,814
(F)Aviation Planning (EA).....	164	275	600
(A)Reimbursement - Flight Operations.....	633	460	460
(A)Airport Inspections and Licensing.....	37	40	40
(A)Reimbursement - Statewide Program.....	1	0	0
Subtotal.....	\$ 4,773	\$ 7,003	\$ 4,914
Subtotal - State Funds.....	\$ 1,743,778	\$ 1,616,592	\$ 1,704,865
Subtotal - Federal Funds.....	1,677,093	2,009,361	1,979,686
Subtotal - Augmentations.....	77,321	129,764	98,550
Subtotal - Restricted Revenues.....	1,562,754	1,477,084	1,522,539
Total - General Government.....	\$ 5,060,946	\$ 5,232,801	\$ 5,305,640
Grants and Subsidies:			
Local Road Maintenance and Construction Payments	\$ 260,637	\$ 253,576	\$ 253,462
Supplemental Local Road Maintenance & Construction Payments	5,000	5,000	5,000
Municipal Roads and Bridges	30,000	30,000	30,000
Maintenance and Construction of County Bridges	5,000	5,000	5,000
Municipal Traffic Signals	40,000	10,000	20,000
(A)Green Light Go Match Program.....	113	0	0
Payment to Turnpike Commission (EA)	28,000	28,000	28,000
(R)Local Road Payments - Excise Tax (EA).....	121,640	117,262	121,906
(R)Payments to Municipalities (EA).....	85,141	81,631	85,031
(R)Local Grants for Bridge Projects (EA).....	25,000	25,000	25,000
(F)Federal Aid - Local Grants for Bridge Projects.....	14,105	12,500	12,500
(A)Bridge Reimbursements From Local Governments.....	541	100	100
(R)Local Bridge Projects (EA).....	28,050	27,250	27,650

Summary by Fund and Appropriation

(Dollar Amounts in Thousands)

	2018-19 ACTUAL	2019-20 AVAILABLE	2020-21 BUDGET
(R)County Bridges - Excise Tax (EA).....	20,085	16,591	20,393
(F)Federal Aid - County Bridges.....	-489	200	200
(R)County Bridge Projects - Marcellus Shale (EA).....	20,159	23,343	18,216
(R)Toll Roads - Excise Tax (EA).....	143,761	139,844	141,811
(R)Annual Maintenance Payments - Highway Transfer (EA).....	19,120	19,232	19,300
(R)Restoration Projects - Highway Transfer (EA).....	11,000	11,000	11,000
(R)Airport Development.....	5,500	6,500	6,500
(F)Airport Development (EA).....	40,000	40,000	40,000
(R)Real Estate Tax Rebate.....	250	250	250
(R)Fee for Local Use.....	29,250	33,000	30,000
(R)Federal Reimbursements - Local Bridge Projects.....	65,789	75,000	75,000
(R)Red Light Photo Enforcement.....	2,542	7,000	5,000
(R)Federal Reimbursements - Political Subdivisions.....	128,117	140,000	140,000
Subtotal.....	\$ 1,128,311	\$ 1,107,279	\$ 1,121,319
Subtotal - State Funds.....	\$ 368,637	\$ 331,576	\$ 341,462
Subtotal - Federal Funds.....	53,616	52,700	52,700
Subtotal - Augmentations.....	654	100	100
Subtotal - Restricted Revenues.....	705,404	722,903	727,057
Total - Grants and Subsidies.....	\$ 1,128,311	\$ 1,107,279	\$ 1,121,319
Refunds:			
Refunding Collected Monies (EA).....	\$ 1,750	\$ 2,500	\$ 2,500
Subtotal.....	\$ 1,750	\$ 2,500	\$ 2,500
STATE FUNDS.....	\$ 2,114,165	\$ 1,950,668	\$ 2,048,827
FEDERAL FUNDS.....	1,730,709	2,062,061	2,032,386
AUGMENTATIONS.....	77,975	129,864	98,650
RESTRICTED REVENUES.....	2,268,158	2,199,987	2,249,596
MOTOR LICENSE FUND TOTAL.....	\$ 6,191,007	\$ 6,342,580	\$ 6,429,459
LOTTERY FUND:			
<i>Grants and Subsidies:</i>			
Older Pennsylvanians Shared Rides (EA).....	\$ 69,522	\$ 75,000	\$ 75,000
Transfer to Public Transportation Trust Fund (EA).....	95,907	95,907	95,907
Total - Grants and Subsidies.....	\$ 165,429	\$ 170,907	\$ 170,907
LOTTERY FUND TOTAL.....	\$ 165,429	\$ 170,907	\$ 170,907
OTHER FUNDS:			
HIGHWAY BEAUTIFICATION FUND:			
Control of Outdoor Advertising (EA).....	\$ 529	\$ 600	\$ 350
LIQUID FUELS TAX FUND:			
Payments to Counties.....	\$ 29,699	\$ 28,737	\$ 28,803
Auditor General's Audit Costs (EA).....	700	700	700
LIQUID FUELS TAX FUND TOTAL.....	\$ 30,399	\$ 29,437	\$ 29,503
MOTOR VEHICLE TRANSACTION RECOVERY FUND:			
Reimbursement to Transportation.....	\$ 11	\$ 20	\$ 20
MULTIMODAL TRANSPORTATION FUND:			
Aviation Grants (EA).....	\$ 6,238	\$ 6,466	\$ 6,466
Rail Freight Grants (EA).....	10,396	10,775	10,775
Passenger Rail Grants (EA).....	8,317	8,621	8,621
Ports and Waterways Grants (EA).....	10,396	10,775	10,775
Bicycle and Pedestrian Facilities Grants (EA).....	2,079	2,155	2,155
Statewide Programs Grants (EA).....	40,000	40,000	40,000
Multimodal Administration and Oversight (EA).....	4,317	4,317	4,317
Transfer to Commonwealth Financing Authority (EA).....	64,513	64,849	64,603
PennPORTS-Philadelphia Regional Port Authority Debt Service.....	4,606	4,607	4,608
MULTIMODAL TRANSPORTATION FUND TOTAL.....	\$ 150,862	\$ 152,565	\$ 152,320

Summary by Fund and Appropriation

(Dollar Amounts in Thousands)

	2018-19 ACTUAL	2019-20 AVAILABLE	2020-21 BUDGET
PENNSYLVANIA INFRASTRUCTURE BANK FUND:			
Infrastructure Bank Loans (EA).....	\$ 60,000	\$ 47,500	\$ 25,000
PUBLIC TRANSPORTATION ASSISTANCE FUND:			
Mass Transit (EA).....	\$ 244,343	\$ 258,905 ^b	\$ 271,891
Transfer to Public Transportation Trust Fund (EA).....	0 ^c	0 ^c	0 ^c
PUBLIC TRANSPORTATION ASSISTANCE FUND TOTAL.....	\$ 244,343	\$ 258,905	\$ 271,891
GOV. CASEY ORGAN & TISSUE DONATION AWARENESS FUND:			
Reimbursement to Transportation (EA).....	\$ 0	\$ 225	\$ 100
PUBLIC TRANSPORTATION TRUST FUND:			
(R)Mass Transit Operating (EA).....	\$ 824,093 ^d	\$ 854,093 ^d	\$ 894,093 ^d
(R)Asset Improvement (EA).....	520,000	505,000	500,000
(R)Capital Improvement (EA).....	52,771	38,132	40,000
(R)Programs of Statewide Significance (EA).....	165,000	110,000	100,000
(R)Transit Administration and Oversight (EA).....	4,488	4,488	4,488
PUBLIC TRANSPORTATION TRUST FUND TOTAL.....	\$ 1,566,352	\$ 1,511,713	\$ 1,538,581
UNCONVENTIONAL GAS WELL FUND:			
Rail Freight Assistance (EA).....	\$ 1,000	\$ 1,000	\$ 1,000
DEPARTMENT TOTAL - ALL FUNDS			
GENERAL FUND.....	\$ 1,618	\$ 3,445	\$ 1,228
MOTOR LICENSE FUND.....	2,114,165	1,950,668	2,048,827
LOTTERY FUND.....	165,429	170,907	170,907
FEDERAL FUNDS.....	1,935,209	2,265,811	2,251,136
AUGMENTATIONS.....	77,975	129,864	98,650
RESTRICTED.....	2,275,473	2,206,987	2,256,921
OTHER FUNDS.....	2,053,496	2,001,965	2,018,765
TOTAL ALL FUNDS.....	\$ 8,623,365	\$ 8,729,647	\$ 8,846,434

^a Not added to avoid double counting: 2018-19 Actual is \$3,000,000, 2019-20 Available is \$3,000,000, and 2020-21 Budget is \$4,000,000.

^b Reflects estimated supplemental executive authorization increase.

^c Not added to avoid double counting: 2018-19 Actual is \$23,446,000, 2019-20 Available is estimated at \$24,591,000, and 2020-21 Budget is \$25,609,000.

^d Lottery Fund Transfer to the Public Transportation Trust Fund not added to the total to avoid double counting. Mass Transit Operating (EA) for 2018-19 Actual is \$920,000,000, 2019-20 Available is \$950,000,000, and 2020-21 Budget is \$990,000,000.

Program Funding Summary

(Dollar Amounts in Thousands)

	2018-19 Actual	2019-20 Available	2020-21 Budget	2021-22 Estimated	2022-23 Estimated	2023-24 Estimated	2024-25 Estimated
TRANSPORTATION SUPPORT SERVICES							
GENERAL FUND.....	\$ 0	\$ 1,900	\$ 0	\$ 0	\$ 0	\$ 0	\$ 0
MOTOR LICENSE FUND.....	62,671	64,921	66,400	66,400	66,400	66,400	66,400
LOTTERY FUND.....	0	0	0	0	0	0	0
FEDERAL FUNDS.....	0	0	0	0	0	0	0
AUGMENTATIONS.....	1,536	1,469	1,754	1,754	1,754	1,754	1,754
RESTRICTED.....	238	300	325	325	325	325	325
OTHER FUNDS.....	0	0	0	0	0	0	0
SUBCATEGORY TOTAL.....	\$ 64,445	\$ 68,590	\$ 68,479	\$ 68,479	\$ 68,479	\$ 68,479	\$ 68,479
HIGHWAYS AND BRIDGES							
GENERAL FUND.....	\$ 0	\$ 0	\$ 0	\$ 0	\$ 0	\$ 0	\$ 0
MOTOR LICENSE FUND.....	1,517,675	1,366,169	1,434,661	1,446,981	1,488,158	1,555,724	1,584,790
LOTTERY FUND.....	0	0	0	0	0	0	0
FEDERAL FUNDS.....	1,673,929	2,006,086	1,976,086	1,976,086	1,976,086	1,976,086	1,976,086
AUGMENTATIONS.....	41,512	93,344	61,843	61,840	61,840	61,840	61,840
RESTRICTED.....	1,688,717	1,589,700	1,640,536	1,629,569	1,619,898	1,620,335	1,611,296
OTHER FUNDS.....	60,529	48,100	25,350	30,350	30,350	30,350	30,350
SUBCATEGORY TOTAL.....	\$ 4,982,362	\$ 5,103,399	\$ 5,138,476	\$ 5,144,826	\$ 5,176,332	\$ 5,244,335	\$ 5,264,362
LOCAL HIGHWAY AND BRIDGE ASSISTANCE							
GENERAL FUND.....	\$ 0	\$ 0	\$ 0	\$ 0	\$ 0	\$ 0	\$ 0
MOTOR LICENSE FUND.....	340,637	303,576	313,462	334,674	334,259	334,182	333,293
LOTTERY FUND.....	0	0	0	0	0	0	0
FEDERAL FUNDS.....	13,616	12,700	12,700	12,700	12,700	12,700	12,700
AUGMENTATIONS.....	654	100	100	100	100	100	100
RESTRICTED.....	555,893	576,309	578,496	575,079	573,503	573,553	572,122
OTHER FUNDS.....	30,399	29,437	29,503	29,433	29,425	29,324	29,224
SUBCATEGORY TOTAL.....	\$ 941,199	\$ 922,122	\$ 934,261	\$ 951,986	\$ 949,987	\$ 949,859	\$ 947,439
MULTIMODAL TRANSPORTATION							
GENERAL FUND.....	\$ 0	\$ 0	\$ 0	\$ 0	\$ 0	\$ 0	\$ 0
MOTOR LICENSE FUND.....	0	0	0	0	0	0	0
LOTTERY FUND.....	165,429	170,907	170,907	170,907	170,907	170,907	170,907
FEDERAL FUNDS.....	244,664	244,025	259,350	259,350	259,350	259,350	259,350
AUGMENTATIONS.....	671	500	500	500	500	500	500
RESTRICTED.....	16,768	19,678	17,564	17,564	17,564	17,564	17,564
OTHER FUNDS.....	1,962,557	1,924,408	1,963,892	1,822,625	1,880,729	1,956,267	1,989,798
SUBCATEGORY TOTAL.....	\$ 2,390,089	\$ 2,359,518	\$ 2,412,213	\$ 2,270,946	\$ 2,329,050	\$ 2,404,588	\$ 2,438,119

Program Funding Summary

(Dollar Amounts in Thousands)

	2018-19 Actual	2019-20 Available	2020-21 Budget	2021-22 Estimated	2022-23 Estimated	2023-24 Estimated	2024-25 Estimated
DRIVER AND VEHICLE SERVICES							
GENERAL FUND.....	\$ 1,618	\$ 1,545	\$ 1,228	\$ 1,228	\$ 1,228	\$ 1,228	\$ 1,228
MOTOR LICENSE FUND.....	193,182	216,002	234,304	231,866	232,156	231,565	233,623
LOTTERY FUND.....	0	0	0	0	0	0	0
FEDERAL FUNDS.....	3,000	3,000	3,000	3,000	3,000	3,000	3,000
AUGMENTATIONS.....	33,602	34,451	34,453	34,453	34,453	34,453	34,453
RESTRICTED.....	13,857	21,000	20,000	20,000	20,000	20,000	20,000
OTHER FUNDS.....	11	20	20	20	20	20	20
SUBCATEGORY TOTAL.....	\$ 245,270	\$ 276,018	\$ 293,005	\$ 290,567	\$ 290,857	\$ 290,266	\$ 292,324
ALL PROGRAMS:							
GENERAL FUND.....	\$ 1,618	\$ 3,445	\$ 1,228	\$ 1,228	\$ 1,228	\$ 1,228	\$ 1,228
MOTOR LICENSE FUND.....	2,114,165	1,950,668	2,048,827	2,079,921	2,120,973	2,187,871	2,218,106
LOTTERY FUND.....	165,429	170,907	170,907	170,907	170,907	170,907	170,907
FEDERAL FUNDS.....	1,935,209	2,265,811	2,251,136	2,251,136	2,251,136	2,251,136	2,251,136
AUGMENTATIONS.....	77,975	129,864	98,650	98,647	98,647	98,647	98,647
RESTRICTED.....	2,275,473	2,206,987	2,256,921	2,242,537	2,231,290	2,231,777	2,221,307
OTHER FUNDS.....	2,053,496	2,001,965	2,018,765	1,882,428	1,940,524	2,015,961	2,049,392
DEPARTMENT TOTAL.....	\$ 8,623,365	\$ 8,729,647	\$ 8,846,434	\$ 8,726,804	\$ 8,814,705	\$ 8,957,527	\$ 9,010,723

Program: Transportation Support Services

Goal: To provide an effective administrative system supporting both non-highway and highway transportation programs.

The department develops general guidelines for highway-related activities while directing and coordinating construction, maintenance, and safety functions discussed under the [Highways and Bridges program](#) and the [Driver and Vehicle Services program](#). Managerial responsibilities include providing support in legal, budgetary, accounting, personnel, procurement, information systems, and public relations matters. A central [municipal services staff](#) handles grant allocations to local governments and coordinates highway transfer activities which are discussed under the Local Highway and Bridge Assistance Program

section. In addition, the [State Transportation Commission](#) and the [Transportation Advisory Committee](#) are funded within this program. This program also provides for refunds of Motor License Fund overpayments associated with operator licenses, vehicle registrations and safety inspection stickers.

Funding for direct supervision and oversight of aviation, mass transportation, rail freight, ports and waterways, and bicycle and pedestrian facilities activities is shown under the [Multimodal Transportation program](#).

Program Recommendations:

This budget recommends the following changes: (Dollar Amounts in Thousands)

GENERAL FUND	MOTOR LICENSE FUND
Infrastructure Projects \$ -1,900 —program elimination.	General Government Operations \$ 1,479 —to continue current program.

The Refunding Collected Monies executive authorization is recommended at the current year funding level.

Appropriations within this Program:

(Dollar Amounts in Thousands)

	2018-19 Actual	2019-20 Available	2020-21 Budget	2021-22 Estimated	2022-23 Estimated	2023-24 Estimated	2024-25 Estimated
GENERAL FUND:							
Infrastructure Projects	\$ 0	\$ 1,900	\$ 0	\$ 0	\$ 0	\$ 0	\$ 0
MOTOR LICENSE FUND:							
General Government Operations	\$ 60,921	\$ 62,421	\$ 63,900	\$ 63,900	\$ 63,900	\$ 63,900	\$ 63,900
Refunding Collected Monies (EA)	1,750	2,500	2,500	2,500	2,500	2,500	2,500
TOTAL MOTOR LICENSE FUND.....	\$ 62,671	\$ 64,921	\$ 66,400	\$ 66,400	\$ 66,400	\$ 66,400	\$ 66,400

Program Measures:

	2014-15 Actual	2015-16 Actual	2016-17 Actual	2017-18 Actual	2018-19 Actual	2019-20 Estimated	2020-21 Estimated
--	-------------------	-------------------	-------------------	-------------------	-------------------	----------------------	----------------------

Maintain low overhead costs while providing timely, quality service in order to create the best value for all customers.

Overhead costs as a percentage of department budget (state funds)	1.13%	1.00%	1.06%	1.02%	0.96%	1.03%	1.04%
---	-------	-------	-------	-------	-------	-------	-------

Program: Highways and Bridges

Goal: To provide a safe and efficient state-administered highway network through road and bridge improvements, as well as through ongoing maintenance activities including winter traffic services.

Highway and Bridge Construction/Reconstruction

[Highway and Bridge Construction/Reconstruction](#) supports the economic vitality of the commonwealth and the mobility and quality of life of its residents. The department is responsible for approximately 40,000 miles of roadway and 25,000 bridges.

Managing Pennsylvania's highway and bridge system, along with aviation, bicycle, pedestrian, and other facilities in our state is a large, cooperative effort. The department, with federal and local partners, provides programs, tools and resources to assess projects in the near term, as well as the future, and meet financial realities and customer needs.

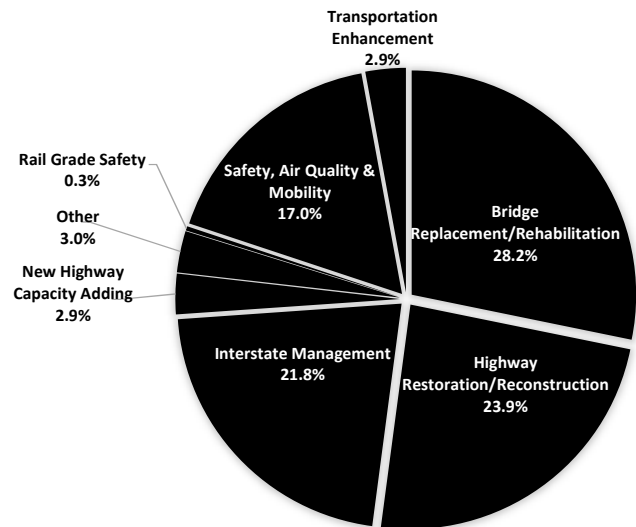
Staff are actively involved in facilitating and making improvements to the transportation system, and also in planning them in the near and long term. These staff are liaisons for [Metropolitan and Rural Planning Organizations](#), the [State Transportation Commission](#), and the Transportation Advisory Committee, as well as Transportation Management Associations, the public and other stakeholders. The products of this collaboration, at a high level are the state's [Transportation Improvement Program](#) and [Twelve Year Program](#), which include projects highlighted on the [PA Transportation Projects](#) website.

State Highway and Bridge Maintenance

Pennsylvania experiences high volumes of traffic and is subject to inclement weather. Roadway treatments that prolong the useful life of infrastructure range from crack sealing and seal coats to more extensive surface treatment such as resurfacing. Bridge activity ranges from deck washing and cleaning drainage outlets, to repair and preventive maintenance of deck surface and structural components.

Unscheduled maintenance services must be performed in response to flooding, wind storms, landslides, sinkholes, and similar acts of nature. An event that is declared a national disaster becomes eligible for federal assistance, which typically covers approximately half of the total costs incurred.

Current Four-Year Project Distribution (October 2018 - September 2022)



A base level of [State Highway and Bridge Maintenance](#) activity is funded by a portion of the unrestricted Motor License Fund. This is supplemented by a dedicated share of the Oil Company Franchise Tax.

The Highway Systems Technology and Innovation appropriation includes costs associated with the department's traffic management centers, operation and maintenance of intelligent transportation equipment, traveler information provided to public, and other key traffic operations efforts. This also covers costs for 511 services including the 511 PA website, the alert service, and a mobile application to communicate with Pennsylvania travelers.

Program: Highways and Bridges (continued)

Program Recommendations:

This budget recommends the following changes: (Dollar Amounts in Thousands)

	MOTOR LICENSE FUND		Highway Maintenance
	Highway and Safety Improvements		—to continue current program.
\$ 60,000	—to continue current program based on current revenue estimates.	\$ 8,492	

All other appropriations and executive authorizations are recommended at the current year funding levels.

Appropriations within this Program:

(Dollar Amounts in Thousands)

	2018-19 Actual	2019-20 Available	2020-21 Budget	2021-22 Estimated	2022-23 Estimated	2023-24 Estimated	2024-25 Estimated
MOTOR LICENSE FUND:							
Welcome Centers	\$ 3,815	\$ 4,115	\$ 4,115	\$ 4,115	\$ 4,115	\$ 4,115	\$ 4,115
Highway and Safety Improvements.....	278,000	190,000	250,000	250,000	270,000	315,000	333,000
Highway Capital Projects (EA)	230,000	230,000	230,000	230,000	235,000	240,000	240,000
Highway Maintenance	860,860	882,054	890,546	902,866	919,043	936,609	947,675
Rural Commercial Routes	90,000	0	0	0	0	0	0
Highway Systems Technology and Innovation	16,000	16,000	16,000	16,000	16,000	16,000	16,000
Reinvestment in Facilities.....	11,000	16,000	16,000	16,000	16,000	16,000	16,000
Payment to Turnpike Commission (EA).....	28,000	28,000	28,000	28,000	28,000	28,000	28,000
TOTAL MOTOR LICENSE FUND.....	\$ 1,517,675	\$ 1,366,169	\$ 1,434,661	\$ 1,446,981	\$ 1,488,158	\$ 1,555,724	\$ 1,584,790

Program Measures:

	2014-15 Actual	2015-16 Actual	2016-17 Actual	2017-18 Actual	2018-19 Actual	2019-20 Estimated	2020-21 Estimated
--	-------------------	-------------------	-------------------	-------------------	-------------------	----------------------	----------------------

Increase the percentage of highway system in good or excellent condition.

Highway and Bridge Construction/Reconstruction

Miles of new highway construction	12	28	26	18	14	12	16
Miles of Interstate reconstruction or restoration.....	67	56	32	101	164	73	95
Miles of non-Interstate reconstruction or restoration	117	141	144	83	335	216	197
Percentage of Interstate Highway System in good condition	84.8%	81.6%	80.9%	67.2%	65.0%	63.7%	64.3%
Percentage of Interstate Highway System in fair condition	12.9%	15.2%	15.9%	32.4%	34.7%	35.9%	35.3%
Percentage of Interstate Highway System in poor condition	2.3%	3.2%	3.2%	0.4%	0.2%	0.4%	0.4%
Percentage of National Highway System non-Interstate highways in good condition	62.5%	63.7%	65.4%	36.8%	33.1%	25.4%	21.9%
Percentage of National Highway System non-Interstate highways in fair condition	22.9%	22.7%	22.2%	60.9%	65.7%	73.3%	76.6%
Percentage of National Highway System non-Interstate highways in poor condition	14.6%	13.6%	12.4%	2.3%	1.2%	1.3%	1.5%
Percentage of bridges in good condition	28.44%	29.26%	30.20%	31.67%	32.80%	33.70%	33.80%
Percentage of bridges in fair condition	55.93%	55.96%	56.17%	56.19%	56.10%	56.20%	56.30%

Program: Highways and Bridges (continued)

Program Measures: (continued)	2014-15 Actual	2015-16 Actual	2016-17 Actual	2017-18 Actual	2018-19 Actual	2019-20 Estimated	2020-21 Estimated
Percentage of bridges							
in poor condition	15.64%	14.78%	13.63%	12.13%	11.10%	10.10%	9.90%
Poor bridges rehabilitated/replaced.....	253	415	556	402	171	234	117
Number of closed bridges	44	56	29	28	34	35	35
Number of posted bridges	805	750	653	553	488	488	498
Number of bridges preserved.....	265	216	248	229	181	338	349
Highway and Bridge Maintenance							
Miles of state maintained highways improved:							
Structural restoration	51	71	70	86	415	720	697
Resurfacing	1,707	1,810	1,769	2,754	1,780	1,820	1,623
Surface repairs	3,302	3,410	3,466	3,316	2,990	3,747	3,745
Total miles of state maintained highways improved.....	5,060	5,291	5,305	6,156	5,185	6,287	6,065

Program: Local Highway and Bridge Assistance

Goal: To assist local governments in the maintenance and construction of their portion of the total highway and bridge system.

The commonwealth provides several programs to assist municipal and county governments in the maintenance and construction of their approximately 78,000 miles of roadway (roughly two-thirds of Pennsylvania highways) and 6,500 bridges that are greater than twenty feet. The majority of state funds are distributed by statutory formula, while federal funds are allocated in partnership with the [Metropolitan and Rural Transportation Planning Organizations](#).

A portion of the revenues from motor fuel taxes, certain Vehicle Code fines, and other sources are directed by law to municipalities. Grants may be used for a broad range of highway and bridge activities. The department provides technical assistance to local governments and is responsible for assuring expenditures are made in accordance with the law.

Dedicated Motor License Fund revenues are received from a portion of the Oil Company Franchise Tax and registration fees of commonwealth-registered vehicles having a gross weight in excess of 26,000 pounds. For

the local program, both municipalities and counties are eligible for grants on approximately 6,500 bridges greater than 20 feet long owned by these political subdivisions. Projects are selected by the Metropolitan and Rural Planning Organizations and must be approved in the commonwealth's capital budget.

The [Highway Transfer program](#) is a voluntary program in which the department pays to upgrade a road segment to acceptable standards, transfers ownership to a political subdivision, and provides a \$4,000 per mile per year subsidy for future maintenance.

There are three programs specifically directed toward county governments. General assistance for highway maintenance and construction, and assistance for economically distressed counties with the local share of bridge improvement projects are each funded from a portion of the Oil Company Franchise Tax. A third program for maintenance and construction of county bridges specifies the distribution of an annual appropriation based on each county's percentage of the total county-owned bridge deck area in the state.

Program Recommendations:

This budget recommends the following changes: (Dollar Amounts in Thousands)

	MOTOR LICENSE FUND								
	Local Road Maintenance and Construction Payments		\$	10,000		Municipal Traffic Signals			
\$ -114	—to continue current program.					—to continue current program based on current revenue estimates.			

All other appropriations are recommended at the current year funding levels.

Appropriations within this Program:

(Dollar Amounts in Thousands)

	2018-19 Actual	2019-20 Available	2020-21 Budget	2021-22 Estimated	2022-23 Estimated	2023-24 Estimated	2024-25 Estimated
MOTOR LICENSE FUND:							
Local Road Maintenance and Construction Payments	\$ 260,637	\$ 253,576	\$ 253,462	\$ 254,674	\$ 254,259	\$ 254,182	\$ 253,293
Supplemental Local Road Maintenance & Construction Payments	5,000	5,000	5,000	5,000	5,000	5,000	5,000
Municipal Roads and Bridges	30,000	30,000	30,000	30,000	30,000	30,000	30,000
Maintenance and Construction of County Bridges	5,000	5,000	5,000	5,000	5,000	5,000	5,000
Municipal Traffic Signals	40,000	10,000	20,000	40,000	40,000	40,000	40,000
TOTAL MOTOR LICENSE FUND.....	\$ 340,637	\$ 303,576	\$ 313,462	\$ 334,674	\$ 334,259	\$ 334,182	\$ 333,293

Program: Multimodal Transportation

Goal: To support public transportation, intercity bus, intercity rail, rail freight, ports, aviation and bicycle and pedestrian facilities options that improve the mobility and the quality of life for urban and rural Pennsylvanians, and enhance economic activity throughout the commonwealth.

Multimodal Transportation provides support primarily for the commonwealth's non-highway infrastructure that includes public transportation, aviation, bicycle, pedestrian, passenger and freight rail, and ports. Improvements and programs for non-highway transportation are funded through various sources.

Public Transportation

[Public transportation](#) service within Pennsylvania is provided by 35 transit systems. Operating grants to these organizations are determined by a base allocation equal to the prior-year subsidy and supplemental funding distributed on four performance factors, including total passengers, senior passengers, revenue vehicle miles, and revenue vehicle hours.

The Asset Improvement account provides public transportation capital funding to maintain and improve vehicles, communication equipment, technology, and transit facilities. Through the Programs of Statewide Significance account, the commonwealth supports affordable access to demographic groups whose mobility would otherwise be more limited.

Free Transit Services for Seniors

The commonwealth's older citizens have benefited from greater mobility through the implementation of the [Free Transit and the Shared Ride programs](#). Both programs are funded from a portion of the revenues received from the state lottery.

The Free Transit Program provides free rides on participating local fixed route operations to Pennsylvanians who are 65 years of age or older, while the Shared Ride Program enables senior citizens 65 years or older to use demand-responsive service at a significant fare discount. These programs both serve to enhance the ability of older Pennsylvanians to remain connected with local services and their community.

Intercity Transportation

The commonwealth's [intercity bus program](#) supports operations on routes where, without state assistance, essential service would be terminated. As private operators propose termination of such services, the department evaluates the economic and social impacts of service termination and determines the merits of public subsidy. Federal funds also are used to support intercity bus operations and supplement the existing state-sponsored program.

[Intercity rail passenger service](#) in Pennsylvania, as distinguished from local or regional commuter service, is provided by Amtrak. The department has contracted with Amtrak to provide service from Harrisburg to Philadelphia (The Keystone) and between Philadelphia and Pittsburgh (The Pennsylvanian).

PennPORTS

Pennsylvania's ports provide a cost-effective method of moving freight and are a competitive advantage for the commonwealth in attracting and retaining businesses. Pennsylvania boasts a deep-water port in Philadelphia, a busy, sprawling inland port in Pittsburgh, and a Great Lakes port in Erie with access to the world through the St. Lawrence Seaway, as well as numerous privately-owned and operated terminals throughout the commonwealth. [PennPORTS](#) supports the operation and maintenance of the ports of Erie, Pittsburgh, and Philadelphia as well as strategic planning, policy development, and project oversight.

Rail Freight

The department administers programs to assist railroad owners with infrastructure improvements, acquisition, accelerated maintenance, and new construction. Through the [Rail Freight Assistance Program and the Rail Transportation Assistance Program](#), grants may be issued to private railroads, companies utilizing rail in their shipping process, and public authorities or municipalities that are conduits for rail activities. These two grant programs have been used to improve track, make acquisitions and construct new rail facilities.

The department also receives annual funding from the Unconventional Gas Well Fund to provide rail freight grants for projects related to or directly benefitting the commonwealth's Marcellus Shale gas drilling industry.

Aviation

The department provides programs to improve the safety and effectiveness of the commonwealth's aviation network, including an airport inspection and licensing program. The department administers state and federal grant [programs](#) that are available for the commonwealth's public use airports. The State Aviation Development Program is used for public use airports to meet safety, security, capacity, environmental, and planning needs. The Real Estate Tax Reimbursement Program allows for publicly operated airports to receive rebates on real estate taxes for land that is essential for airport public use.

Program: Multimodal Transportation (continued)

In addition, capital bond funds are available through the Aviation Transportation Assistance Program for airports that have a public sector sponsor.

Multimodal Transportation Fund Statewide Program Grants

Act 89 established a dedicated [Multimodal Transportation Fund \(MTF\)](#) intended to stabilize funding for ports and rail freight, increase aviation investments, establish dedicated funding for bicycle and pedestrian improvements, and allow targeted funding for priority investments in any mode. The department provides grants to municipalities, councils of government, businesses, economic development

organizations, public transportation agencies, and rail freight, passenger rail, and port entities through the MTF to improve transportation assets that enhance communities, pedestrian safety, and transit revitalization.

Bicycle and Pedestrian Facilities

The department has developed a Statewide Active Transportation Plan to outline a vision and overall strategies to implement bicycle and pedestrian projects throughout Pennsylvania. The plan focuses around six themes, including safety, connectivity, partnerships, economic mobility, transportation equity, and public health.

Program Recommendations:

This budget recommends the following Lottery Fund changes: (Dollar Amounts in Thousands)

The Lottery Fund's Older Pennsylvanians Shared Rides (EA) and Transfer to Public Transportation Trust Fund (EA) are recommended at the current year funding levels.

Appropriations within this Program:

(Dollar Amounts in Thousands)

	2018-19 Actual	2019-20 Available	2020-21 Budget	2021-22 Estimated	2022-23 Estimated	2023-24 Estimated	2024-25 Estimated
LOTTERY FUND:							
Older Pennsylvanians Shared Rides (EA) \$	69,522	\$ 75,000	\$ 75,000	\$ 75,000	\$ 75,000	\$ 75,000	\$ 75,000
Transfer to Public Transportation Trust Fund (EA)	95,907	95,907	95,907	95,907	95,907	95,907	95,907
TOTAL LOTTERY FUND.....	\$ 165,429	\$ 170,907	\$ 170,907	\$ 170,907	\$ 170,907	\$ 170,907	\$ 170,907
PUBLIC TRANSPORTATION TRUST FUND:							
(R)Mass Transit Operating (EA)	\$ 824,093	\$ 854,093	\$ 894,093	\$ 904,093	\$ 924,093	\$ 954,093	\$ 974,093
(R)Asset Improvement (EA)	520,000	505,000	500,000	355,000	375,000	405,000	405,000
(R)Capital Improvement (EA)	52,771	38,132	40,000	25,000	25,000	25,000	25,000
(R)Programs of Statewide Significance (EA)	165,000	110,000	100,000	95,000	100,000	100,000	100,000
(R)Transit Administration and Oversight (EA)	4,488	4,488	4,488	4,488	4,488	4,488	4,488
TOTAL PUBLIC TRANSPORTATION TRUST FUND.....	\$ 1,566,352	\$ 1,511,713	\$ 1,538,581	\$ 1,383,581	\$ 1,428,581	\$ 1,488,581	\$ 1,508,581
MULTIMODAL TRANSPORTATION FUND:							
Aviation Grants (EA).....	\$ 6,238	\$ 6,466	\$ 6,466	\$ 6,725	\$ 6,725	\$ 6,994	\$ 6,994
Rail Freight Grants (EA)	10,396	10,775	10,775	11,206	11,206	11,654	11,654
Passenger Rail Grants (EA)	8,317	8,621	8,621	8,966	8,966	9,325	9,325
Ports and Waterways Grants (EA)	10,396	10,775	10,775	11,206	11,206	11,654	11,654
Bicycle and Pedestrian Facilities Grants (EA).....	2,079	2,155	2,155	2,241	2,241	2,331	2,331
Statewide Programs Grants (EA)	40,000	40,000	40,000	40,000	40,000	40,000	40,000
Multimodal Administration and Oversight (EA)	4,317	4,317	4,317	4,317	4,317	4,317	4,317
Transfer to Commonwealth Financing Authority (EA)	64,513	64,849	64,603	69,239	69,639	71,225	72,325
PennPORTS-Philadelphia Regional Port Authority Debt Service	4,606	4,607	4,608	0	0	0	0
TOTAL MULTIMODAL TRANSPORTATION FUND	\$ 150,862	\$ 152,565	\$ 152,320	\$ 153,900	\$ 154,300	\$ 157,500	\$ 158,600

Program: Multimodal Transportation (continued)

Program Measures:	2013-14 Actual	2014-15 Actual	2015-16 Actual	2016-17 Actual	2017-18 Actual	2018-19 Estimated	2019-20 Estimated
Support public transportation, intercity bus, intercity rail, rail freight, ports and aviation operations that improve the mobility and quality of life for urban and rural Pennsylvanians, and enhance economic activity throughout the commonwealth.							
Mass Transportation							
Passengers carried by							
state-assisted operators	430,200,000	425,700,000	403,788,000	397,360,000	387,443,000	395,499,000	397,160,000
Passengers per vehicle hour.....	39.2	38.5	36.4	35.4	34.4	34.6	34.7
Older Pennsylvanians Transit							
Number of free transit trips.....	34,060,000	34,580,000	33,457,000	33,705,000	33,843,000	33,722,000	33,864,000
Trips on state-assisted shared ride vehicles.....	4,090,000	3,920,000	3,707,000	3,479,000	3,330,000	3,363,000	3,396,000
Cost to the commonwealth per trip:							
Free transit	\$2.73	\$2.77	\$2.87	\$2.85	\$2.83	\$2.84	\$2.84
State-assisted shared ride vehicles.....	\$18.09	\$18.72	\$19.20	\$19.65	\$19.98	\$20.38	\$20.78
Intercity Transportation							
Intercity Bus:							
Passengers handled.....	377,051	236,309	226,308	211,750	204,559	203,150	205,182
Subsidy per passenger trip.....	\$4.94	\$6.57	\$6.98	\$8.14	\$8.51	\$9.01	\$9.19
Intercity Rail:							
Passengers handled	1,593,951	1,638,969	1,760,512	1,713,511	1,567,697	1,640,752	1,717,211
Subsidy per passenger mile.....	\$0.12	\$0.11	\$0.10	\$0.10	\$0.10	\$0.10	\$0.10
Aviation:							
Runways with a pavement condition index of fair or better	94%	94%	86%	84%	90%	92%	92%

Program: Driver and Vehicle Services

Goal: To minimize traffic accidents attributable to driver error and mechanically defective vehicles and to promote highway safety programs.

[Driver and Vehicle Services](#) processes applications and collects fees for all vehicle registrations, titles, and operator licenses, and oversees operator and vehicular licensing activities such as testing, inspections, financial responsibility, and revocations. This includes [driver's license examinations](#) which certify an individual possesses the knowledge and skills to safely operate passenger and commercial vehicles and motorcycles.

The [Vehicle Safety Inspection Program](#) is intended to minimize traffic accidents due to mechanical failure. The commonwealth operates an annual [Vehicle Emissions Inspection Program](#) in 25 counties. In the remaining 42 counties not required to participate in the Vehicle Emissions Inspection Program, the annual Vehicle Safety Inspection Program incorporates a visual anti-tampering check for the presence of federally required emission control components that were installed on the vehicle by the manufacturer.

Pennsylvania enforcement officials are responsible for the issuance of citations for Vehicle Code violations. In addition to assigning points for driver infractions, the department suspends, revokes, disqualifies, or recalls driver's licenses for many violations, including accumulation of points. Driver's License program areas also administer the [Motor Voter](#) program and the commonwealth's [Organ Donor](#) program.

The department processes cancellation notices received from insurance companies. Notification of cancellation prompts the department to have registrants revalidate proper insurance coverage for the vehicle.

Driver and Vehicle Services currently has 101 offices [statewide](#) offering driver examination and/or photo licensing services and is working with private business to further decentralize its services to improve access. As part of its ongoing efforts to enhance customer service options and provide customers with another convenient option for taking their driver's skills test, the department has authorized a limited number of third party entities to administer driver skills testing. Customers can also process transactions on the department's internet renewal system. This budget continues to include funding to comply with federal homeland security requirements, which allows Pennsylvania residents to obtain an [optional REAL ID compliant driver's license or state identification card](#) that will be accepted for boarding a domestic commercial flight or entering a federal building.

Program Recommendations:

This budget recommends the following changes: (Dollar Amounts in Thousands)

<p>GENERAL FUND Vehicle Sales Tax Collections \$ -370 —to continue current program.</p> <p>Voter Registration \$ 53 —to continue current program.</p>	<p>MOTOR LICENSE FUND Driver and Vehicle Services \$ 17,906 —to continue current program which maintains current photo fee. 4,094 —to continue and annualize the Enhancing Customer Service initiative. \$ 22,000 <i>Appropriation Increase</i></p> <p>Homeland Security - Real ID \$ -3,698 —to comply with federal Homeland Security requirements.</p>
---	---

Program: Driver and Vehicle Services (continued)

Appropriations within this Program:

(Dollar Amounts in Thousands)

	2018-19 Actual	2019-20 Available	2020-21 Budget	2021-22 Estimated	2022-23 Estimated	2023-24 Estimated	2024-25 Estimated
GENERAL FUND:							
Vehicle Sales Tax Collections.....	\$ 1,093	\$ 1,025	\$ 655	\$ 655	\$ 655	\$ 655	\$ 655
Voter Registration.....	525	520	573	573	573	573	573
TOTAL GENERAL FUND	\$ 1,618	\$ 1,545	\$ 1,228	\$ 1,228	\$ 1,228	\$ 1,228	\$ 1,228
MOTOR LICENSE FUND:							
Driver and Vehicle Services.....	\$ 165,216	\$ 186,403	\$ 208,403	\$ 209,293	\$ 210,956	\$ 211,070	\$ 213,128
Homeland Security - REAL ID	27,966	29,599	25,901	22,573	21,200	20,495	20,495
TOTAL MOTOR LICENSE FUND.....	\$ 193,182	\$ 216,002	\$ 234,304	\$ 231,866	\$ 232,156	\$ 231,565	\$ 233,623

Program Measures:

	2014-15 Actual	2015-16 Actual	2016-17 Actual	2017-18 Actual	2018-19 Actual	2019-20 Estimated	2020-21 Estimated
Provide exceptional customer service through a customer-focused business approach.							
Number of online eGov transactions (in millions)	8.42	8.71	8.90	10.00	10.60	11.90	11.90
Percentage of service center customers served within 30 minutes	82.0%	80.3%	79.9%	69.1%	65.0%	80.0%	80.0%
Access rate of driver and vehicle services call center	99.5%	99.6%	99.1%	99.1%	99.0%	99.5%	99.5%

– THIS PAGE INTENTIONALLY LEFT BLANK –



LEGISLATURE

The mission of the General Assembly of Pennsylvania is to formulate and enact the public policy of the commonwealth.

Through legislation and resolution, the General Assembly defines the functions of state government, provides for revenue for the commonwealth and appropriates money for the operation of state agencies and other purposes.

The General Assembly is composed of two bodies – the Senate and the House of Representatives. Its sessions begin on the first Tuesday of each year unless otherwise convened by proclamation of the governor.

Programs and Goals

Legislature: *To formulate and enact the public policy of the commonwealth, to define the functions of state government, to provide revenue for the commonwealth and to appropriate money for the operation of state agencies and for other purposes.*

Summary by Fund and Appropriation

(Dollar Amounts in Thousands)

	2018-19 ACTUAL	2019-20 AVAILABLE	2020-21 BUDGET
GENERAL FUND:			
<i>General Government:</i>			
Senate:			
Senators' Salaries.....	\$ 8,564	\$ 8,864	\$ 8,864
Senate President - Expenses.....	359	0	0
Employees of Chief Clerk.....	2,985	3,085	3,085
Salaried Officers and Employees.....	13,573	13,973	13,973
Incidental Expenses.....	3,395	3,595	3,595
Expenses - Senators.....	1,366	1,416	1,416
Legislative Printing and Expenses.....	7,548	8,048	8,048
Committee on Appropriations (R) and (D).....	0	0	3,015
Committee on Appropriations (R).....	1,458	1,508	0
Committee on Appropriations (D).....	1,457	1,507	0
Caucus Operations (R) and (D).....	0	0	79,861
Caucus Operations (R).....	46,550	42,326	0
Caucus Operations (D).....	34,764	37,535	0
Subtotal.....	\$ 122,019	\$ 121,857	\$ 121,857
House of Representatives:			
Members' Salaries, Speaker's Extra Compensation.....	\$ 33,043	\$ 35,290	\$ 35,290
Caucus Operations (R) and (D).....	0	0	133,375
Caucus Operations (R).....	65,115	69,275	0
Caucus Operations (D).....	60,260	64,100	0
Speaker's Office.....	1,810	1,810	1,810
Bi-Partisan Committee, Chief Clerk, Comptroller and EMS.....	14,834	14,834	14,834
Mileage - Representatives, Officers and Employees.....	372	372	372
Chief Clerk and Legislative Journal.....	3,443	3,443	3,443
Contingent Expenses (R) and (D).....	0	0	709
Speaker.....	20	20	0
Chief Clerk.....	591	591	0
Floor Leader (R).....	7	7	0
Floor Leader (D).....	7	7	0
Whip (R).....	6	6	0
Whip (D).....	6	6	0
Chairman - Caucus (R).....	3	3	0
Chairman - Caucus (D).....	3	3	0
Secretary - Caucus (R).....	3	3	0
Secretary - Caucus (D).....	3	3	0
Chairman - Appropriations Committee (R).....	6	6	0
Chairman - Appropriations Committee (D).....	6	6	0
Chairman - Policy Committee (R).....	2	2	0
Chairman - Policy Committee (D).....	2	2	0
Caucus Administrator (R).....	2	2	0
Caucus Administrator (D).....	2	2	0
Administrator for Staff (R).....	20	20	0
Administrator for Staff (D).....	20	20	0
Incidental Expenses.....	5,069	5,069	5,069
Expenses - Representatives.....	4,251	4,251	4,251
Legislative Printing and Expenses.....	10,674	10,674	10,674
Committee on Appropriations (R).....	3,223	3,223	3,223
Committee on Appropriations (D).....	3,223	3,223	3,223
Special Leadership Account (R).....	6,045	6,045	6,045
Special Leadership Account (D).....	6,045	6,045	6,045
Subtotal.....	\$ 218,116	\$ 228,363	\$ 228,363
Total - General Government.....	\$ 340,135	\$ 350,220	\$ 350,220
GENERAL FUND TOTAL.....	\$ 340,135	\$ 350,220	\$ 350,220

Program Funding Summary

(Dollar Amounts in Thousands)

	2018-19 Actual	2019-20 Available	2020-21 Budget	2021-22 Estimated	2022-23 Estimated	2023-24 Estimated	2024-25 Estimated
LEGISLATURE							
GENERAL FUND.....	\$ 340,135	\$ 350,220	\$ 350,220	\$ 350,220	\$ 350,220	\$ 350,220	\$ 350,220
MOTOR LICENSE FUND.....	0	0	0	0	0	0	0
LOTTERY FUND.....	0	0	0	0	0	0	0
FEDERAL FUNDS.....	0	0	0	0	0	0	0
AUGMENTATIONS.....	0	0	0	0	0	0	0
RESTRICTED.....	0	0	0	0	0	0	0
OTHER FUNDS.....	0	0	0	0	0	0	0
SUBCATEGORY TOTAL.....	\$ 340,135	\$ 350,220	\$ 350,220	\$ 350,220	\$ 350,220	\$ 350,220	\$ 350,220
ALL PROGRAMS:							
GENERAL FUND.....	\$ 340,135	\$ 350,220	\$ 350,220	\$ 350,220	\$ 350,220	\$ 350,220	\$ 350,220
MOTOR LICENSE FUND.....	0	0	0	0	0	0	0
LOTTERY FUND.....	0	0	0	0	0	0	0
FEDERAL FUNDS.....	0	0	0	0	0	0	0
AUGMENTATIONS.....	0	0	0	0	0	0	0
RESTRICTED.....	0	0	0	0	0	0	0
OTHER FUNDS.....	0	0	0	0	0	0	0
DEPARTMENT TOTAL.....	\$ 340,135	\$ 350,220	\$ 350,220	\$ 350,220	\$ 350,220	\$ 350,220	\$ 350,220

Program: Legislature

Goal: To formulate and enact the public policy of the commonwealth, to define the functions of state government, to provide revenue for the commonwealth and to appropriate money for the operation of state agencies and for other purposes.

This program provides for the operation of the General Assembly, which consists of a 50 member Senate and a 203 member House of Representatives, funded by numerous General Fund appropriations.

Program Recommendations:

This budget recommends the following changes: (Dollar Amounts in Thousands)

All appropriations are recommended at the current year funding levels.

Appropriations within this Program:

(Dollar Amounts in Thousands)

	2018-19 Actual	2019-20 Available	2020-21 Budget	2021-22 Estimated	2022-23 Estimated	2023-24 Estimated	2024-25 Estimated
GENERAL FUND:							
Legislature.....	\$ 340,135	\$ 350,220	\$ 350,220	\$ 350,220	\$ 350,220	\$ 350,220	\$ 350,220



JUDICIARY

The mission of the judicial system of the commonwealth is to provide citizens with prompt and equitable justice under the law.

The court system includes the Supreme Court, Superior Court, Commonwealth Court, Courts of Common Pleas and community courts including Philadelphia Municipal Court, Pittsburgh Municipal Court and magisterial district courts.

Programs and Goals

State Judicial System: *To provide the citizens of the commonwealth with prompt and equitable justice under the law.*

Summary by Fund and Appropriation

(Dollar Amounts in Thousands)

	2018-19 ACTUAL	2019-20 AVAILABLE	2020-21 BUDGET
GENERAL FUND:			
<i>General Government:</i>			
Supreme Court:			
Supreme Court.....	\$ 17,150	\$ 17,150	\$ 17,150
Justice Expenses.....	118	118	118
Judicial Center Operations.....	814	814	814
Judicial Council.....	141	141	141
District Court Administrators.....	19,657	19,657	19,657
Interbranch Commission.....	350	350	350
Court Management Education.....	73	73	73
Rules Committees.....	1,595	1,595	1,595
Court Administrator.....	11,577	11,577	11,577
(F)Court Improvement Project.....	1,130	1,130	1,130
(F)Adult Drug Court Outcome Evaluation.....	225	225	225
(F)Language Access Grant.....	0	50	50
(F)STOP Violence Against Women (EA).....	232	339	268
(F)Veteran's Treatment Court Strategic Planning (EA).....	0	200	100
(F)PA Reestablishment Analysis of Magisterial District Courts.....	0	0	80
Integrated Criminal Justice System.....	2,372	2,372	2,372
(F)JNET (EA).....	118	170	100
(R)Judicial Computer System.....	57,048	57,048	45,626
Unified Judicial System Security.....	2,002	2,002	2,002
Office of Elder Justice in the Courts.....	496	496	496
Subtotal.....	\$ 115,098	\$ 115,507	\$ 103,924
Superior Court:			
Superior Court.....	\$ 32,377	\$ 32,377	\$ 32,377
Judges Expenses.....	183	183	183
Subtotal.....	\$ 32,560	\$ 32,560	\$ 32,560
Commonwealth Court:			
Commonwealth Court.....	\$ 21,192	\$ 21,192	\$ 21,192
Judges Expenses.....	132	132	132
Subtotal.....	\$ 21,324	\$ 21,324	\$ 21,324
Courts of Common Pleas:			
Courts of Common Pleas.....	\$ 117,739	\$ 117,739	\$ 117,739
Senior Judges.....	4,004	4,004	4,004
Judicial Education.....	1,247	1,247	1,247
Ethics Committee.....	62	62	62
Problem-Solving Courts.....	1,103	1,103	1,103
Subtotal.....	\$ 124,155	\$ 124,155	\$ 124,155
Magisterial District Judges:			
Magisterial District Judges.....	\$ 82,802	\$ 82,802	\$ 82,802
Magisterial District Judge Education.....	744	744	744
Subtotal.....	\$ 83,546	\$ 83,546	\$ 83,546
Philadelphia Courts:			
Municipal Court.....	\$ 7,794	\$ 7,794	\$ 7,794
Subtotal.....	\$ 7,794	\$ 7,794	\$ 7,794

Summary by Fund and Appropriation

(Dollar Amounts in Thousands)

	2018-19 ACTUAL	2019-20 AVAILABLE	2020-21 BUDGET
Judicial Conduct:			
Judicial Conduct Board.....	\$ 2,182	\$ 2,468	\$ 2,505
Court of Judicial Discipline.....	468	468	468
Subtotal.....	<u>\$ 2,650</u>	<u>\$ 2,936</u>	<u>\$ 2,973</u>
Subtotal - State Funds.....	\$ 328,374	\$ 328,660	\$ 328,697
Subtotal - Federal Funds.....	1,705	2,114	1,953
Subtotal - Restricted Revenues.....	57,048	57,048	45,626
Total - General Government.....	<u>\$ 387,127</u>	<u>\$ 387,822</u>	<u>\$ 376,276</u>
Grants and Subsidies:			
Reimbursement of County Costs:			
Juror Cost Reimbursement.....	\$ 1,118	\$ 1,118	\$ 1,118
County Court Reimbursement.....	23,136	23,136	23,136
Senior Judge Reimbursement.....	1,375	1,375	1,375
Court Interpreter County Grant.....	1,500	1,500	1,500
Subtotal.....	<u>\$ 27,129</u>	<u>\$ 27,129</u>	<u>\$ 27,129</u>
Total - Grants and Subsidies.....	<u>\$ 27,129</u>	<u>\$ 27,129</u>	<u>\$ 27,129</u>
STATE FUNDS.....	\$ 355,503	\$ 355,789	\$ 355,826
FEDERAL FUNDS.....	1,705	2,114	1,953
RESTRICTED REVENUES.....	57,048	57,048	45,626
GENERAL FUND TOTAL.....	<u>\$ 414,256</u>	<u>\$ 414,951</u>	<u>\$ 403,405</u>

Program Funding Summary

(Dollar Amounts in Thousands)

	2018-19 Actual	2019-20 Available	2020-21 Budget	2021-22 Estimated	2022-23 Estimated	2023-24 Estimated	2024-25 Estimated
STATE JUDICIAL SYSTEM							
GENERAL FUND.....	\$ 355,503	\$ 355,789	\$ 355,826	\$ 355,826	\$ 355,826	\$ 355,826	\$ 355,826
MOTOR LICENSE FUND.....	0	0	0	0	0	0	0
LOTTERY FUND.....	0	0	0	0	0	0	0
FEDERAL FUNDS.....	1,705	2,114	1,953	1,953	1,953	1,953	1,953
AUGMENTATIONS.....	0	0	0	0	0	0	0
RESTRICTED.....	57,048	57,048	45,626	45,626	45,626	45,626	45,626
OTHER FUNDS.....	0	0	0	0	0	0	0
SUBCATEGORY TOTAL.....	\$ 414,256	\$ 414,951	\$ 403,405	\$ 403,405	\$ 403,405	\$ 403,405	\$ 403,405
ALL PROGRAMS:							
GENERAL FUND.....	\$ 355,503	\$ 355,789	\$ 355,826	\$ 355,826	\$ 355,826	\$ 355,826	\$ 355,826
MOTOR LICENSE FUND.....	0	0	0	0	0	0	0
LOTTERY FUND.....	0	0	0	0	0	0	0
FEDERAL FUNDS.....	1,705	2,114	1,953	1,953	1,953	1,953	1,953
AUGMENTATIONS.....	0	0	0	0	0	0	0
RESTRICTED.....	57,048	57,048	45,626	45,626	45,626	45,626	45,626
OTHER FUNDS.....	0	0	0	0	0	0	0
DEPARTMENT TOTAL.....	\$ 414,256	\$ 414,951	\$ 403,405	\$ 403,405	\$ 403,405	\$ 403,405	\$ 403,405

Program: State Judicial System

Goal: To provide the citizens of the commonwealth with prompt and equitable justice under the law.

Pennsylvania's [Unified Judicial System](#) is a layered court system consisting of the Supreme Court, Commonwealth Court, Superior Court, Courts of Common Pleas, the magisterial district courts, and Philadelphia Municipal Court. The Judiciary's core mission is the delivery of fair, timely, and accessible justice for all Pennsylvanians.

In counties other than Philadelphia, courts at the first level of the system are presided over by [Magisterial District Judges](#) who have jurisdiction over summary criminal cases, landlord-tenant matters, and other civil actions where the amount claimed does not exceed \$12,000. They also have jurisdiction to issue warrants, hold arraignments and preliminary hearings in all criminal cases, and accept guilty pleas under certain circumstances. In Philadelphia, the [Municipal Court](#) is the initial level of the court system. Its limited jurisdiction is analogous to that of the Magisterial District Judges.

The second level in the court system is the [Courts of Common Pleas](#), which are courts of general trial jurisdiction. They have original jurisdiction over all cases not exclusively assigned to another court. Appellate jurisdiction extends to appeals from final orders of the lower courts and appeals from certain state and most local government agencies.

Appeals from the Courts of Common Pleas are generally handled by one of the two intermediate-level appellate courts: [Commonwealth Court](#) and [Superior Court](#). Commonwealth Court has jurisdiction over appeals involving government agencies and officials and not-for-profit corporations, as well as original jurisdiction over Election Code matters and cases involving state officials. Superior Court has jurisdiction over all direct appeals not within the specific statutory jurisdiction of another appellate court. The [Supreme Court](#) is Pennsylvania's court of last

resort and is responsible for administration of the entire Unified Judicial System.

As defined by the state constitution, statute, and court rule, the Court Administrator of Pennsylvania heads the Administrative Office of Pennsylvania Courts (AOPC), the administrative arm of the Supreme Court in the court's oversight responsibility of the Unified Judicial System. At the direction of the Supreme Court, the AOPC has undertaken initiatives to assist those in need and educate the public by making court documents and information more accessible. In response, the [Office of Elder Justice in the Courts](#) and the [Office for Children and Families in the Courts](#) work to protect the needs of the most vulnerable. In addition, the Court is focused on the continued expansion of its [problem-solving courts](#) program, assisting with the treatment and rehabilitation of behaviors and conditions that are often linked to crime and social problems. And through the Judiciary's commitment to continued improvements in language access and interpreter services, individuals who are limited-English proficient, deaf, or hard-of-hearing are able to fully participate in court processes, preserving their access to justice.

Pennsylvania's state court system was the second system in the country to go online, and through its [Judicial Computer System](#) (JCS) has been among the nation's leaders in using technology to more efficiently administer its courts and broaden public accessibility to court information. The JCS is now an integral part of not only court operations statewide but also in supplying data for a broad array of state and local government agencies, especially in law enforcement through [JNET](#), the commonwealth's multi-agency Integrated Criminal Justice Network.

Program Recommendations:

This budget recommends the following changes: (Dollar Amounts in Thousands)

\$ 37 **Judicial Conduct Board**
—to continue current program.

All other appropriations are recommended at the current year funding levels.

Appropriations within this Program:

(Dollar Amounts in Thousands)

	2018-19 Actual	2019-20 Available	2020-21 Budget	2021-22 Estimated	2022-23 Estimated	2023-24 Estimated	2024-25 Estimated
GENERAL FUND							
Judiciary	\$ 355,503	\$ 355,789	\$ 355,826	\$ 355,826	\$ 355,826	\$ 355,826	\$ 355,826

– THIS PAGE INTENTIONALLY LEFT BLANK –



GOVERNMENT SUPPORT AGENCIES

The mission of the Government Support Agencies is to serve the members of the legislature, legislative committees, the governor, heads of state agencies and, in certain cases, citizens of the commonwealth, by providing research, fiscal and regulatory review, and administrative and operational support.

Programs and Goals

Government Support Agencies: *To provide research, fiscal and regulatory review, and administrative and operational support.*

Government Support Agencies

Summary by Fund and Appropriation

	(Dollar Amounts in Thousands)		
	2018-19	2019-20	2020-21
	ACTUAL	AVAILABLE	BUDGET
GENERAL FUND:			
<i>General Government:</i>			
Legislative Reference Bureau:			
Legislative Reference Bureau - Salaries and Expenses.....	\$ 9,191	\$ 9,691	\$ 9,691
Printing of PA Bulletin and PA Code.....	867	886	886
Contingent Expenses.....	0	25	25
Subtotal.....	<u>\$ 10,058</u>	<u>\$ 10,602</u>	<u>\$ 10,602</u>
Miscellaneous and Commissions:			
Legislative Budget and Finance Committee.....	1,977	2,020	2,020
Legislative Data Processing Center.....	29,848	32,255	32,255
LDP - Information Technology Modernization.....	0	2,500	2,500
Joint State Government Commission.....	1,664	1,701	1,701
Local Government Commission.....	1,255	1,283	1,283
Local Government Codes.....	23	24	24
Joint Legislative Air and Water Pollution Control Committee.....	582	582	582
Legislative Audit Advisory Commission.....	279	285	285
Independent Regulatory Review Commission.....	2,109	2,155	2,155
Capitol Preservation Committee.....	809	827	827
Capitol Restoration.....	3,089	3,157	3,157
Commission on Sentencing.....	2,053	2,553	2,553
Center for Rural Pennsylvania.....	1,104	1,128	1,128
Commonwealth Mail Processing Center.....	3,506	3,583	3,583
Legislative Reapportionment Commission.....	1,030	1,053	1,053
Independent Fiscal Office.....	2,293	2,343	2,343
Subtotal.....	<u>\$ 51,621</u>	<u>\$ 57,449</u>	<u>\$ 57,449</u>
Total - General Government.....	<u>\$ 61,679</u>	<u>\$ 68,051</u>	<u>\$ 68,051</u>
GENERAL FUND TOTAL.....	<u>\$ 61,679</u>	<u>\$ 68,051</u>	<u>\$ 68,051</u>

Program Funding Summary

(Dollar Amounts in Thousands)

	2018-19 Actual	2019-20 Available	2020-21 Budget	2021-22 Estimated	2022-23 Estimated	2023-24 Estimated	2024-25 Estimated
GOVERNMENT SUPPORT AGENCIES							
GENERAL FUND.....	\$ 61,679	\$ 68,051	\$ 68,051	\$ 68,051	\$ 68,051	\$ 68,051	\$ 68,051
MOTOR LICENSE FUND.....	0	0	0	0	0	0	0
LOTTERY FUND.....	0	0	0	0	0	0	0
FEDERAL FUNDS.....	0	0	0	0	0	0	0
AUGMENTATIONS.....	0	0	0	0	0	0	0
RESTRICTED.....	0	0	0	0	0	0	0
OTHER FUNDS.....	0	0	0	400	400	400	400
SUBCATEGORY TOTAL.....	\$ 61,679	\$ 68,051	\$ 68,051	\$ 68,451	\$ 68,451	\$ 68,451	\$ 68,451
ALL PROGRAMS:							
GENERAL FUND.....	\$ 61,679	\$ 68,051	\$ 68,051	\$ 68,051	\$ 68,051	\$ 68,051	\$ 68,051
MOTOR LICENSE FUND.....	0	0	0	0	0	0	0
LOTTERY FUND.....	0	0	0	0	0	0	0
FEDERAL FUNDS.....	0	0	0	0	0	0	0
AUGMENTATIONS.....	0	0	0	0	0	0	0
RESTRICTED.....	0	0	0	0	0	0	0
OTHER FUNDS.....	0	0	0	400	400	400	400
DEPARTMENT TOTAL.....	\$ 61,679	\$ 68,051	\$ 68,051	\$ 68,451	\$ 68,451	\$ 68,451	\$ 68,451

Government Support Agencies

Program: Government Support Agencies

Goal: To provide research, fiscal and regulatory review, and administrative and operational support.

The [Legislative Reference Bureau](#) prepares legislative bills and resolutions for introduction in the General Assembly; advises members of the legislature and legislative committees; and, from time to time, prepares proposed codifications of existing general statutes for adoption or rejection by the General Assembly.

The [Legislative Budget and Finance Committee](#) is a bipartisan, bicameral legislative service agency that conducts studies and makes recommendations aimed at eliminating unnecessary expenditures, promoting economy in the government of the commonwealth and assuring that state funds are being expended in accordance with legislative intent and law.

The [Legislative Data Processing Center](#) establishes and operates computer systems capable of storing and retrieving all of the financial, factual, procedural and legal information necessary to serve all of the committees, officers and agencies of the General Assembly.

The [Joint State Government Commission](#) serves as the bipartisan and bicameral research agency of the General Assembly.

The [Local Government Commission](#) is a bipartisan legislative service agency offering research assistance to propose legislation that will enable local governments to be more effective and efficient in providing services.

The [Joint Legislative Air and Water Pollution Control Committee](#) conducts studies regarding air, water and mining practices in the state and makes recommendations to the General Assembly.

The [Legislative Audit Advisory Commission](#) plans and performs the audit of the General Assembly's financial transactions.

The [Independent Regulatory Review Commission](#) reviews commonwealth agency regulations to ensure that they are in the public interest.

The [Capitol Preservation Committee](#) works to preserve the art, architecture and history of the Pennsylvania Capitol Building and Complex.

The [Commission on Sentencing](#) creates and maintains a consistent and rational statewide sentencing policy through the adoption of guidelines that promote fairer and more uniform sentencing throughout the commonwealth.

The [Center for Rural Pennsylvania](#) serves as a resource for rural policy within the General Assembly.

The Commonwealth Mail Processing Center screens and dispatches correspondence, packages and parcels.

The Legislative Reapportionment Commission receives the Census Bureau redistricting data in each year following the year of the federal decennial census. It is used as a basis for apportioning seats in the U.S. House of Representatives. Census data is also used to redraw legislative districts for the Pennsylvania House of Representatives and the state Senate.

The [Independent Fiscal Office](#) provides nonpartisan budget information and analysis.

Program Recommendations:

This budget recommends the following changes: (Dollar Amounts in Thousands)

All appropriations are recommended at the current year funding levels.

Appropriations within this Program:

(Dollar Amounts in Thousands)

	2018-19 Actual	2019-20 Available	2020-21 Budget	2021-22 Estimated	2022-23 Estimated	2023-24 Estimated	2024-25 Estimated
GENERAL FUND:							
Government Support Agencies.....	\$ 61,679	\$ 68,051	\$ 68,051	\$ 68,051	\$ 68,051	\$ 68,051	\$ 68,051



Commonwealth of Pennsylvania

Governor's Executive Budget

CAPITAL BUDGET

– THIS PAGE INTENTIONALLY LEFT BLANK –

Program Summary

This section presents the 2020-21 Capital Budget and Five Year Capital Program. The proposed funding sources and amounts needed to support capital programs are projected for five fiscal years.

All projects are grouped by categories regardless of the source of funding. The six categories, as explained below, are consistently used for projects which are to be funded by commonwealth debt obligations, current revenues and funds received from other jurisdictions. Funding source distinctions are clearly noted throughout the section which itemizes the recommended capital program.

Public Improvement Projects — this category includes various types of renovation projects and new buildings, nonstructural improvements and the acquisition of land. The Department of General Services administers design and construction for the majority of these projects. However, Keystone Recreation, Park and Conservation and Environmental Stewardship projects are administered by the Department of Conservation and Natural Resources.

Public Improvement — Original Furniture and Equipment Projects — this category provides for the equipping of newly completed public improvement projects by purchasing original movable furniture and equipment through the Department of General Services. Replacement furniture and equipment to be used in existing buildings are purchased as fixed assets.

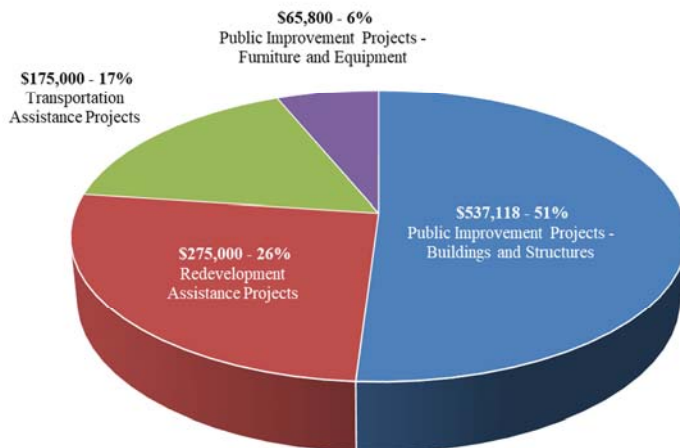
Transportation Assistance Projects — this category of projects includes: the purchase of rolling stock and construction or improvement of facilities operated by mass transportation agencies throughout the commonwealth; the acquisition, construction and equipping of rural and intercity common carrier surface transportation systems or any components thereof; and air transportation systems. These projects are administered by the Department of Transportation.

Redevelopment Assistance Projects — this category provides grants for the acquisition and construction of regional economic, cultural, civic, recreational, and historical improvements.

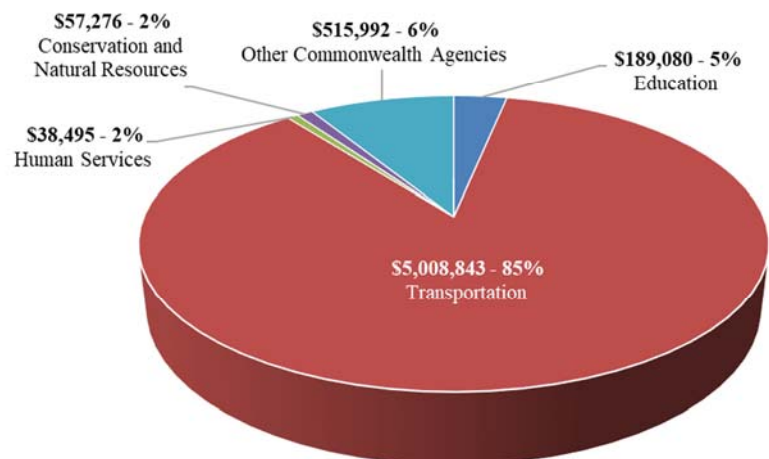
Flood Control Projects — this category provides the state's share of federal flood control works and improvements to prevent floods and to preserve, control and regulate the flow of rivers and streams in the commonwealth. These projects are administered by the Department of Environmental Protection.

Highway Projects — this category includes the design, purchase of rights-of-way, construction, reconstruction and other improvements to highways and bridges on the state highway system. These projects are designed and constructed by the Department of Transportation.

**2020-21 Estimated Capital Expenditures
Capital Facilities Bond Fund**
(Dollar Amounts in Thousands)



Recommended 2020-21 New Project Authorizations
(Dollar Amounts in Thousands)



Capital Budget Financing. Most project authorizations recommended in the capital budget are debt financed by General Obligation Bonds. However, other capital projects are financed by current revenues either from dedicated sources or appropriations through operating budgets. An additional \$4.7 billion in 2020-21 new project authorizations (mostly highway projects) is financed by current revenues.

The Capital Budget section consists of the following three subsections.

2020-21 New Project Authorizations — this section itemizes and describes the new capital projects recommended for authorization in 2020-21 and their proposed source of funding. The projects are listed by department and capital project category.

Impact on Operating Costs — The description of each recommended capital project contains a statement concerning the impact on program operating costs expected from the implementation of the capital project. With certain exceptions, the statement indicates little or no effect on operating costs. This is due to the fact that most capital projects involve the renovation or replacement of existing facilities. Consequently, any operating cost impact is derived from such items as efficiencies in energy consumption and avoided maintenance. These items, when viewed in terms of the total agency or program budget, generally tend to be negligible.

An exception is when a large-scale project is implemented which will dramatically change efficiencies and other components of an operating budget. In this case, the expected change in operating expenses is quantified. The net change in operating cost also is quantified when new construction will result in a significant increase in the capital asset base. A more precise figure will be recommended in the agency's operating budget when the project has been completed, which is usually several years after a capital project is authorized.

There are several categories of capital authorizations for which no estimate of operating cost impact is provided. Among these are Redevelopment Assistance, Flood Control, Transportation Assistance and flood protection projects undertaken as part of

the Public Improvement category. These projects constitute improvements to the property of other entities, primarily local jurisdictions such as cities, boroughs, townships and universities, among others. Any change in operating costs will, therefore, be borne by an entity other than the commonwealth.

Finally, the Highway Projects category also will not provide a statement of operating cost impact. This is because the bulk of capital spending in this category is for the rehabilitation of the existing highway network rather than the addition of new mileage. As rehabilitation takes place, high maintenance costs are avoided. These avoided maintenance costs are then shifted to other segments of roadway where repair needs are relatively significant. As a result, the total highway operating budget experiences little net change.

Future New Project Authorizations — this section contains a dollar forecast of new capital projects requested during each of the fiscal years 2021-22 through 2024-25. The projections are grouped by department and capital project category.

Estimated Capital Project Expenditures — this section provides an estimate of expenditures for capital projects during each of the next five fiscal years. Since design, acquisition and construction of a project are not generally completed during the fiscal year in which the project is initiated, actual expenditures usually occur over several fiscal years. The estimated expenditures determine the amount of bonds which must be issued or the current revenue appropriations required in each fiscal year. The projections are listed by capital project category and agency and are further subdivided by currently authorized projects, new projects proposed for 2020-21 and projects which will be authorized in the future (through 2024-25).

ESTIMATED CAPITAL EXPENDITURES State Funds

This table presents summary data on the source of funding and use for currently authorized and proposed capital projects. Detailed information on debt issued for capital projects is contained in the Public Debt section of this budget document.

(Dollar Amounts in Thousands)

	<u>2020-21</u> <u>Estimated</u>	<u>2021-22</u> <u>Estimated</u>	<u>2022-23</u> <u>Estimated</u>	<u>2023-24</u> <u>Estimated</u>	<u>2024-25</u> <u>Estimated</u>
GENERAL OBLIGATION BOND FUNDING					
Revenues					
Capital Facilities Bonds:					
Public Improvement Projects - Buildings and Structures.....	\$ 550,000	\$ 550,000	\$ 550,000	\$ 550,000	\$ 550,000
Public Improvement Projects - Furniture and Equipment.....	10,000	10,000	10,000	10,000	10,000
Redevelopment Assistance Projects.....	275,000	275,000	275,000	275,000	275,000
Flood Control Projects.....	0	0	0	0	0
Transportation Assistance Projects.....	175,000	175,000	175,000	175,000	175,000
Less: Costs of Issue.....	-2,500	-2,500	-2,500	-2,500	-2,500
Miscellaneous Revenue.....	6,000	6,000	6,000	6,000	6,000
Change in Available Cash.....	39,418	-47,685	-81,445	-126,237	-133,001
Total.....	<u>\$ 1,052,918</u>	<u>\$ 965,815</u>	<u>\$ 932,055</u>	<u>\$ 887,263</u>	<u>\$ 880,499</u>
Expenditures					
Capital Facilities Fund:					
Public Improvement Projects - Buildings and Structures.....	\$ 537,118	\$ 515,065	\$ 480,405	\$ 437,213	\$ 430,499
Public Improvement Projects - Furniture and Equipment.....	65,800	0	0	0	0
Redevelopment Assistance Projects.....	275,000	275,000	275,000	275,000	275,000
Flood Control Projects.....	0	750	1,650	50	0
Transportation Assistance Projects.....	175,000	175,000	175,000	175,000	175,000
Total - General Obligation Bonds.....	<u>\$ 1,052,918</u>	<u>\$ 965,815</u>	<u>\$ 932,055</u>	<u>\$ 887,263</u>	<u>\$ 880,499</u>
FROM CURRENT REVENUES					
Public Improvement Projects - Fish and Boat Fund.....	\$ 0	\$ 0	\$ 0	\$ 0	\$ 0
Acquisition, Improvement and Restoration Projects - Keystone Recreation, Park and Conservation Fund.....	18,075	20,000	20,000	20,000	20,000
Acquisition, Rehabilitation and Development Projects Environmental Stewardship Fund.....	11,235	12,000	12,000	12,000	12,000
Highway Projects - Motor License Fund.....	4,727,458	2,927,700	2,944,700	2,972,800	2,971,100
Total Current Revenues.....	<u>\$ 4,756,768</u>	<u>\$ 2,959,700</u>	<u>\$ 2,976,700</u>	<u>\$ 3,004,800</u>	<u>\$ 3,003,100</u>
TOTAL - ALL FUNDS	<u><u>\$ 5,809,686</u></u>	<u><u>\$ 3,925,515</u></u>	<u><u>\$ 3,908,755</u></u>	<u><u>\$ 3,892,063</u></u>	<u><u>\$ 3,883,599</u></u>

FORECAST OF NEW PROJECT AUTHORIZATIONS State Funds

This table provides a summary of the budget recommendations and potential future authorizations by department.

(Dollar Amounts in Thousands)

	<u>2020-21</u>	<u>2021-22</u>	<u>2022-23</u>	<u>2023-24</u>	<u>2024-25</u>	<u>Total</u>
Agriculture.....	\$ 33,142	\$ 28,475	\$ 29,895	\$ 8,992	\$ 19,097	\$ 119,601
Conservation and Natural Resources.....	57,276	87,435	77,997	79,592	84,029	386,329
Criminal Justice.....	41,028	40,277	40,015	39,742	40,016	201,078
Education.....	189,080	202,175	178,960	139,019	150,000	859,235
Environmental Protection.....	25,456	21,945	20,001	20,858	22,386	110,646
General Services.....	37,486	22,831	24,635	32,057	35,797	152,807
Historical and Museum Commission.....	17,678	11,031	14,471	6,956	15,273	65,410
Human Services.....	38,495	38,584	38,961	33,289	33,564	182,893
Military and Veterans Affairs.....	34,659	33,974	35,671	33,526	35,775	173,606
State Police.....	51,543	64,057	56,987	81,879	21,950	276,416
Transportation.....	5,008,843	3,131,729	3,148,161	3,173,153	3,182,712	17,644,599
TOTAL.....	\$ 5,534,686	\$ 3,682,515	\$ 3,665,755	\$ 3,649,063	\$ 3,640,599	\$ 20,172,619

RECOMMENDED 2020-21 NEW PROJECT AUTHORIZATIONS STATE FUNDS

This table provides a summary of new project authorizations by department and capital program category within bond and current revenue sources.

(Dollar Amounts in Thousands)

Capital Facilities Bond Funds

	Public Improvement Projects	Original Furniture & Equipment	Transportation Assistance Projects	Flood Control Projects
Agriculture.....	\$ 33,142	\$ 0	\$ 0	\$ 0
Conservation and Natural Resources.....	27,966	0	0	0
Criminal Justice.....	41,028	0	0	0
Education.....	189,080	0	0	0
Environmental Protection.....	25,456	0	0	0
General Services.....	37,486	0	0	0
Historical and Museum Commission.....	17,678	0	0	0
Human Services.....	38,495	0	0	0
Military and Veterans Affairs.....	34,659	0	0	0
State Police.....	51,543	0	0	0
Transportation.....	40,585	65,800	175,000	0
TOTAL.....	\$ 537,118	\$ 65,800	\$ 175,000	\$ 0

	Current Revenues		All Funds
	Highway Projects	Public Improvement Projects	
Agriculture.....	\$ 0	\$ 0	\$ 33,142
Conservation and Natural Resources.....	0	29,310	57,276
Criminal Justice.....	0	0	41,028
Education.....	0	0	189,080
Environmental Protection.....	0	0	25,456
General Services.....	0	0	37,486
Historical and Museum Commission.....	0	0	17,678
Human Services.....	0	0	38,495
Military and Veterans Affairs.....	0	0	34,659
State Police.....	0	0	51,543
Transportation.....	4,727,458	0	5,008,843
TOTAL.....	\$ 4,727,458	\$ 29,310	\$ 5,534,686

DEPARTMENT OF AGRICULTURE

Summary of Recommended Authorization Amounts by Program and Source of Funds

(Dollar Amounts in Thousands)

**Total
Project
Cost**

2020-21 PUBLIC IMPROVEMENT PROJECTS

Protection and Development of Agricultural Industries.....	\$ 33,142
TOTAL.....	<u>\$ 33,142</u>

SOURCE OF FUNDS

General Obligation Bond Issues

Capital Facilities Fund - Buildings and Structures.....	\$ 33,142
TOTAL.....	<u>\$ 33,142</u>

Department of Agriculture 2020-21 Projects

PUBLIC IMPROVEMENT PROJECTS

FROM CAPITAL FACILITIES BOND FUNDS

Program: Protection and Development of Agricultural Industries

This section provides a brief description of each recommended project, its location and cost components. Unless otherwise noted, these nonrecurring capital investments will not affect the agency's current or future operating budgets nor affect the services provided by the agency.

(Dollar Amounts in Thousands)

	<u>Total Project Cost</u>
<u>CHESTER COUNTY</u>	
Diagnostic Laboratory	\$ 30,366
CONSTRUCT NEW PA EQUINE TOXICOLOGY & RESEARCH LABORATORY AT THE UNIVERSITY OF PENNSYLVANIA: Design and Construction funds.	
<u>DAUPHIN COUNTY</u>	
Farm Show Complex	1,940
RENOVATE FARM SHOW COMPLEX: Construction funds for renovations and upgrades to the Farm Show Complex facilities and grounds.	
Diagnostic Laboratory	836
CONSTRUCT NEW PLANT INDUSTRY LABORATORY: Design funds.	
 PROGRAM TOTAL.....	 <u>\$ 33,142</u>

DEPARTMENT OF CONSERVATION AND NATURAL RESOURCES

Summary of Recommended Authorization Amounts by Program and Source of Funds

(Dollar Amounts in Thousands)

	Total Project Cost
	<hr/>
2020-21 PUBLIC IMPROVEMENT PROJECTS	
Parks and Forest Management.....	\$ 70,266
	<hr/>
TOTAL.....	<u>\$ 70,266</u>
SOURCE OF FUNDS	
General Obligation Bond Issues	
Capital Facilities Fund - Buildings and Structures.....	\$ 27,966
Capital Facilities Fund - Furniture and Equipment.....	0
	<hr/>
Subtotal General Obligation Bond Issues.....	<u>\$ 27,966</u>
Current Revenues	
Keystone Recreation, Park and Conservation Fund - Improvements and Rehabilitation.....	\$ 18,075
Growing Greener 'Environmental Stewardship Fund - Acquisition, Improvements and Rehabilitation.....	11,235
Dirt and Gravel Funds - Acquisition, Improvements and Rehabilitation.....	4,380
	<hr/>
Subtotal Current Revenues.....	<u>\$ 42,300</u>
TOTAL.....	<u><u>\$ 70,266</u></u>

Department of Conservation and Natural Resources 2020-21 Projects

PUBLIC IMPROVEMENT PROJECTS

FROM CAPITAL FACILITIES BOND FUNDS

Program: Parks and Forest Management

This section provides a brief description of each recommended project, its location and cost components. Unless otherwise noted, these nonrecurring capital investments will not affect the agency's current or future operating budgets nor affect the services provided by the agency.

(Dollar Amounts in Thousands)

	Total Project Cost
<u>ALLEGHENY COUNTY</u>	
Point State Park	\$ 200
CONSTRUCTION & PROJECT CLOSE-OUT: Monongahela Warf connector.	
<u>BEDFORD COUNTY</u>	
Buchanan State Forest	150
CONSTRUCTION & PROJECT CLOSE-OUT: New maintenance headquarters.	
<u>BUCKS COUNTY</u>	
Washington Crossing Historic Park	200
CONSTRUCTION: Upgrades to park.	
Delaware Canal State Park	4,753
DESIGN & CONSTRUCTION & CLOSE-OUT: Replacement of bridges along the Delaware Canal.	
<u>CAMRIA COUNTY</u>	
Gallitzin State Park	480
CONSTRUCTION: New district office.	
<u>CARBON COUNTY</u>	
Hickory Run State Park	240
DESIGN: Replace Pit Latrines with modern comfort stations	
Lehigh Gorge State Park	3,366
CONSTRUCTION: Rehabilitate White Haven public access area to include trail improvements, parking, comfort station and boat launch.	
<u>CENTER COUNTY</u>	
Penn Nursery and Wood Shop	265
CONSTRUCTION & PROJECT CLOSE-OUT: Replace maintenance shop.	
<u>CRAWFORD COUNTY</u>	
Pymatuning State Park	2,288
DESIGN & CONSTRUCTION: Rehabilitate state park campground facilities.	
<u>ERIE COUNTY</u>	
Presque Isle State Park	1,500
CONSTRUCTION: Beach nourishment.	

Department of Conservation and Natural Resources 2020-21 Projects

PUBLIC IMPROVEMENT PROJECTS

FROM CAPITAL FACILITIES BOND FUNDS

Program: Parks and Forest Management

This section provides a brief description of each recommended project, its location and cost components. Unless otherwise noted, these nonrecurring capital investments will not affect the agency's current or future operating budgets nor affect the services provided by the agency.

(Dollar Amounts in Thousands)

	<u>Total Project Cost</u>
<u>GREEN COUNTY</u>	
Ryerson Station State Park	\$ 1,255
DESIGN & CONSTRUCTION: Improvements to Ryerson Station State Park -Stream corridor restoration.	
<u>LYCOMING COUNTY</u>	
Tiadaghton & Tioga State Forest	100
CONSTRUCTION: Pine Creek trail offices.	
Forest District 12	225
CONSTRUCTION: Demo Old Building and Construct Public Restrooms and Contact Station on Pine Creek Rail Trail	
<u>MERCER COUNTY</u>	
MK Goddard State Park	640
CONSTRUCTION: Replace Existing Marina Facilities with New Structure.	
<u>MONROE COUNTY</u>	
Gouldsboro State Park	167
CONSTRUCTION: Dam rehabilitation.	
Tobyhanna State Park	5,223
CONSTRUCTION: Rehabilitate Tobyhanna No. 2 Dam	
<u>NORTHUMBERLAND COUNTY</u>	
Shikellamy State Park	315
CONSTRUCTION: Fish passageway.	
DESIGN: Marina building.	
<u>PIKE COUNTY</u>	
Delaware State Forest	57
PROJECT CLOSE-OUT: Rehabilitate Pecks Pond dam.	
CONSTRUCTION: New Resource Center.	
<u>SOMERSET COUNTY</u>	
Laurel Hill State Park	300
CONSTRUCTION: Group camp rehabilitation.	
 PROGRAM TOTAL.....	 <u>\$ 27,966</u>

Department of Conservation and Natural Resources 2020-21 Projects

PUBLIC IMPROVEMENT PROJECTS

FROM KEYSTONE RECREATION, PARK AND CONSERVATION CURRENT REVENUES

Program: Parks and Forest Management

This section provides a brief description of each recommended project, its location and cost components. Unless otherwise noted, these nonrecurring capital investments will not affect the agency's current or future operating budgets nor affect the services provided by the agency.

(Dollar Amounts in Thousands)

	Total Project Cost
<u>BEAVER COUNTY</u>	
Raccoon Creek State Park Repair Road Slips	\$ 1,500
<u>BEDFORD COUNTY</u>	
Park Region #3 Office Rehab Buildings at Region #3 Complex	250
Shawnee State Park Superstructure Replacement, Bridge No. 1202, Camping Area Road over PA Route 96	435
<u>BERKS COUNTY</u>	
French Creek State Park Big Woods Trail Improvement	350
<u>BLAIR COUNTY</u>	
Canoe Creek State Park Lower Trail Extension	2,000
<u>CAMBRIA COUNTY</u>	
Gallitzin State Forest Construct Babcock 5-Bay Pole Building	350
<u>COLUMBIA COUNTY</u>	
Weiser State Forest Construct RMC Maintenance Building Solar Array	200
<u>ERIE COUNTY</u>	
Presque Isle State Park Utilities Replacement, Replace Old Lake Road Watermain	1,500
<u>FAYETTE COUNTY</u>	
Ohiopyle State Park Construct Parking Lot Adjacent to Borough	600
Ohiopyle State Park Construct Parking Lot Adjacent to Borough	1,000
Ohiopyle State Park Rehab 4 Box Culverts (0914, 0935, 0939) & Demo 1 Culvert (0952)	1,100
<u>FULTON COUNTY</u>	
Cowan's Gap State Park Rehab STP - Fine Screen, Blowers, Paint Tanks.	300
<u>GREENE COUNTY</u>	
Ryerson Station State Park Replace Iron Bridge	250

Capital Budget

Department of Conservation and Natural Resources 2020-21 Projects

PUBLIC IMPROVEMENT PROJECTS

FROM KEYSTONE RECREATION, PARK AND CONSERVATION CURRENT REVENUES (continued)

Program: Parks and Forest Management

This section provides a brief description of each recommended project, its location and cost components. Unless otherwise noted, these nonrecurring capital investments will not affect the agency's current or future operating budgets nor affect the services provided by the agency.

(Dollar Amounts in Thousands)

	Total Project Cost
<u>HUNTINGDON COUNTY</u>	
Rothrock State Forest	\$ 300
Construct 3-Bay Std Pole Building - Trough Creek SP	
<u>LACKAWANA COUNTY</u>	
Lackawanna State Park	1,500
Replace Campground Washhouses	
<u>LUZERNE COUNTY</u>	
Frances Slocum State Park	1,000
Swimming Pool Rehab.	
<u>LYCOMING COUNTY</u>	
Tiadaghton State Forest	450
Rehab Trail Surface - Pine Creek Rail Trail	
Construct Comfort Station along PCRT Near Waterville	350
<u>NORTHUMBERLAND COUNTY</u>	
Shikellamy State Park	300
Partial Demolition of Marina Building	
<u>SCHUYLKILL COUNTY</u>	
Tuscarora State Park	350
Construct Lease Residence	
<u>SOMERSET COUNTY</u>	
Laurel Hill State Park	500
Rehabilitate Comfort Station, Group Camp 2	
<u>TIOGA COUNTY</u>	
Tioga State Forest	600
PCRT Trail Surface and Fencing Rehab	
Install Rip-Rap at Bab Creek and Pine Creek	500
<u>WESTMORELAND COUNTY</u>	
Forbes State Forest	400
Mt. Davis Observation Tower Repair	
<u>YORK COUNTY</u>	
Codorus State Park	300
Pool Rehab - Replace Liner	
Gifford Pinchot State Park	250
Reclaim Beach Area	
<u>VARIOUS COUNTIES</u>	
Various State Parks and Forests	1,440
Install Pre-Cast Toilet Buildings	
PROGRAM TOTAL.....	\$ 18,075

Department of Conservation and Natural Resources 2021-21 Projects

PUBLIC IMPROVEMENT PROJECTS

FROM GROWING GREENER ENVIRONMENTAL STEWARDSHIP FUND CURRENT REVENUES

Program: Parks and Forest Management

This section provides a brief description of each recommended project, its location and cost components. Unless otherwise noted, these nonrecurring capital investments will not affect the agency's current or future operating budgets nor affect the services provided by the agency.

(Dollar Amounts in Thousands)

	<u>Total Project Cost</u>
<u>BERKS COUNTY</u>	
French Creek State Park Full Service Hookup Campsites (FSC)	\$ 850
<u>CAMBRIA COUNTY</u>	
Prince Gallitzin State Park Construct Full Service Campsites (FSC) Phase II	600
<u>DUAPHIN COUNTY</u>	
Topographic and Geologic Survey Topo/Geo Core Storage Building	235
<u>LACKAWANNA COUNTY</u>	
Lackawanna State Park Construct Full Service Campsites (FSC)	1,250
Pinchot State Forest Replace Moon Lake Outlet Structure, Wall, and Launch	300
STATEWIDE PARKS AND FORESTS Alternative Energy Development	8,000
 PROGRAM TOTAL.....	 <u>\$ 11,235</u>

Department of Conservation and Natural Resources 2020-21 Projects

PUBLIC IMPROVEMENT PROJECTS

FROM STATE FORESTRY BRIDGE CURRENT REVENUES

Program: Parks and Forest Management

This section provides a brief description of each recommended project, its location and cost components. Unless otherwise noted, these nonrecurring capital investments will not affect the agency's current or future operating budgets nor affect the services provided by the agency.

(Dollar Amounts in Thousands)

	Total Project Cost
<u>ADAMS COUNTY</u>	
Michaux State Forest	\$ 400
Structure Replacement, Bridge No. 01-0004, Dead Woman Hollow Road over Dead Woman Hollow Run	
<u>CAMERON COUNTY</u>	
Elk State Forest	
Mix Run Road over Litte Fork Draft	310
Structure Replacement - Straight Creek Road over Straight Creek, Billy Buck Run, Cherry Run (3 Structures)	750
<u>CENTRE COUNTY</u>	
Bald Eagle State Forest	
Structure Replacement, Bridge No. 07-0005, Treaster Valley Road over Treaster Run	350
Structure Replacement, Bridge No. 07-9000, Sheelsey Run Road over Sheelsey Run	310
Structure Replacement, Bridge No. 07-0035, Stony Run Road over Pine Creek	400
Structure Replacement, Sheesley Road over Sheesley Run	325
Structure Replacement, Timber Road over UNT to Swift Run	325
<u>CLEARFIELD COUNTY</u>	
Moshannon State Forest	
Structure Replacement, Little Medix over Little Medix Run (3 Structures)	600
Structure Replacement, Medix Grade Road over Tributary to Medix Run	310
<u>CLINTON COUNTY</u>	
Sproul State Forest	
Structure Replacement, Stony Run Road over UNT to Stony Run	290
Structure Replacement, Hensel Fork Road over Hensel Fork	290
Structure Replacement, Pfoutz Valley Road over Hensel Fork	290
Structure Replacement, Graham Road over East Ferney	290
<u>COLUMBIA COUNTY</u>	
Weiser State Forest	
Roaring Creek Trail over Tributary to S.B. Roaring Creek	310
Structure Replacement, Roaring Creek Trail over UNT to S Branch Roaring Creek (2 Structures)	400
<u>HUNTINGDON COUNTY</u>	
Rothrock State Forest	200
Replace Box Culvert, Spruce Mountain Road over Unnamed Tributary	
<u>LYCOMING COUNTY</u>	
Tiadaghton State Forest	310
Naval Run Road over Little Slate Run	
<u>MONROE COUNTY</u>	
Delaware State Forest	225
Laurel Run Road, Culvert Replacement	

Department of Conservation and Natural Resources 2020-21 Projects

PUBLIC IMPROVEMENT PROJECTS

FROM STATE FORESTRY BRIDGE CURRENT REVENUES (continued)

Program: Parks and Forest Management

This section provides a brief description of each recommended project, its location and cost components. Unless otherwise noted, these nonrecurring capital investments will not affect the agency's current or future operating budgets nor affect the

(Dollar Amounts in Thousands)

		Total Project Cost
<u>PERRY COUNTY</u>		
Tuscarora State Forest		
Structure Replacement, Meadows Road over Tributary to Laurel Run	\$	350
Structure Replacement, Three Square Hollow Road over Three Square Hollow Run		275
Structure Replacement, Wolk Road over Tributary to Shaeffer Run		350
<u>POTTER COUNTY</u>		
Susquehannock State Forest		
Eleven Mile Road		310
<u>TIOGA COUNTY</u>		
Tioga State Forest		
Structure Replacement, Bear Run Road over Bear Run		290
Structure Replacement, L. Reese Trail over Rattlesnake Run		350
PROGRAM TOTAL.....	\$	8,610

Department of Conservation and Natural Resources 2020-21 Projects

PUBLIC IMPROVEMENT PROJECTS

FROM DIRT AND GRAVEL ROAD FUNDS CURRENT REVENUES

Program: Parks and Forest Management

This section provides a brief description of each recommended project, its location and cost components. Unless otherwise noted, these nonrecurring capital investments will not affect the agency's current or future operating budgets nor affect the services provided by the agency.

(Dollar Amounts in Thousands)

	<u>Total Project Cost</u>
<u>CENTRE COUNTY</u>	
Black Moshannon State Park	\$ 300
West Side Road Rehab	
<u>CLINTON COUNTY</u>	
Sproul State Forest	1,000
Beech Creek Road Slide Repair	
<u>CUMBERLAND COUNTY</u>	
Colonel Denning State Park	400
Repave Roads in Park	
<u>DELAWARE COUNTY</u>	
Ridley Creek State Park	300
Rehabilitate Road Residential Lease Access Phase 6	
<u>PIKE COUNTY</u>	
Promised Land State Park	1,500
Repave and Widen Pickerel Point Road from Route 390 to Pickerel Point Campground, Phase 3	
<u>SULLIVAN COUNTY</u>	
Worlds End State Park	480
Mineral Springs Road Repair	
<u>TIOGA COUNTY</u>	
Tioga State Forest	400
Owassee Road Rehab	
 PROGRAM TOTAL.....	 <u><u>\$ 4,380</u></u>

DEPARTMENT OF CRIMINAL JUSTICE

Summary of Recommended Authorization Amounts by Program and Source of Funds

(Dollar Amounts in Thousands)

**Total
Project
Cost**

2020-21 PUBLIC IMPROVEMENT PROJECTS

Institutionalization of Offenders.....	\$ 41,028
TOTAL.....	<u>\$ 41,028</u>

SOURCE OF FUNDS

General Obligation Bond Issues

Capital Facilities Fund - Buildings and Structures.....	\$ 41,028
Capital Facilities Fund - Furniture and Equipment.....	<u>0</u>
Subtotal General Obligation Bond Issues.....	<u>41,028</u>

Other Revenues

Buildings and Structures.....	\$ 0
TOTAL.....	<u>\$ 41,028</u>

Department of Criminal Justice 2020-21 Projects

PUBLIC IMPROVEMENT PROJECTS

FROM CAPITAL FACILITIES BOND FUNDS

Program: Institutionalization of Offenders

This section provides a brief description of each recommended project, its location and cost components. Unless otherwise noted, these nonrecurring capital investments will not affect the agency's current or future operating budgets nor affect the services provided by the agency.

(Dollar Amounts in Thousands)

	<u>Total Project Cost</u>
<u>CENTRE COUNTY</u>	
State Correctional Institution at Rockview	
RENOVATE INSTITUTION: Upgrade Reservoir.	\$ 24
RENOVATE INSTITUTION: Replace and Add Fencing.	420
RENOVATE INSTITUTION: Replace Windows in Treatment Building.	216
RENOVATE INSTITUTION: Expand Parking and Re-Pave Roads & Lots.	1,203
RENOVATE INSTITUTION: Replace Water Tank.	1,879
RENOVATE INSTITUTION: Renovate dining and auditorium exterior walls.	40
<u>CLEARFIELD COUNTY</u>	
Quehanna Motivational Boot Camp	
RENOVATE INSTITUTION: Design for renovations to building D.	50
<u>CRAWFORD COUNTY</u>	
State Correctional Institution at Cambridge Springs	
RENOVATE INSTITUTION: Replace perimeter intrusion system.	136
RENOVATE INSTITUTION: Addition to Dietary Building.	1,464
RENOVATE INSTITUTION: New gymnasium and chapel.	140
<u>CUMBERLAND COUNTY</u>	
State Corrections Institution of Camp Hill	
RENOVATE INSTITUTION: Renovate Boiler Plant.	473
RENOVATE INSTITUTION: Renovate Kitchen No. 2.	10,400
RENOVATE INSTITUTION: Renovate HVAC systems.	101
RENOVATE INSTITUTION: Replace water plant.	638
RENOVATE INSTITUTION: Replacement of roofs on various buildings.	480
<u>DELAWARE COUNTY</u>	
State Correctional Institution at Chester	246
RENOVATE INSTITUTION: Replacement of roofs on various buildings construction.	
<u>ERIE COUNTY</u>	
State Correctional Institution at Albion	561
RENOVATE INSTITUTION: Renovate Chilled Water Plant.	
<u>FAYETTE COUNTY</u>	
State Correctional Institution at Fayette	
RENOVATE INSTITUTION: Renovate Boiler Plant.	80
RENOVATE INSTITUTION: Upgrade Security System.	156
<u>FOREST COUNTY</u>	
State Correctional Institution at Forest	
RENOVATE INSTITUTION: Perimeter security system replacement construction.	19
RENOVATE INSTITUTION: Construction and Project Close-out for upgrades and/or replacement of the institution's intercom system.	54

Department of Criminal Justice 2020-21 Projects

PUBLIC IMPROVEMENT PROJECTS

FROM CAPITAL FACILITIES BOND FUNDS (continued)

Program: Institutionalization of Offenders

This section provides a brief description of each recommended project, its location and cost components. Unless otherwise noted, these nonrecurring capital investments will not affect the agency's current or future operating budgets nor affect the services provided by the agency.

(Dollar Amounts in Thousands)

	<u>Total Project Cost</u>
<u>FOREST COUNTY (continued)</u>	
RENOVATE INSTITUTION: Construction and Project Close-out for replacement of power inverters.	\$ 67
RENOVATE INSTITUTION: Design for renovation to water tower.	11
<u>GREENE COUNTY</u>	
State Correctional Institution at Greene	
RENOVATE INSTITUTION: Project Close-out for the replacement of the perimeter intrusion system.	18
RENOVATE INSTITUTION: Wall Repairs.	61
<u>HUNTINGDON COUNTY</u>	
State Correctional Institution at Huntingdon	
RENOVATE INSTITUTION: Electrical upgrades.	5,850
<u>INDIANA COUNTY</u>	
State Correctional Institution at Pine Grove	
RENOVATE INSTITUTION: Replace Current Perimeter Security System.	27
RENOVATE INSTITUTION: Replace various roofs.	976
<u>LANCASTER COUNTY</u>	
Elizabethtown Training Academy	
RENOVATE INSTITUTION: Construction of boiler plant renovations.	135
RENOVATE INSTITUTION: Construction of HVAC renovations.	40
RENOVATE INSTITUTION: Construction of water line renovations.	45
<u>LUZERNE COUNTY</u>	
State Correctional Institution at Dallas	
RENOVATE INSTITUTION: Expand Visiting Room.	60
State Correctional Institution at Retreat	
RENOVATE INSTITUTION: Bridge repairs.	167
<u>LYCOMING COUNTY</u>	
State Correctional Institution at Muncy	
RENOVATE INSTITUTION: Replace Existing Sewer Lines.	103
RENOVATE INSTITUTION: New treatment plant.	564
RENOVATE INSTITUTION: Replace Perimeter Intrusion System.	152
RENOVATE INSTITUTION: Install Water Tower and municipal tie-ins.	2,625
<u>MERCER COUNTY</u>	
State Correctional Institution at Mercer	
RENOVATE INSTITUTION: Construction and Project Close-out for the replacement of rubber roofing on all housing units.	31
RENOVATE INSTITUTION: Upgrade Electrical System Equip.	22

Department of Criminal Justice 2020-21 Projects

PUBLIC IMPROVEMENT PROJECTS

FROM CAPITAL FACILITIES BOND FUNDS (continued)

Program: Institutionalization of Offenders

This section provides a brief description of each recommended project, its location and cost components. Unless otherwise noted, these nonrecurring capital investments will not affect the agency's current or future operating budgets nor affect the services provided by the agency.

(Dollar Amounts in Thousands)

	Total Project Cost
<u>MONTGOMERY COUNTY</u>	
State Correctional Institution at Graterford	
RENOVATE INSTITUTION: Neutralize Reservoir.	\$ 68
State Correctional Institution Phoenix	
RENOVATE INSTITUTION: Electrical Distribution.	56
<u>NORTHUMBERLAND COUNTY</u>	
State Correctional Institution at Coal	
RENOVATE INSTITUTION: Rubber roofing replacement on inmate housing construction.	35
RENOVATE INSTITUTION: Additional funding to complete 375-1.	224
<u>SCHUYLKILL COUNTY</u>	
State Correctional Institution at Frackville	
RENOVATE INSTITUTION: Project close-out for replacement of door control systems.	10
RENOVATE INSTITUTION: Roof replacement.	68
State Correctional Institution at Mahanoy	
RENOVATE INSTITUTION: Face block & infrastructure repairs on housing units construction.	150
RENOVATE INSTITUTION: Design and Construction for replacement of rubber roofs on various buildings.	414
RENOVATE INSTITUTION: Design & Construction for the expansion of parking and repavement of roads and parking lots.	204
<u>SOMERSET COUNTY</u>	
State Correctional Institution at Laurel Highlands	
RENOVATE INSTITUTION: Project close-out for the replacement of door control systems.	20
RENOVATE INSTITUTION: Replace Perimeter Intrusion System.	240
State Correctional Institution at Somerset	
RENOVATE INSTITUTION: Replace Proximity Card Access System.	48
RENOVATE INSTITUTION: Project Close-out for renovations to the distribution switchgear.	14
RENOVATE INSTITUTION: Install New Water Pump.	450
RENOVATE INSTITUTION: Replace Digital Management System Panels.	378
RENOVATE INSTITUTION: Renovate Boiler Plant.	1,350
RENOVATE INSTITUTION: Replace roof-top units.	698
<u>WAYNE COUNTY</u>	
State Correctional Institution at Waymart	
RENOVATE INSTITUTION: Construction of boiler plant renovations.	2,157
RENOVATE INSTITUTION: Repoint and Repair Masonry.	2,941
RENOVATE INSTITUTION: Expand Parking and Pave Roads & Lots.	1,555
RENOVATE INSTITUTION: Storm and sewer line separation.	214
 PROGRAM TOTAL.....	\$ 41,028

DEPARTMENT OF EDUCATION

Summary of Recommended Authorization Amounts by Program and Source of Funds

(Dollar Amounts in Thousands)

		Total Project Cost
 2020-21 PUBLIC IMPROVEMENT PROJECTS		
Higher Education - State-Related Universities.....	\$	121,695
Higher Education - State System of Higher Education.....		67,385
Educational Support Services.....		0
TOTAL	\$	189,080
 SOURCE OF FUNDS		
General Obligation Bond Issues		
Capital Facilities Fund - Buildings and Structures.....	\$	189,080
Capital Facilities Fund - Furniture and Equipment.....		0
Subtotal General Obligation Bond Issues.....		189,080
 TOTAL.....	 \$	 <u>189,080</u>

Department of Education 2020-21 Projects

PUBLIC IMPROVEMENT PROJECTS

FROM CAPITAL FACILITIES BOND FUNDS

Program: Higher Education - State-Related Universities

This section provides a brief description of each recommended project, its location and cost components. Unless otherwise noted, these nonrecurring capital investments will not affect the agency's current or future operating budgets nor affect the services provided by the agency.

(Dollar Amounts in Thousands)

	Total Project Cost
<u>ALLEGHENY COUNTY</u>	
University of Pittsburgh	
PROJECT CLOSE-OUT FUNDING: Provide funding for project 1103-67 Phase 2, Renovation of Hillman Library.	\$ 300
CONSTRUCTION FUNDING: Provide funding for project 1103-67 Phase 3, Renovations OF Hillman Library.	7,774
CONSTRUCTION FUNDING: Provide funding for project 1103-74 Phase 2, Renovations to Chevron Science Center.	333
CONSTRUCTION FUNDING: Provide funding or project 1103-77 Phase 2, Crawford Complex Renovations.	10,976
PROJECT CLOSE-OUT FUNDING: Provide funding for project 1103-385 Phase 2, Salk Hall Addition.	400
CONSTRUCTION & PROJECT CLOSE-OUT FUNDING: Provide funding for project 1103-65 Phase 4, Cathedral of Learning.	217
<u>CENTRE COUNTY</u>	
Pennsylvania State University	
CONSTRUCTION FUNDING: Provide funding for College of Engineering Research and Instructional Building.	29,252
DESIGN & CONSTRUCTION FUNDING: Provide funding for Construction of Physics Building.	36,998
<u>CHESTER COUNTY</u>	
Lincoln University	
PROJECT CLOSE-OUT FUNDING: Provide funding for project 1101-48 Phase 1, Renovate John Miller Dickey Hall.	124
CONSTRUCTION & PROJECT CLOSE-OUT FUNDING: Provide funding for project 1101-50 Phase 1, Renovate and Expand Azikiwe-Nkrumah Hall.	221
CONSTRUCTION FUNDING: Provide funding for project 1101-51 Phase 1, Renovate and Expand Amos Hall for Information Technology and Museum.	400
CONSTRUCTION FUNDING: Provide funding for renovation to Vail Hall.	2,918
PROJECT CLOSE-OUT FUNDING: Provide funding for Exterior Track and Basketball Court Restoration.	22
DESIGN & CONSTRUCTION FUNDING: Provide funding for Renovations to Cresson Hall.	6,360
<u>LANCASTER COUNTY</u>	
Thaddeus Stevens College of Technology	
CONSTRUCTION & CLOSE-OUT FUNDING: Provide funding for Upgrades to Electrical System.	325
CONSTRUCTION FUNDING: Provide funding for a Community Learning Center.	550
CONSTRUCTION FUNDING: Provide funding for a Leonard/Dorm.	2,477
DESIGN FUNDING: Provide funding for New Multi-Purpose Dorm Building.	1,548
DESIGN FUNDING: Provide funding for additional parking.	100
<u>MONTGOMERY COUNTY</u>	
Pennsylvania State University	
PROJECT CLOSE-OUT FUNDING: Provide funding for project 800-302, Academic Building - Abington Campus.	400

Department of Education 2020-21 Projects

PUBLIC IMPROVEMENT PROJECTS

FROM CAPITAL FACILITIES BOND FUNDS (continued)

Program: Higher Education - State-Related Universities

This section provides a brief description of each recommended project, its location and cost components. Unless otherwise noted, these nonrecurring capital investments will not affect the agency's current or future operating budgets nor affect the services provided by the agency.

(Dollar Amounts in Thousands)

	<u>Total Project Cost</u>
<u>PHILADELPHIA COUNTY</u>	
Temple University	
CONSTRUCTION FUNDING: Paley Renovations project 1104-70 Phase1.	\$ 17,500
DESIGN FUNDING: New Mixed-use Building	2,500
PROGRAM TOTAL.....	<u>\$ 121,695</u>

PUBLIC IMPROVEMENT PROJECTS

FROM CAPITAL FACILITIES BOND FUNDS

Program: Higher Education - State System of Higher Education

This section provides a brief description of each recommended project, its location and cost components. Unless otherwise noted, these nonrecurring capital investments will not affect the agency's current or future operating budgets nor affect the services provided by the agency.

(Dollar Amounts in Thousands)

	Total Project Cost
<u>BERKS COUNTY</u>	
Kutztown University	\$ 1,028
CONSTRUCTION FUNDING: Provide funding for DeFrancesco Education Building Renovation.	
DESIGN FUNDING: Provide funding for Poplar House Renovation/Addition	130
<u>BUTLER COUNTY</u>	
Slippery Rock University	
DESIGN AND CONSTRUCTION FUNDING: Provide funding for the Student Success Center renovation.	1,340
<u>CHESTER COUNTY</u>	
West Chester University	
DESIGN AND CONSTRUCTION FUNDING : Provide funding for the Sturzebecker Health Science Center addition.	6,938
DESIGN & CONSTRUCTION FUNDING: Demolition of Underutilized and Obsolete Buildings	102
CONSTRUCTION FUNDING: Provide funding for the Sciences and Engineering Center and The Commons	13,295
<u>CLARION COUNTY</u>	
Clarion University	
PROJECT CLOSE-OUT FUNDING: Provide funding for project 404-63 Phase 1, ADA Compliance Upgrades, Phase 1.	50
DESIGN FUNDING: Facility Space Renovation, Consolidate and Demolition.	270
<u>CLINTON COUNTY</u>	
Lock Haven University	
CONSTRUCTION FUNDING: Provide funding for project 409-63 Phase 1, Renovation & Upgrade to Campus Electrical Infrastructure.	75
DESIGN & CONSTRUCTION FUNDING: Provide funding for demolition of underutilized and obsolete buildings.	2,288
<u>COLUMBIA COUNTY</u>	
Bloomsburg University	
PROJECT CLOSE-OUT: Provide funding for project 401-61 Phase 1, Waller Administration Building.	312
DESIGN FUNDING: McCormick Center Renovation.	800
<u>CUMBERLAND COUNTY</u>	
Shippensburg University	
DESIGN FUNDING: Franklin Science Center Renovation.	2,520
<u>DELAWARE COUNTY</u>	
Cheyney University	
CONSTRUCTION FUNDING: Provide funding for completion of project 403-83 Phase 1, Browne Hall Renovation.	3,600
DESIGN FUNDING: Provide funding for Cope Hall Renovation/Addition.	2,640
CONSTRUCTION & PROJECT CLOSE-OUT FUNDING: Provide funding for project 403-85 Phase 1, Deferred Maintenance Repairs, Phase 1.	105
DESIGN FUNDING: Provide funding for project 403-85 phase2, Deferred Maintenance and Repairs.	225

PUBLIC IMPROVEMENT PROJECTS

FROM CAPITAL FACILITIES BOND FUNDS (continued)

Program: Higher Education - State System of Higher Education

This section provides a brief description of each recommended project, its location and cost components. Unless otherwise noted, these nonrecurring capital investments will not affect the agency's current or future operating budgets nor affect the services provided by the agency.

(Dollar Amounts in Thousands)

	<u>Total Project Cost</u>
<u>ERIE COUNTY</u>	
Edinboro University	
DESIGN FUNDING: BF Library Addition and Renovation.	\$ 540
DESIGN & CONSTRUCTION FUNDING: Provide funding for 407-75 phase1, Demolition of Underutilized and Obsolete Buildings.	10,672
<u>INDIANA COUNTY</u>	
Indiana University	
CONSTRUCTION FUNDING: Provide funding for project 407-73 Phase 1, Weyandt/Walsh Hall Renovation or Replacement.	11,826
CONSTRUCTION FUNDING: Provide funding for the demolition of Foster Hall.	696
DESIGN & CONSTRUCTION FUNDING: Provide funding for 407-75 phase1, Demolition of Underutilized and Obsolete Buildings.	210
DESIGN FUNDS: Chilled Water Plant Expansion and Eberly HVAC Upgrades.	158
<u>LANCASTER COUNTY</u>	
Millersville University	
DESIGN & CONSTRUCTION FUNDING: Provide funding for demolition of underutilized and obsolete buildings.	460
<u>MONROE COUNTY</u>	
East Stroudsburg University	
CONSTRUCTION FUNDING: Provide funding for project 405-58 Phase 1, Information Commons Construction.	2,571
<u>TIOGA COUNTY</u>	
Mansfield University	
CONSTRUCTION & PROJECT CLOS-OUT FUNDING: Provide funding for project 410-59 Phase 1, Deferred Maintenance Needs and Capital Renewal Repairs.	2,120
<u>WASHINGTON COUNTY</u>	
California University of Pennsylvania	
DESIGN & CONSTRUCTION FUNDING: Provide funding for 402-63 phase1, Demolition of Underutilized and Obsolete Buildings.	2,414
PROGRAM TOTAL.....	\$ 67,385

DEPARTMENT OF ENVIRONMENTAL PROTECTION

Summary of Recommended Authorization Amounts by Program and Source of Funds

(Dollar Amounts in Thousands)

**Total
Project
Cost**

2020-21 PUBLIC IMPROVEMENT PROJECTS

Environmental Protection and Management..... \$ 25,456

SOURCE OF FUNDS

General Obligation Bond Issues

Capital Facilities Fund - Buildings and Structures..... \$ 25,456

TOTAL..... \$ 25,456

Department of Environmental Protection 2020-21 Projects

PUBLIC IMPROVEMENT PROJECTS

FROM CAPITAL FACILITIES BOND FUNDS

Program: Environmental Protection and Management

This section provides a brief description of each recommended project, its location and cost components. Unless otherwise noted, these nonrecurring capital investments will not affect the agency's current or future operating budgets nor affect the services provided by the agency.

(Dollar Amounts in Thousands)

	Total Project Cost
<u>ALLEGHENY COUNTY</u>	
Pitcairn	\$ 444
CONSTRUCTION FUNDING: Provide funding for project 184-33, Flood Control - Concrete Channel Protection.	
<u>BEDFORD COUNTY</u>	
Hyndman 2	70
CONSTRUCTION FUNDING: Provide funds for project 183-8, Phase 2, Flood Control.	
<u>BERKS COUNTY</u>	
New Kernsville Dam Facility	148
CONSTRUCTION FUNDING: Provide construction funds for project 100-29 Phase 2, Repairs.	
New Kernsville Dam	4,500
CONSTRUCTION FUNDING: Provide construction funds for project 100-30 Phase 1, Full removal.	
<u>BUTLER COUNTY</u>	
Butler 1	1,708
CONSTRUCTION FUNDING: Provide funds for project 183-21 Phase 1, Sullivan Run Flood Protection.	
<u>CAMBRIA COUNTY</u>	
N. B. Little Conemaugh River	20
DESIGN FUNDING: Provide design funding for project 183-22, Wilmore Flood Protection.	
Little Conemaugh AMD Treatment Facility	6,120
CONSTRUCTION FUNDING: Provide funding for construction of treatment plant.	
<u>FAYETTE COUNTY</u>	
Dunbar	43
CONSTRUCTION & PROJECT CLOS-OUT FUNDING: Provide funds for project 180-23, Phase 1, Flood Control - Channel Improvements Project.	
<u>INDIANA COUNTY</u>	
Wehrum AMD Treatment Facility	6,533
CONSTRUCTION FUNDING: Provide funding for project 193-38, active mine treatment facility.	
<u>JEFFERSON COUNTY</u>	
Weisner Hollow Slurry Dam Reclamation	360
DESIGN FUNDING: Provide funds to regrade a stream channel and close off a coal refuse channel, including the overflow channels.	
<u>LACKAWANNA COUNTY</u>	
Dolf Underground Mine Fire	2,267
CONSTRUCTION & PROJECT CLOSE-OUT FUNDING: Provide funding for extinguishing underground mine fire.	

Department of Environmental Protection 2020-21 Projects

PUBLIC IMPROVEMENT PROJECTS

FROM CAPITAL FACILITIES BOND FUNDS (continued)

Program: Environmental Protection and Management

This section provides a brief description of each recommended project, its location and cost components. Unless otherwise noted, these nonrecurring capital investments will not affect the agency's current or future operating budgets nor affect the

(Dollar Amounts in Thousands)

	<u>Total Project Cost</u>
<u>MCKEAN COUNTY</u>	
Allegheny River and Lillibridge Creek, Port Allegany	\$ 50
DESIGN FUNDING: Provide design funding for project 182-10, Flood Protection.	
<u>MONTOUR COUNTY</u>	
Danville 2	1,328
CONSTRUCTION FUNDING: Provide funding for project 181-5, Flood Control.	
<u>MONTGOMERY/PHILADELPHIA COUNTY</u>	
Flat Rock Dam Facilities	1,290
CONSTRUCTION FUNDING: Provide construction funds for project 100-29 Phase 1, Flood Control.	
<u>SCHUYLKILL COUNTY</u>	
Auburn Dam Facility	156
CONSTRUCTION FUNDING: Provide construction funds for project 100-29 Phase 2, Repairs.	
Tamaqua Dam Facility	219
CONSTRUCTION FUNDING: Provide construction funds for project 100-29 Phase 2, Repairs.	
<u>WESTMORELAND COUNTY</u>	
Jeannette 2	200
CONSTRUCTION FUNDING: Provide construction funds for project 182-7 Phase 2, Flood Control.	
PROGRAM TOTAL.....	<u><u>\$ 25,456</u></u>

DEPARTMENT OF GENERAL SERVICES

Summary of Recommended Authorization Amounts by Program and Source of Funds

(Dollar Amounts in Thousands)

Total
Project
Cost

2020-21 PUBLIC IMPROVEMENT PROJECTS

Facility, Property and Commodity Management.....	\$	37,486
TOTAL.....		\$ 37,486

SOURCE OF FUNDS

General Obligation Bond Issues

Capital Facilities Fund - Buildings and Structures.....	\$	37,486
Capital Facilities Fund - Furniture and Equipment.....		0
TOTAL.....		\$ 37,486

Department of General Services 2020-21 Projects

PUBLIC IMPROVEMENT PROJECTS

FROM CAPITAL FACILITIES BOND FUNDS

Program: Facility, Property and Commodity Management

This section provides a brief description of each recommended project, its location and cost components. Unless otherwise noted, these nonrecurring capital investments will not affect the agency's current or future operating budgets nor affect the services provided by the agency.

(Dollar Amounts in Thousands)

	<u>Total Project Cost</u>
<u>DAUPHIN COUNTY</u>	
Capitol Complex - Central Plant	\$ 880
DESIGN & CONSTRUCTION FUNDING: Provide funding for steam tunnel repairs.	
Capitol Complex	
DESIGN AND CONSTRUCTION FUNDING: Provide funding to repaint balustrades and replace plaza concrete.	1,125
CONSTRUCTION & PROJECT CLOSE-OUT FUNDING: Funding for project 948-81 Ph 3, Rehabilitation and Improvements	191
DESIGN FUNDING: Automation system Upgrades	280
Capitol Complex - East Wing	
CONSTRUCTION FUNDING: Provide funding for project 948-94 Phase 1, Upgrade/replace emergency generators.	2,920
Forum Building	
DESIGN AND CONSTRUCTION FUNDING: Provide funding for project 948-82 Phase 1, Elevators.	2,949
DESIGN AND CONSTRUCTION FUNDING: Provide funding for project 948-82, Phase 1, Improvements to the Forum Building.	23,298
Irvis Building	
CONSTRUCTION FUNDING: Provide funding for renovations and elevators upgrades.	2,918
Judicial Building	
CONSTRUCTION FUNDING: Provide funding for a water intrusion project.	1,197
L&I and H&W	
DESIGN FUNDING: Provide funding for caulking exteriors.	160
22nd & Forster Streets	
CONSTRUCTION & PROJECT CLOSE-OUT FUNDING: Provide funding to replace the chiller.	6
Commonwealth Owned Properties	
CONSTRUCTION & PROJECT CLOSE-OUT FUNDING: Provide funding for Utility Service Separation and Connection Work.	147
DGS Annex	
CONSTRUCTION & PROJECT CLOSE-OUT FUNDING: Funding for work to effectuate the closure and sale of the Annex.	397
Arsenal Building	
DESIGN FUNDING: Provide funding for elevator, renovations and repairs.	144
<u>LACKAWANNA COUNTY</u>	
Scranton State Office Building	358
CONSTRUCTION FUNDING: Provide funding for repair/replacement of roof.	
<u>PHILADELPHIA COUNTY</u>	
Family Court Building	516
CONSTRUCTION & PROJECT CLOSE-OUT FUNDING: Funding for project 928-1 Ph2, Family Court - 7th Floor Fit Out.	
 PROGRAM TOTAL.....	 <u>\$ 37,486</u>

HISTORICAL AND MUSEUM COMMISSION

Summary of Recommended Authorization Amounts by Program and Source of Funds

(Dollar Amounts in Thousands)

**Total
Project
Cost**

2020-21 PUBLIC IMPROVEMENT PROJECTS

State Historic Preservation.....	\$	17,678
TOTAL.....	\$	17,678

SOURCE OF FUNDS

General Obligation Bond Issues

Capital Facilities Fund - Buildings and Structures.....	\$	17,678
TOTAL.....	\$	17,678

Historical and Museum Commission 2020-21 Projects

PUBLIC IMPROVEMENT PROJECTS

FROM CAPITAL FACILITIES BOND FUNDS

Program: State Historic Preservation

This section provides a brief description of each recommended project, its location and cost components. Unless otherwise noted, these nonrecurring capital investments will not affect the agency's current or future operating budgets nor affect the services provided by the agency.

(Dollar Amounts in Thousands)

	<u>Total Project Cost</u>
<u>BEAVER COUNTY</u>	
Old Economy Village	
PROJECT CLOSE-OUT FUNDING: Provide funding for completion of project 947-14, Facilities Upgrades.	\$ 40
<u>BERKS COUNTY</u>	
Daniel Boone Homestead	
CONSTRUCTION FUNDING: Provide funding for project 973-7, Energy Improvements.	228
DESIGN FUNDING: infrastructure, building and site improvements.	150
Conrad Weiser Homestead	
DESIGN & CONSTRUCTION FUNDING: Building and infrastructure renovations and demolition of non-historic structures.	410
<u>BUCKS COUNTY</u>	
Pennsbury Manor	
PROJECT CLOSE-OUT FUNDING: Provide funding for completion of project 971-9 for rehabilitation of up to 23 buildings and development of infrastructure throughout the site.	2
<u>CENTRE COUNTY</u>	
Military Museum	
CONSTRUCTION FUNDING: Provide funding for project 977-9 Phase 1, for upgrades to infrastructure, sewage system, HVAC, geothermal system, and energy saving equipment.	2,608
CONSTRUCTION FUNDING: New permanent exhibits.	1,750
<u>DAUPHIN COUNTY</u>	
State Archives	
CONSTRUCTION FUNDING: Provide funding for project 987-1 Phase 1, New Archives Building.	10,699
State Museum of PA	
DESIGN FUNDING: Infrastructure upgrades and renovations	30
<u>ERIE COUNTY</u>	
Erie Maritime Museum	
CONSTRUCTION FUNDING: Provide funding for project 974-9, Restore US Brig Niagara.	160
<u>LANCASTER COUNTY</u>	
Railroad Museum	
PROJECT CLOSE-OUT FUNDING: Provide funding for project 980-9, Round House.	86
Landis Valley	
DESIGN & CONSTRUCTION FUNDING: Infrastructure upgrades.	1,015
<u>LACKAWANNA COUNTY</u>	
Scranton Cultural Center	
DESIGN FUNDING: Renovations.	500
 PROGRAM TOTAL.....	 <u>\$ 17,678</u>

DEPARTMENT OF HUMAN SERVICES

Summary of Recommended Authorization Amounts by Program and Source of Funds

(Dollar Amounts in Thousands)

	<u>Total Project Cost</u>
2020-21 PUBLIC IMPROVEMENT PROJECTS	
Human Services.....	\$ 38,495
TOTAL.....	<u>\$ 38,495</u>
SOURCE OF FUNDS	
General Obligation Bond Issues	
Capital Facilities Fund - Buildings and Structures.....	\$ 38,495
Capital Facilities Fund - Furniture and Equipment.....	0
TOTAL.....	<u>\$ 38,495</u>

PUBLIC IMPROVEMENT PROJECTS

FROM CAPITAL FACILITIES BOND FUNDS

Program: Human Services

This section provides a brief description of each recommended project, its location and cost components. Unless otherwise noted, these nonrecurring capital investments will not affect the agency's current or future operating budgets nor affect the services provided by the agency.

(Dollar Amounts in Thousands)

	Total Project Cost
<u>BERKS COUNTY</u>	
Wernersville State Hospital	
DESIGN FUNDING: Provide funding for elevator/lift upgrades	\$ 270
<u>CAMBRIA COUNTY</u>	
Ebensburg Center	
CONSTRUCTION FUNDING: Provide funding for project 583-22 ph1, Upgrade fire alarm systems.	99
DESIGN AND CONSTRUCTION FUNDING: Provide funding for electrical upgrades.	3,567
CONSTRUCTION & PROJECT CLOSE-OUT FUNDING: Provide funding for project 583-21 ph1, Replace roofing.	68
<u>FRANKLIN COUNTY</u>	
South Mountain Center	
CONSTRUCTION FUNDING: Provide funding for project 557-21 Phase 1, Provide for Breach of Carbaugh Dam and Land Restoration.	786
South Mountain Restoration Center & Secure Treatment Unit	
DESIGN AND CONSTRUCTION FUNDING: Provide funding for project 557-22 ph1, Replace HVAC systems.	800
DESIGN & CONSTRUCTION FUNDING : Provide funding for roof replacement.	538
DESIGN FUNDING: Provide funding for electrical upgrades.	338
<u>LACKAWANNA COUNTY</u>	
Clarks Summit State Hospital	
CONSTRUCTION FUNDING: Provide funding for upgrades to fire alarm systems.	140
CONSTRUCTION FUNDING: Provide funding for project 502-33 Phase 1, Upgrade waste water treatment.	375
<u>LUZERNE COUNTY</u>	
White Haven Center	
CONSTRUCTION FUNDING: Provide funding for project 581-11, Upgrade steam lines.	2,150
<u>MONTGOMERY COUNTY</u>	
Norristown State Hospital	
CONSTRUCTION & CLOSE-OUT FUNDING: Provide funding for project 509-35 Phase 1, Upgrade HVAC System.	263
DESIGN FUNDING AND CONSTRUCTION FUNDING: Provide funding for HVAC & emissions upgrades.	2,289
DESIGN FUNDING: Provide funding for New Forensic Building.	4,241

PUBLIC IMPROVEMENT PROJECTS

FROM CAPITAL FACILITIES BOND FUNDS

Program: Human Services (continued)

This section provides a brief description of each recommended project, its location and cost components. Unless otherwise noted, these nonrecurring capital investments will not affect the agency's current or future operating budgets nor affect the services provided by the agency.

(Dollar Amounts in Thousands)

		Total Project Cost
<u>MONTOUR COUNTY</u>		
Danville State Hospital		
CONSTRUCTION & PROJECT CLOSE-OUT FUNDING: Provide funding for project 503-24, Install New Electrical Service.	\$	76
DESIGN FUNDING: Provide funding for roof replacement.		135
Danville State Hospital - North Central Treatment		
CONSTRUCTION AND PROJECT CLOSE-OUT FUNDING: Provide funding for project 503-23 PH1, Replace HVAC.		371
North Central Secure Treatment Unit		
DESIGN PROJECT CLOSE-OUT FUNDING: Provide funding for Roof and window replacement.		198
<u>PERRY COUNTY</u>		
Loysville Youth Development Center		
CONSTRUCTION & PROJECT CLOSE-OUT FUNDING: Provide funding for 588-14 Phase 1, Upgrade steam lines.		237
CONSTRUCTION FUNDING: Provide funding for HVAC upgrades.		2,813
CONSTRUCTION FUNDING: Provide funding for hydrant upgrades.		613
<u>SNYDER COUNTY</u>		
Selinsgrove Center		
CONSTRUCTION FUNDING: Provide funding for project 553-40, Upgrades to fire alarm systems.		3,120
<u>VENANGO COUNTY</u>		
Polk Center		
PROJECT CLOSE-OUT FUNDING: Provide funding for project 552-33, Renovation to Treatment Plant.		33
PROJECT CLOSE-OUT FUNDING: Provide funding for project 552-39, Upgrade fire suppression system.		17
CONSTRUCTION & Project CLOSE-OUT FUNDING: Provide funding for reroofing.		38
<u>WARREN COUNTY</u>		
Warren State Hospital		
CONSTRUCTION & PROJECT CLOSE-OUT FUNDING: Provide funding for project 514-27 ph2, Upgrade electric system.		226
DESIGN AND CONSTRUCTION FUNDING: Provide funding for boiler replacement.		6,420
DESIGN AND CONSTRUCTION FUNDING: Provide funding for steam condensate and hot water line replacement.		1,070
<u>WESTMORELAND COUNTY</u>		
Torrance State Hospital		
PROJECT CLOSE-OUT FUNDING: Provide funding for project 513-33 Phase 1, Upgrade Boilers.		55
CONSTRUCTION FUNDING: Provide funding for project 513-34 ph1, Wastewater treatment plant.		698
CONSTRUCTION FUNDING: Provide funding for electrical upgrades.		4,411
CONSTRUCTION FUNDING: Provide funding for security camera upgrades.		2,040
PROGRAM TOTAL.....	\$	38,495

DEPARTMENT OF MILITARY AND VETERANS AFFAIRS

Summary of Recommended Authorization Amounts by Program and Source of Funds

(Dollar Amounts in Thousands)

	<u>Total Project Cost</u>
2020-21 PUBLIC IMPROVEMENT PROJECTS	
State Military Readiness.....	\$ 57,405
Veterans Homes.....	6,646
TOTAL.....	<u>\$ 64,051</u>
SOURCE OF FUNDS	
General Obligation Bond Issues	
Capital Facilities Fund - Buildings and Structures.....	\$ 34,359
Other Revenues	
Federal Funds.....	\$ 29,692
TOTAL.....	<u>\$ 64,051</u>

Department of Military and Veterans Affairs 2020-21 Projects

PUBLIC IMPROVEMENT PROJECTS

FROM CAPITAL FACILITIES BOND FUNDS

Program: State Military Readiness

This section provides a brief description of each recommended project, its location and cost components. Unless otherwise noted, these nonrecurring capital investments will not affect the agency's current or future operating budgets nor affect the services provided by the agency.

(Dollar Amounts in Thousands)

		<u>Total Project Cost</u>
<u>ALLEGHENY COUNTY</u>		
<i>Pittsburgh CSMS West</i>		
MAINTENANCE FACILITY: Construction funds.	State	\$ 1,250
	Fed.	23,000
<u>CARBON COUNTY</u>		
<i>Lehigh Readiness Center</i>		
REHABILITATE READINESS CENTER: Construction funds for rehabilitation for the readiness center.	State	133
	Fed.	0
<u>CHESTER COUNTY</u>		
<i>Phoenixville Readiness Center</i>		
REHABILITATE READINESS CENTER: Project Close-out funds for the rehabilitation of the readiness center.	State	8
	Fed.	0
<i>Spring City Readiness Center</i>		
REHABILITATE READINESS CENTER: Construction funds for the rehabilitation of the readiness center.	State	1,153
	Fed.	1,125
<u>CLEARFIELD COUNTY</u>		
<i>Clearfield Readiness Center</i>		
NEW CENTER: Design & Construction funds for the construction of a new facility.	State	2,330
	Fed.	0
<u>CRAWFORD COUNTY</u>		
<i>Cambridge Springs Maintenance Shop</i>		
REHABILITATE MAINTENANCE SHOP: Design & Construction funds to expand/repair parking for maintenance shop.	State	150
	Fed.	0
<u>DAUPHIN COUNTY</u>		
<i>Harrisburg Military Post-Readiness Center</i>		
REHABILITATE READINESS CENTER: Construction funds for the rehabilitation of the readiness center.	State	1,926
	Fed.	0
<i>Williamstown Readiness Center</i>		
REHABILITATE READINESS CENTER: Construction funds for rehabilitation of the readiness center.	State	240
	Fed.	0
<u>FAYETTE COUNTY</u>		
<i>Hiller Army Reserve Center</i>		
REHABILITATE RESERVE CENTER: Design and Construction funds for rehabilitation of the reserve center.	State	1,875
	Fed.	0

Department of Military and Veterans Affairs 2020-21 Projects

PUBLIC IMPROVEMENT PROJECTS

FROM CAPITAL FACILITIES BOND FUNDS

Program: State Military Readiness (continued)

This section provides a brief description of each recommended project, its location and cost components. Unless otherwise noted, these nonrecurring capital investments will not affect the agency's current or future operating budgets nor affect the services provided by the agency.

(Dollar Amounts in Thousands)

		<u>Total Project Cost</u>
<u>LEBANON COUNTY</u>		
<i>FTIG Readiness Center</i>		
NEW POLICE STATION: Construction funds for new police station.	State	\$ 762
	Fed.	2,567
REHABILITATE READINESS CENTER: Construction funds for rehabilitation of CAB.	State	8,040
	Fed.	1,000
REPAIRS TO MARQUETE LAKE: Construction funds.	State	728
	Fed.	0
NEW YOUTH CHALLENGE BUILDING: Design & Construction funds for multi-purpose building.	State	1,595
	Fed.	0
<u>LUZERNE COUNTY</u>		
<i>Wilkes-Barre Readiness Center</i>		
REHABILITATE READINESS CENTER: Construction funds for the rehabilitation of the readiness center.	State	8,116
	Fed.	0
<u>MONTGOMERY COUNTY</u>		
<i>Plymouth Meeting Readiness Center</i>		
REHABILITATE READINESS CENTER: Design and Construction funds for the rehabilitation of the readiness center.	State	762
	Fed.	0
<i>Horsham Readiness Center</i>		
REHABILITATE READINESS CENTER: Design and Construction funds for the rehabilitation of the readiness center.	State	495
	Fed.	0
<u>SOMERSET COUNTY</u>		
<i>Friedens Readiness Center</i>		
REHABILITATE READINESS CENTER: Construction & Project Close-out funds for rehabilitation of the readiness center.	State	150
	Fed.	0
Total State.....		\$ 29,713
Total Federal.....		27,692
PROGRAM TOTAL.....		<u>\$ 57,405</u>

Department of Military and Veterans Affairs 2020-21 Projects

PUBLIC IMPROVEMENT PROJECTS

FROM CAPITAL FACILITIES BOND FUNDS

Program: Veterans Homes

This section provides a brief description of each recommended project, its location and cost components. Unless otherwise noted, these nonrecurring capital investments will not affect the agency's current or future operating budgets nor affect the services provided by the agency.

(Dollar Amounts in Thousands)

		<u>Total Project Cost</u>
<u>BLAIR COUNTY</u>		
<i>Hollidaysburg Veterans Home</i>		
VETERANS HOME: Design & Construction funds for renovations and general repairs to the veterans home.	State	\$ 414
	Fed.	0
VETERANS HOME: Design funds for construction of new community.	State	2,100
	Fed.	0
VETERANS HOME: Design funds for expansion of dietary department.	State	315
	Fed.	0
<u>CHESTER COUNTY</u>		
<i>Southeastern Veterans Center</i>		
VETERANS CENTER: Construction & Project Close-out funds for the renovations and general repairs of the veterans center.	State	135
	Fed.	2,000
<u>ERIE COUNTY</u>		
<i>Pennsylvania Soldiers and Sailors Home</i>		
VETERANS HOME: Design & Construction funds for renovations and general repairs to the veterans home.	State	827
	Fed.	0
<u>LACKAWANNA COUNTY</u>		
<i>Gino J. Merli Veterans Center</i>		
VETERANS CENTER: Construction & Project Close-out funds for renovations and general repairs including replacement of roof at the veterans center.	State	345
	Fed.	0
VETERANS CENTER: Design funds for dining room expansion.	State	240
	Fed.	0
<u>LEBANON COUNTY</u>		
<i>Fort Indiantown Gap</i>		
PA VETERANS MEMORIAL: Design funds for the veterans memorial.	State	270
	Fed.	0
Total State.....		\$ 4,646
Total Federal.....		2,000
PROGRAM TOTAL.....		<u>\$ 6,646</u>

STATE POLICE

Summary of Recommended Authorization Amounts by Program and Source of Funds

(Dollar Amounts in Thousands)

Total
Project
Cost

2020-21 PUBLIC IMPROVEMENT PROJECTS

Public Protection and Law Enforcement.....	\$	51,543
 TOTAL.....	 \$	 51,543

SOURCE OF FUNDS

General Obligation Bond Issues

Capital Facilities Fund - Buildings and Structures.....	\$	51,543
Capital Facilities Fund - Furniture and Equipment.....		0
 TOTAL.....	 \$	 51,543

PUBLIC IMPROVEMENT PROJECTS

FROM CAPITAL FACILITIES BOND FUNDS

Program: Public Protection and Law Enforcement

This section provides a brief description of each recommended project, its location and cost components. Unless otherwise noted, these nonrecurring capital investments will not affect the agency's current or future operating budgets nor affect the services provided by the agency.

(Dollar Amounts in Thousands)

	Total Project Cost
<u>DAUPHIN COUNTY</u>	
BESO HQ	\$ 926
DESIGN FUNDING: Provide funding, New Bureau of Emergency and Special Operations facility.	
PSP Headquarters	71
PROJECT CLOSE-OUT FUNDING: Provide funding for project 236-01 ph1, Renovations.	
Training Academy	38,108
DESIGN & CONSTRUCTION FUNDING: Provide funding for 211-05, Modernization of Training Academy	
<u>ERIE COUNTY</u>	
Erie Headquarters	9,821
CONSTRUCTION FUNDING: Provide funding for project 218-3 Phase 1, New Headquarters Building.	
<u>WESTMORELAND COUNTY</u>	
Greensburg Headquarters	150
PROJECT CLOSE-OUT FUNDING: Provide funding for project 210-5, New Headquarters.	
DNA Laboratory	2,467
CONSTRUCTION FUNDING: Provide funding for project 210-4 Phase 1, New DNA Lab.	
 PROGRAM TOTAL.....	 <u><u>\$ 51,543</u></u>

DEPARTMENT OF TRANSPORTATION

Summary of Recommended Authorization Amounts by Program and Source of Funds

(Dollar Amounts in Thousands)

	<u>Total Project Cost</u>
2020-21 PUBLIC IMPROVEMENT PROJECTS	
State Highway, Bridge & Administration Construction/Reconstruction.....	\$ 2,051,800
HIGHWAY AND BRIDGE PROJECTS	
State Highway and Bridge Maintenance.....	4,727,458
TRANSPORTATION ASSISTANCE PROJECTS	
Urban Mass Transportation.....	0
Rail Freight Transportation.....	175,000
Subtotal.....	<u>\$ 175,000</u>
 TOTAL.....	 <u><u>\$ 6,954,258</u></u>
 SOURCE OF FUNDS	
General Obligation Bond Issues	
Capital Facilities Fund - Public Improvement Projects.....	\$ 1,219,000
Capital Facilities Fund - Furniture and Equipment.....	65,800
Capital Facilities Fund - Transportation Assistance.....	175,000
Subtotal.....	<u>\$ 1,459,800</u>
Current Revenues	
Motor License Fund.....	\$ 5,494,458
Federal Funds.....	0
Local Funds.....	0
Subtotal.....	<u>\$ 5,494,458</u>
 TOTAL.....	 <u><u>\$ 6,954,258</u></u>

Department of Transportation 2020-21 Projects

PUBLIC IMPROVEMENT PROJECTS

FROM CAPITAL FACILITIES BOND FUND

Program: State Highway, Bridge & Administration Construction/Reconstruction

This section provides a brief description of each recommended project, its location and cost components. Unless otherwise noted, these nonrecurring capital investments will not affect the agency's current or future operating budgets nor affect the services provided by the agency.

(Dollar Amounts in Thousands)

	Total Project Cost
<u>ALLEGHENY COUNTY</u>	
Western Training Facility	\$ 5,000
RENOVATE AND EXPANSION: This project will provide for renovation and expansion for code compliance, upgraded building systems improved program requirements and energy efficiency at the Western Training Facility.	
<u>ALL DISTRICT OFFICES (1 through 11)</u>	
District Office	110,000
RENOVATE AND EXPANSION: This project will provide for renovation and expansion for code compliance, upgraded building systems improved program requirements and energy efficiency at all District Offices (11 each at \$10,000 per location).	
<u>LEBANON COUNTY</u>	
Eastern Training Facility	5,000
RENOVATE AND EXPANSION: This project will provide for renovation and expansion for code compliance, upgraded building systems improved program requirements and energy efficiency at the Eastern Training Facility.	
<u>DAUPHIN COUNTY</u>	
Material Testing Lab	8,000
RENOVATE AND EXPANSION: This project will provide for renovation and expansion for code compliance, upgraded building systems improved program requirements and energy efficiency at the Material Testing Lab.	
Fleet Management Facility	5,000
RENOVATE AND EXPANSION: This project will provide for renovation and expansion for code compliance, upgraded building systems improved program requirements and energy efficiency at the Fleet Management Facility.	
Sign Shop Facility	5,000
RENOVATE AND EXPANSION: This project will provide for the construction or renovation of facility. May include: site acquisition and development, design and construction of buildings and utility work.	
<u>ALL 67 COUNTIES</u>	
Maintenance Facility	511,000
Two in the following counties: Allegheny, Centre, Crawford, Cumberland, Dauphin and Washington	
CONSTRUCT NEW, UPGRADE OR REPLACE: Provide for the construction or renovation of facility including; site acquisition and development, design and construction of buildings, systems and utility work. \$7,000 each.	
Stockpile Facility	335,000
CONSTRUCT NEW, UPGRADE OR REPLACE: This project will provide for the construction of a new facility with land acquisition, or renovation of an existing stockpile facility to meet code and program requirements. \$5,000 each.	
<u>BUCKS, DELAWARE, ERIE (2), FRANKLIN, FULTON, GREENE, MERCER, MONROE, PIKE, SUSQUEHANNA, TIOGA, WASHINGTON AND YORK COUNTIES</u>	
Welcome Center	70,000
RENOVATE, EXPAND OR REPLACE: Provide for renovation, expansion or replacement including; land acquisition, roof replacement, building systems, sidewalks, curbing, steps, parking lot, and sewage plant upgrades. \$5,000 each.	
<u>ALLEGHENY (2), CENTRE (2), CLINTON (2), COLUMBIA (2), CRAWFORD (2), CUMBERLAND (2), DAUPHIN (2), FULTON, JEFFERSON (2), LACKAWANNA, LAWRENCE (2), LUZERNE (3), MERCER (2), MONROE, MONTOUR (2), PIKE (2), SUSQUEHANNA AND VENANGO (2) COUNTIES</u>	
Roadside Rest Area	165,000
RENOVATE, EXPAND OR REPLACE: Provide for renovation, expansion or replacement including; land acquisition, roof replacement, building systems, sidewalks, curbing, steps, parking lot, and sewage plant upgrades. \$5,000 each.	
PROGRAM TOTAL.....	\$ 1,219,000

Department of Transportation 2020-21 Projects

PUBLIC IMPROVEMENT PROJECTS

FROM CAPITAL FACILITIES BOND FUND (ORIGINAL FURNITURE FIXTURES & EQUIPMENT)

Program: State Highway, Bridge & Administration Construction/Reconstruction

This section provides a brief description of each recommended project, its location and cost components. Unless otherwise noted, these nonrecurring capital investments will not affect the agency's current or future operating budgets nor affect the services provided by the agency.

(Dollar Amounts in Thousands)

	Total Project Cost
<u>ALL DISTRICT OFFICES (1 through 11)</u>	
District Office	\$ 22,000
DISTRICT OFFICE FURNITURE AND EQUIPMENT: This project will provide for furniture and equipment for renovation and/or expansion of all District Offices (11 each at \$2,000 per location).	
<u>ALL 67 COUNTIES</u>	
Maintenance Facility (Furniture and Equipment)	43,800
Two in the following counties: Allegheny, Centre, Crawford, Cumberland, Dauphin and Washington	
CONSTRUCT NEW, UPGRADE OR REPLACE: This project will provide for furniture and equipment for renovation and/or expansion of Maintenance Facility. \$600 each.	
PROGRAM TOTAL.....	\$ 65,800

Department of Transportation 2020-21 Projects

PUBLIC IMPROVEMENT PROJECTS

FROM MOTOR LICENSE FUNDS

Program: State Highway, Bridge & Administration Construction/Reconstruction

This section provides a brief description of each recommended project, its location and cost components. Unless otherwise noted, these nonrecurring capital investments will not affect the agency's current or future operating budgets nor affect the services provided by the agency.

(Dollar Amounts in Thousands)

	<u>Total Project Cost</u>
<u>DAUPHIN COUNTY</u>	
Keystone Building	\$ 500
RENOVATE: This project will provide for renovation afor floors 5-9.	
Keystone Building	500
FURNITURE AND EQUIPMENT: This project will provide for furniture and equipment for renovation and/or expansion	
Vehicle Wash Facility	6,000
CONSTRUCT NEW OR RETROFIT: This project will provide for the construction or retrofitting of one vehicle wash facility and may include; site work, utilities and equipment.	
<u>ALL 67 COUNTIES (ADAMS 2)</u>	
Salt Storage Building, High-Capacity	340,000
CONSTRUCT NEW: This project will provide for the construction of two (2) high-capacity salt storage buildings. \$5,000 per county.	
Salt Storage Building, High-Capacity (excluding Adams)	330,000
CONSTRUCT NEW: This project will provide for the construction of four (4) salt or general storage buildings. \$5,000 per county.	
<u>ADAMS, ALLEGHENY, ARMSTRONG, BEAVER, BEDFORD, BERKS, BLAIR, BRADFORD, BUCKS, BUTLER, CAMBRIA, CAMERON, CARBON, CENTRE, CHESTER, CLARION, CLEARFIELD, CLINTON, COLUMBIA, CRAWFORD, CUMBERLAND, DAUPHIN, DEAWARE, ELK, ERIE, FAYETTE, FOREST, FRANKLIN, FULTON, GREENE, HUNTINGDON, INDIANA, JEFFERSON, JUNIATA, LACKAWANNA, LANCASTER, LAWRENCE, LEBANON, LEHIGH, LUZERNE, LYCOMING, MCKEAN, MERCER, MIFFLIN, MONROE COUNTIES</u>	
Personel Staging Buildings	90,000
CONSTRUCT NEW: This project will provide for the construction of four (4) Personel Staging Buildings at various stockpiles within the county. \$2,000 per county.	
 PROGRAM TOTAL.....	\$ 767,000

Department of Transportation 2020-21 Projects

PUBLIC IMPROVEMENT PROJECTS

FROM MOTOR LICENSE FUNDS

Program: State Highway and Bridge Maintenance - Highway

This section provides a brief description of each recommended project, its location and cost components. Unless otherwise noted, these nonrecurring capital investments will not affect the agency's current or future operating budgets nor affect the services provided by the agency.

(Dollar Amounts in Thousands)

	Total Project Cost
<u>BERKS COUNTY (Highway Projects)</u>	
SR 222 Widening, US 222 from Schaeffer Road to Kutztown Bypass Richmond, Maiden creek, and Maxatawny Townships Berks County (61972)	\$ 15,481
US 422 Reconstruction, US 422 (West Shore Bypass) from PA 12 to US 422 Business Exeter Township, Cumru, West Reading, and Wyomissing Boroughs and the City of Reading Berks County Highway Reconstruction (72814)	135,211
SR 12 Elizabeth Avenue, Safety Improvements to include shoulder widening, utl relocation and the addition of left turn lanes to the intersection to Rt 12 and Hill View Road/Elizabeth Ave. and the Rt 12 Corridor from Hill View Road/Elizabeth Ave to Skyline Drive. (79467)	400
PA 61 Restoration Phase 1, PA 61 Highway Resurface from approximately 900 feet south of Cabela Drive to south side of bridge over Schuylkill River in Tilden Township and Port Clinton Borough (96373)	8,882
SR 345 Resurface, Curb cuts, mill, base repair and overlay PA 345 from US 422 to County line in Union and Exeter Townships, and Birdsboro Borough (101701)	2,700
SR 662 Memorial Highway, Base repair, milling, and overlay PA 662 from Oley Turnpike Road to Pricetown Road in Oley and Ruscombmanor Townships (101720)	1,840
SR 2025 Resurfacing, BASE REPAIR AND OVERLAY STATE ROUTE 2025 FROM FRIEDENSBURG ROAD TO US 422 IN ALSACE, EXETER, AND AMITY TOWNSHIPS (101743)	5,250
Antietam Rd Resurfacing, Base repair and overlay State Route 2025 from Freidensburg Road to PA 562 in Lower Alsace, Alsace, and Exeter Townships (101744)	964
SR 4033 Resurfacing, Base repair and overlay from State Route 4033 from West Shore Drive to Shoemakersville Road in Ontelaunee Township (101772)	600
SR 2007 Resurfacing, CURB CUTS, MILL, BASE REPAIR, AND OVERLAY STATE ROUTE 2077 FROM STATE ROUTE 2004 TO STATE ROUTE 2011 IN CITY OF READING AND MUHLENBERG TOWNSHIP (101774)	2,915
PA 562 Resurfacing, Curb cuts, mill, base repair, and overlay PA 562 from State Route 2021 (Perkiomen Avenue) to PA 73 in St. Lawrence and Boyertown Boroughs, and Exeter, Amity, Oley, Earl, and Douglass Townships (101781)	3,770
PA 100 Resurfacing, Curb ramps, milling, base repair and overlay PA 100 including State Route 8056 Ramps from Montgomery County line to Bally Borough Line in Colebrookdale and Washington Townships, and Bally Borough (101786)	3,500
SR 2022 Resurfacing, Curb cuts, mill, base repair and overlay State Route 2022 from US 422 to County line in Amity and Douglass Townships (101793)	1,915
SR 2085 Resurfacing, Curb cuts, mill, base repair and overlay State Route 2085 from State Route 2004 to State Route 2021 in City of Reading (101798)	400
SR 2005 Resurfacing, Curb cuts, mill, base repair and overlay State Route 2005 from State Route 3222 to State Route 2011 in City of Reading (101800)	1,900
SR 2009 Resurfacing, Curb cuts, mill, base repair and overlay State Route 2009 from Walnut Street to Elder Street in City of Reading (101802)	2,915
SR 1003 Resurfacing, Base Repair, Mill and resurface with curb cuts State Route 1003 from Cross Keys Road to PA 61 (Pottsville Pike) in Bern Township and Leesport Borough, Berks County. D051134 (101804)	1,005
SR 1008 Resurfacing, State Route 1008 from State Route 4035 (South Fourth Street) to Balthaser Road Hamburg Borough and Windsor Township Base Repair, Mill and resurface with curb cuts (101805)	1,005

Department of Transportation 2020-21 Projects

PUBLIC IMPROVEMENT PROJECTS

FROM MOTOR LICENSE FUNDS

Program: State Highway and Bridge Maintenance - Highway

This section provides a brief description of each recommended project, its location and cost components. Unless otherwise noted, these nonrecurring capital investments will not affect the agency's current or future operating budgets nor affect the services provided by the agency.

(Dollar Amounts in Thousands)

	Total Project Cost
<u>BERKS COUNTY (Highway Projects) (continued)</u>	
SR 2014 Resurfacing, Curb cuts, mill, base repair and overlay State Route 2014 from State Route 2009 to PA 61 in City of Reading (101809)	\$ 905
SR 61 Med Barr-Perry Wind, SR 61 Perry, Windsor and Hamburg Borough Berks County Median barrier and pavement markings (97258)	400
Surface Impr-Niantic Road, SR 2048 (Niantic Road) from PA 100 to Apple Street Washington Township Berks County Surface Improvement (Pave) (99468)	400
Surface Impr-Wessnerville, SR 1038 from PA 737 to Lehigh County Line Albancy Township Berks County Surface Improvement (Pave) (99472)	400
SR 10 Resurface Seg 20-280, Curb cuts, mill, base repair and overlay PA 10 from North Street (T-328) to Lancaster Ave. (SR 3222) in Caernarvon, Robeson, and Cumru Townships, and New Morgan Borough, and City of Reading (101687)	3,657
SR 61 Resurface, Curb cuts, mill, base repair, and overlay PA 61 from SR 1003 (Shackamaxon Street) to 800 ft north of Zions Church Road in Leesport and Shoemakersville Boroughs, and Perry and Ontelaunee Townships (101691)	3,000
SR 143 Resurface, Base repair and overlay PA 143 from State Route 4028 to Lehigh County Line in Greenwich and Albany Townships (101695)	2,600
SR 183 Resurface, Base Repair & overlay to SR183 from Seg/offset 050/0 (South Tulpehocken Rd) to 370/0 (SR 4018-Main St.) in Bern, Penn, Jefferson, and Upper Tulpehocken Twps, & Bernville Boro. (101696)	2,750
Benjamin Franklin Highway, CURB CUTS, MILL, BASE REPAIR, AND OVERLAY US 422 FROM ADA DRIVE TO PA 662 IN EXETER AND AMITY TOWNSHIPS (101708)	3,275
SR 568 Resurfacing, Base repair and overlay PA 568 from US 222 to PA 724 in Brecknock and Robeson Townships (101714)	3,600
New Holland Road, Curb cuts, mill, base repair and overlay PA 625 from Lancaster Avenue to County line in Brecknock Township (101715)	2,950
PA 645 Resurfacing, Base repair and overlay PA 645 from Township Road 627 (Daub Road) to Schuylkill County Line in Bethel Township (101718)	1,400
Forgedale Rd Resurfacing, BASE REPAIR AND OVERLAY STATE ROUTE 1021 FROM STATE ROUTE 2026 TO STATE ROUTE 1022 IN ROCKLAND TOWNSHIP (101726)	680
Woodside Avenue, Base repair and overlay State Route 1024 from Weis Street to Huffs Church Road in Loongswamp and District Townships (101728)	1,100
Long Lane Road, base repair and overlay State Route 1024 from Krumsville Road to Eagle Point Road in Maxatawny Township (101729)	800
SR 1026 Bitting Road, Base repair and overlay State Route 1026 from State Route 1043 (Baldy Hill Road) to State Route 1022 (Huff's Church Road) in District Township (101730)	800
Smoketown Road, Base repair and overlay State Route 1029 from Fredricksville Road to Kohler Road in Rockland Township (101732)	500
Coverbridge Road, Base repair and overlay State Route 1030 from PA 662 to Oley Turnpike Road in Oley Township (101733)	575

Department of Transportation 2020-21 Projects

PUBLIC IMPROVEMENT PROJECTS

FROM MOTOR LICENSE FUNDS

Program: State Highway and Bridge Maintenance - Highway

This section provides a brief description of each recommended project, its location and cost components. Unless otherwise noted, these nonrecurring capital investments will not affect the agency's current or future operating budgets nor affect the services provided by the agency.

(Dollar Amounts in Thousands)

	Total Project Cost
<u>BERKS COUNTY (Highway Projects) (continued)</u>	
Farmington Rd Resurfacing, BASE REPAIRS AND OVERLAY STATE ROUTE 1035 FROM STATE STREET TO LEHIGH COUNTY LINE IN LONGSWAMP TOWNSHIP (101735)	\$ 775
Metztown Rd Resurfacing, BASE REPAIR AND OVERLAY STATE ROUTE 1037 FROM STATE ROUTE 1035 TO LEHIGH COUNTY LINE IN LONGSWAMP TOWNSHIP (101736)	525
Longswamp Road, Base repair and overlay State Route 1039 from State Street to County Line in Longswamp Township (101737)	500
SR 1041 Resurfacing, Base repair and overlay State Route 1041 from Longswamp Road to County Line in Longswamp Township (101738)	400
Landis Store Road, Base repair and overlay State Route 1043 from Hill Church Road to Baldy Hill Road in District and Pike Townships (101739)	1,400
Topton Road Resurfacing, BASE REPAIR AND OVERLAY STATE ROUTE 1049 FROM LONG LANE TO KUTZTOWN ROAD IN MAXATAWNY TOWNSHIP (101740)	400
Chestnut Hill Road, Base repair and pave State Route 2001 from PA 10 to County line in Caernarvon and Robeson Townships (101741)	800
SR 2029 Resurfacing, Base repair and overlay State Route 2029 from Spies Church Road to PA 12 in Alsace Township. (101745)	680
Shelbourne Rd Resurfacing, Base repair and pave State Route 2033 from US 422 to PA 562 in Exeter Township (101746)	800
Daniel Boone Road, Base repair and pave State Route 2041 from US 422 to PA 562 in Exeter and Amity Townships (101748)	1,000
Manatawny Dr Resurfacing, Base repair and pverlay State Route 2059 from Pine Forge Road to Colebrookdale Road in Douglass Township (101751)	400
Geigertown Road, Base repair and overlay State ROute 2082 from Elverson Road to Chester County line in Caernarvon and Robeson Townships (101753)	2,772
Rebers Bridge Road, Base repair and overlay State Route 33008 from Palisades Drive to Upper Van Reed Road in Bern TOWnship (101754)	400
Wyomissing Road, Base repair and pave State Route 3009 from PA 625 to State Route 3422 in Brecknock and Cumru Townships, and Mohnton and Shillington Boroughs (101755)	1,750
Mountain Home Road, Base repair and overlay State Route 3012 from Cacoosing Creek to State Route 3016 (Columbia Ave) in South Heidelberg and Spring Townships, and Sinking Spring Borough (101756)	400
Fritztown Rd, Columbia Av, Base repair and overlay State Route 3016 from Lancaster County Line to Mountain Home Road in South Heidelberg and Spring Townships (101757)	1,800
Columbia Avenue, Mill and resurface State Route 3016 from Mountain Home Road to US 422 in Sinking Spring Borough (101758)	400
Fairmont Avenue, Base repair and overlay State Route 3020 from US 222 to State Route 3009 in Cumru Township and Mohnton Borough. (101759)	900
SR 3051 Resurfacing, Base repair and overlay State Route 3051 from Hill Top Road to Bernville Road in Bern Township (101764)	567

Department of Transportation 2020-21 Projects

PUBLIC IMPROVEMENT PROJECTS

FROM MOTOR LICENSE FUNDS

Program: State Highway and Bridge Maintenance - Highway

This section provides a brief description of each recommended project, its location and cost components. Unless otherwise noted, these nonrecurring capital investments will not affect the agency's current or future operating budgets nor affect the services provided by the agency.

(Dollar Amounts in Thousands)

	Total Project Cost
<u>BERKS COUNTY (Highway Projects) (continued)</u>	
Irish Creek Road, base repair and overlay State Route 4022 from Shartlesville Road to Main Street in Centerport Borough, and Penn and Centre Townships (101765)	\$ 1,350
Cross Keys Road, Base repair and overlay State Route 4030 from Fairview Drive to Leesport Avenue in Ontelaunee Township (101768)	1,500
SR 4030 Resurfacing, Base repair and pave State Route 4030 from PA 61 to State Route 1004 (Leesport Avenue) in Ontelaunee Township (101769)	400
SR 4032 Resurfacing, Base repair and pave State Route 4032 from State Route 1004 (Leesport Avenue) to State Route 2005 (Allentown Pike) in Ontelaunee Township (101770)	400
SR 3037 Resurfacing, Base repair and overlay and widen State Route 3037 from US 422 to State Route 3004 (Charming Forge Rd) in Heidelberg and Marion Townships (101779)	900
Shartlesville Rd, Mill and resurface with curb cuts State Route 4026 from Old Route 22 to Mohrsville Road in Upper Bern, Tilden, Centre, Perry Townships, and Centerport Borough (101782)	2,500
SR 1006, Ramp A & B, Base repair and overlay Ramps A and B to be included with State Route 1006 in Richmond Township (101787)	400
SR 1006, Ramp G & H, Base repair and overlay Ramps G and H to be included with State Route 1006 in Maxatawny Township (101788)	400
Carsonia Ave Resurfacing, Base repair, milling, curb ramps and overlay State Route 2023 from Dengler Street to Freidensburg Road in Lower Alsace Township and Mt. Penn Borough (101789)	492
SR 2003 Resurfacing, Curb cuts, mill, base repair and overlay State Route 2003 from 5th Street to Greenwich Street in City of Reading (101794)	1,000
SR 3012 Resurfacing, Mill and resurface with curb cuts State Route 3012 from Hill Road to Lincoln Drive in Wernersville Borough (101803)	400
SR 724-2077 River Rd Int, SR 724 and SR 2077 River Road Intersection Berks County (97255)	3,000
Surface Impr-Shoey Road, SR 4025 from Sr 4026 to Main Street Centre Township and Shoemakersville Borough Berks County Surface Improvement (Pave) (99473)	400
SR 12 Resurface, Base repair, curb ramps and overlay PA 12 from Hill View Road to PA 662 in Alsace and Ruscombmanor Townships (101688)	1,305
SR 222 Resurface, Curb cuts, mill, base repair and overlay US 222 from State Route 2005 to PA 73 in Ontelaunee and Maiden Creek Townships (101699)	432
SR 222 Resurface, Base repair, curb ramps and overlay US 222 from PA 73 to Kutztown Bypass in Maiden Creek and Richmond Townships (101700)	1,320
Ben Franklin Highway, Mill and resurface US 422 from PA 419 to State Route 3037 in Womelsdorf Borough and Heidelberg Township. (101709)	640
Benjamin Franklin Highway, Mill and resurface US 422 from State Route 3037 to Big Spring Road in Robesonia Borough and Heidelberg Township (101711)	410
Benjamin Franklin Highway, Mill and resurface US 422 from Pearl Street to Wernersville Borough Line in Wernersville Borough (101712)	400

Department of Transportation 2020-21 Projects

PUBLIC IMPROVEMENT PROJECTS

FROM MOTOR LICENSE FUNDS

Program: State Highway and Bridge Maintenance - Highway

This section provides a brief description of each recommended project, its location and cost components. Unless otherwise noted, these nonrecurring capital investments will not affect the agency's current or future operating budgets nor affect the services provided by the agency.

(Dollar Amounts in Thousands)

	Total Project Cost
<u>BERKS COUNTY (Highway Projects) (continued)</u>	
Benjamin Franklin Highway, Mill and resurface US 422 from Big Spring Road to Pearl Street in Wernersville Borough, Heidelberg, Lower Heidelberg, and South Heidelberg Townships (101713)	\$ 474
PA 645 Resurfacing, Base repair and overlay PA 645 from Lebanon County Line to 2500 ft north of State Route 4002 (Frystown Road) in Bethel Township (101716)	760
PA 645 Resurfacing, Base repair and concrete overlay (white topping) PA 645 from 2500 ft north of State Route 4002 (Frystown Road) to Township Road 627 (Daub Road) in Bethel Township. (101717)	1,192
PA 662 Resurfacing, Base repair and overlay PA 662 from Eagle road to Nobel Street in Shoemakersville borough, and Richmond and Perry Townships (101719)	1,682
Crystal Cave Rd Resurface, Base repair and overlay State Route 1006 from Main Street to Ramp B in Richmond, Greenwich, and Maxatawny Townships (101722)	1,165
Kutztown Rd Resurfacing, Base repair and overlay State Route 1006 from State Route 8011 to State Route 8009 in Richmond and Maxatawny Townships (101723)	400
Pleasant Hill Road, Base Repair and overlay State Route 1011 from Fleetwood Road to Allentown Pike in Maidencreek Township (101725)	772
State Route 1021, Base repair, milling, curb ramps, and overlay State Route 1021 from Deisher Lane to PA 737 in Kutztown Borough and Maxatawny Township (101727)	400
Deer Run Road, Base repairs and overlay State Route 1028 from Landis Store Road to Benefield Road in Pike Township (101731)	400
Conrad Road Resurfacing, Base repair and overlay State Route 1032 from Forgedale Road to Huffs Church Road in District and Hereford Townships (101734)	400
Neversink Rd Resurfacing, Base repair and overlay State Route 2039 from State Route 2021 to S 422 in Exeter Township. (101747)	400
Mill Street Resurfacing, Base repair and overlay State Route 2044 from Main Street to PA 100 in Washington Township (101749)	400
Funk Road Resurfacing, Base repair and overlay State Route 2045 from Iron Stone Drive to Philadelphia Avenue in Colebrookdale Township (101750)	400
SR 3024 Resurfacing, Base repair and overlay State Route 3024 from PA 568 to PA 10 in Brecknock and Robeson Townships (101760)	1,145
SR 3047 Resurfacing, Base repair and overlay State Route 3047 from PA 183 to State Route 3008 (Brownsville Road) in Bern Township (101763)	400
Water Street Resurfacing, Base repair, overlay and widen State Route 3039 from US 422 to State Route 3037 in Womelsdorf Borough and Heidelberg Township (101773)	400
SR 2071 & 2023 Resurface, Milling, base repair, widening, curb ramps and overlay State Route 2071 from State Route 2023 (23rd Street/Carsonia Avenue) to SR 2025 (Antietam Road) and SR 2023 (Friedensburg road/Carsonia Avenue) in Lower Alsace Township (101783)	535
Reading Ave Resurfacing, Milling, base repair, widening, curb ramps and overlay State Route 2067 from PA 73 to PA 100 in Boyertown Borough and Colebrookdale Township (101784)	400

Department of Transportation 2020-21 Projects

PUBLIC IMPROVEMENT PROJECTS

FROM MOTOR LICENSE FUNDS

Program: State Highway and Bridge Maintenance - Highway

This section provides a brief description of each recommended project, its location and cost components. Unless otherwise noted, these nonrecurring capital investments will not affect the agency's current or future operating budgets nor affect the services provided by the agency.

(Dollar Amounts in Thousands)

	Total Project Cost
<u>BERKS COUNTY (Highway Projects) (continued)</u>	
SR 73 Resurfacing, Milling, base repair and overlay PA 73 from Reading Avenue to Montgomery County line in Boyertown Borough (101785)	\$ 400
Seisholtzville Road, Base repair, milling, and overlay State Route 1010 from Hunter Forge Road to PA 29 in Hereford Township (101792)	537
SR 2021 Resurfacing, Curb cuts, mill, base repair and overlay State Route 2021 from PA 562 to State Route 2012 in Mount Penn Borough and City of Reading (101795)	400
SR 2008 Resurfacing, Curb cuts, mill, base repair and overlay State Route 2008 from State Route 2006 to State Route 2021 in City of Reading (101806)	400
SR 2012 Resurfacing, Curb cuts, mill, base repair and overlay State Route 2012 from State Route 2021 to PA 183 in City of Reading (101808)	400
SR 4035 Resurfacing, Curb cuts, mill, base repair, and overlay State Route 4035 from PA 61 to PA 78 in Hamburg Borough (101810)	474
SR 4028 Resurfacing, Curb cuts, mill, base repair, and overlay to State Route 4028 from SR 4015 to PA 143 in Hamburg and Lenhartsville Boroughs, and Windsor Township (101812)	400
SR 2025 10-180, SR 2025 segment 0010/0000 to 0180/2505 Lower Alsace, Alsace, Exeter Townships and Oley Borough Resurfacing (113821)	742
SR 2025 190-260, SR 2025 segment 0190/0000 to 0260/2268 Amity Township Resurfacing (113825)	400
SR 4028 340-380, SR 4028 segment 0340/0000 to 0380/2382 Greenwich Township Resurface (113827)	1,500
SR 4028 50-100, SR 4028 segment 0050/0000 to 0100/1805 Tilden Township Resurface (113832)	1,600
SR 3032 0010, SR 3032 (Lackawanna Street) segment 0010/0000 (Warren Street Bypass) to 0010/1461 (SR 183/Schuylkill Avenue) City of Reading Resurface (113835)	400
SR 3034 10, SR 3034 (Butler Street) from the Warren Street Bypass (0010/0000) to State Route 183/Schuylkill Avenue (0010/1224) City of Reading Resurface (113838)	400
SR 3055 10-40, SR 3055 (Mull Avenue/Van Reed Road) from East Penn Avenue (0010/0000) to State Hill Road (0040/0000) Sinking Spring Borough and Spring Township Resurface (113841)	1,560
SR 3055 40-70, SR 3055 (Van Reed Road) from 0040/0000 (State Hill Road) to 0070/1436 (US 222) Spring Township Resurface (113842)	1,150
SR 3069, SR 3069 (Park Road) from 0010/0000 (Wyomissing Boulevard) to 0010/2172 (the Reading Motor Inn) Wyomissing Borough Resurface (113843)	400
SR 3019 10-30, SR 3019 (Park Road) from 0010/0000 (Park Road Borough) to 0030/0681 (Ramp S of SR 422) Wyomissing Borough Resurface (113844)	800
SR 3222 20-40, SR 3222 (Lancaster Avenue) from 0020/0280 (Wilma Avenue) to 0040/1316 (the K Mart Shopping Center) Cumru Township Resurface (113845)	770
SR 3222 31-41, SR 3222 (Lancaster Avenue) from segment 0031/0000 (Wilma Avenue) to 0041/1316 (K Mart Shopping Center) Cumru Township Resurface (113846)	770
SR 2087, SR 2087 (Centre Avenue) from segment 0010/0000 (Fifth Street) to segment 0010/0786 (SR 61) City of Reading Resurface (113852)	400

Department of Transportation 2020-21 Projects

PUBLIC IMPROVEMENT PROJECTS

FROM MOTOR LICENSE FUNDS

Program: State Highway and Bridge Maintenance - Highway

This section provides a brief description of each recommended project, its location and cost components. Unless otherwise noted, these nonrecurring capital investments will not affect the agency's current or future operating budgets nor affect the services provided by the agency.

(Dollar Amounts in Thousands)

	Total Project Cost
<u>BERKS COUNTY (Highway Projects) (continued)</u>	
SR 422 470-530, SR 422 (Ben Franklin Highway) from 0470/0000 (West Shore Bypass) to 0530/1734 (Sunset Manor Drive) Exeter Township (113854)	\$ 4,250
422 471-531, SR 422 (Ben Franklin Highway) from segment 0471/0000 (West Shore Bypass) to 0531/1746 (422 Crossover Road) Exeter Township Resurface (113856)	4,250
724 132-162, SR 724 (Philadelphia Avenue) segment 0132/0000 (Morgantown Road) to segment 0162/1983 (PENNDOT stockpile #6) Cumru Township Base repair, micro surface, drainage improvements (113859)	1,350
SR 724 292-392, SR 724 (East Main Street) from Chestnut Street (0292/0000) to the Chester County line (0392/3413) Union Township Base repair, micro surface, drainage improvements and slope stabilization (113860)	3,850
SR 12 and SR 73, SR 12 and SR 73 RuscombmanorTownship Intersection improvements (88781)	1,153
PA 12 Resurfacing, Highway Resurfacing PA 12 from US 422 to SR 2005 Muhlenberg Twp Wyomissing Boro City of Reading Berks County (89215)	4,265
SR 12 Alsace Manor Int, Intersection improvements and realignment to State Route 12 (Pricetown Road) in Alsace Township, Berks County. (110318)	2,085
PA 61 Restoration Phase 2B, Highway restoration of State Route (SR) 61 and median barrier installation from Zions Church Road to the SR 0061/4th Street intersection (10867)	4,630
SR 73 and 1005 Intersection Improvement, Improve the safety and operation of the existing skewed SR 0073 intersection with SR 1005. (109222)	410
SR 222 & Long Lane, SR 222 & Long Lane Maxatawny Township Berks County Intersection and safety Improvements (90569)	958
222 Hard Shoulder, Addition of an auxiliary lane along Route 222 Southbound between Paper Mill Road and Routes 222/422 Interchanges in Wyomissing Borough. (110008)	408
222 N. Kutz to Lehigh CL, SR 222 from Kutztown Bypass northward to the Berks/Lehigh County Line in Maxatawny Township, Berks County Roadway widening (97234)	12,740
222 SB Auxiliary Lane, Eliminate the tapers and widen southbound SR 0222 to connect the SB on-ramp to SR 0222 from Broadcasting Road to the SB off-ramp from SR 0222 onto WB SR 0422 at Berkshire Blvd. Length of new lane is approximately 1400 feet. (109788)	486
222 Warren Street Wyomissing, Concrete patching and resurfacing of Route 222 and adjoining ramps from Wyomissing Borough Line to Route 222 and 422 Interchange. (110007)	1,973
222 from 61 to BUS 222, Roadway resurfacing of Route 222 from Route 61 to Business Route 222 (5th Street Highway). Work will include concrete patching and diamond grinding in Muhlenberg and Ontelaunee Townships, Berks County. (110009)	936
SR 422 Ben Frankling Corridor, Closed Loop Traffic Responsive or Adaptive Traffic Control System on 11 intersections between Pineland Road to Route 422 Bus on SR 422 Ben Franklin Highway in Amity Township, Berks County (110075)	600
SR 422 in Sinking Spring, SR 422 (Penn Avenue) at Shillington Road & Mull Avenue Sinking Spring Re-align intersections and establish parallel path for downtown traffic (87688)	4,131
724 Fence Barrier, Upgrade of the existing concrete barrier and fence system on SR 724 from SR 724 Fort Valley Stream Road to Kennel Road to better withstand the debris and rocks that fall down the slope in Cumru Township. (110012)	400

Department of Transportation 2020-21 Projects

PUBLIC IMPROVEMENT PROJECTS

FROM MOTOR LICENSE FUNDS

Program: State Highway and Bridge Maintenance - Highway

This section provides a brief description of each recommended project, its location and cost components. Unless otherwise noted, these nonrecurring capital investments will not affect the agency's current or future operating budgets nor affect the services provided by the agency.

(Dollar Amounts in Thousands)

	Total Project Cost
<u>BERKS COUNTY (Highway Projects) (continued)</u>	
SR 2006 (Chestnut Street) Resurface, SR 2006 Berks County Highway Resurface (96381)	\$ 3,184
SR 2014 (Spring St) Corridor Improvements, SR 2014 City of Reading Berks County Corridor Improvement (102162)	400
Gibraltar and Shelbourne Int, Improve the intersection adjacent to the bridge in order to reduce or eliminate recurring peak hour congestion. Improvements include addition of an eastbound to northbound left turn lane and a new traffic signal (110206)	598
SR 3023 State Hill Road Safety Improvements, SR 3023 (State Hill Road) Wyomissing Borough Berks County (105954)	400
US 422 Business Resurface, Roadway restoration (concrete patching and bituminous overlay)/bridge preservation of SR 3422 (Business 422-Penn Ave.) Route 422 to Shillington Road in Spring Township and Sinking Spring, Wyomissing and West Reading Boroughs, Berks County. (110010)	400
SR 4040 Old Route 22 - Tulpehocken, Resurfacing and guide rail upgrades to SR 4040 from Bethel Twp. Line to SR 4028, St. Michaels Road in Upper Tulpehocken, Upper Bern and Tilden Townships in Berks County. (110082)	1,000
<u>BUCKS COUNTY (Highway Projects)</u>	
Bristol Rd Extension, Bristol Rd Ext: US 202 - Park Ave N Britain, Chalfont Twps & N Britain Boro Relocation/Realignment (12923)	10,387
Brstl Rd: Hulm-Old Linc, Bristol Road: Hulmeville - Old Lincoln Highway Bensalem Township Intersection Improvements (13727)	9,790
Portzer Rd at Old Bethlehem, Portzer Road at Old Bethlehem Pike Construction of Roundabout Milford Township, Bucks County (49315)	570
CountyLine Rd: Kulp Rd to PA 611, County Line Road: Kulp Road - PA 611 Horsham & Warrington Townships Corridor Restoration (50634)	3,129
PA 313: Ferry - Broad St, PA 313: Ferry Road to Broad Street Hilltown, New Britain & Plumstead Townships Corridor Improvements (57619)	4,513
PA 232 & Swamp Rd, PA 232 and Swamp Road Wrightstown Township Intersection Improvements (57625)	736
Quakertown Closed Loop (C), Quakertown; PA309 and California Road Richland Township & Quakertown Borough Closed Loop Signal System (57635)	427
Delaware Canal Enhance, Delaware Canal Enhancement Yardley and Bristol Boroughs Transportation Enhancements (74827)	400
PA309:Sellersville Bypass(Parent) (C), SR 309 Sellersville Bypass Preventative Maintenance and Pavement Preservation Bucks County (86923)	13,239
Stoopville Phase II, Stoopville Phase II Bucks County Traffic Calming/Multi use Trail (88083)	650
Route 1 Improvement-South (C), Route 1 Improvement - South Route 1 - Old Lincoln Highway to Turnpike Exchange, Bucks County Corridor Improvements (93444)	21,990
Route 1 Improvement-North, Route 1 Improvement-North Route 1 - Neshaminy and Penndel Interchanges, Bucks County Corridor Improvement (93445)	32,400
Route 1 Impr(Frontage), Route 1 Improvements(Frontage) Route 1 - Frontage Road Corridor, Bucks County Corridor Improvements (93446)	37,300

Department of Transportation 2020-21 Projects

PUBLIC IMPROVEMENT PROJECTS

FROM MOTOR LICENSE FUNDS

Program: State Highway and Bridge Maintenance - Highway

This section provides a brief description of each recommended project, its location and cost components. Unless otherwise noted, these nonrecurring capital investments will not affect the agency's current or future operating budgets nor affect the services provided by the agency.

(Dollar Amounts in Thousands)

	Total Project Cost
<u>BUCKS COUNTY (Highway Projects) (continued)</u>	
Rt 13 Stscape Croydon Ph2(F), Rte 13 Stscape Croydon Section Phase 2 Bristol Township, Bucks County Pedestrian Improvements (104302)	\$ 400
New Falls Rd HSIP, New Falls Rd HSIP Bristol Township, Bucks County Pedestrian safety improvements (104365)	462
SR 0001 @ SR 0032 Interchange (F), SR 0001 @ SR 0032 Interchange Bucks County, Falls Twp. Safety Improvements (106989)	400
I-95-US13/132 Slip Ramp, I-95-US13/132 Slip Ramp Bucks County Interchange Improvements (110309)	3,300
Almshouse at Jacksonville Rd, Almshouse Rd at Jacksonville Road Bucks County Additional turning lanes (110310)	2,055
Old Lincoln/Hulmeville Int Improv, Old Lincoln Highway & Hulmeville Ave. Intersection Improvements Bucks County Intersection improvements (110966)	400
Easton Rd. Roundabout, Easton Road Roundabout Bucks County Roundabout installation (111024)	400
Shady Retreat SRTS Trail, Shady Retreat SRTS Trail Doylestown Township Trail (111464)	400
Lower Makefield Trail, Lower Makefield Trail Lower Makefield Township Trail Connection (111468)	400
Aquetong Park Segment, Aquetong Park Segment-Route 202 Cross-County Trail Solebury Township Trail (111471)	400
PA563 at Pennridge Air Bus Prk, PA 563 at Pennridge Air Bus Park Perkasio Borough, Bucks County Reconstruction (111758)	700
ADA Ramps 2020 Bucks & Mont Co., 2020 Bucks & Montgomery Co. ADA Ramps Bucks & Montgomery Counties Construction of ADA Ramps (12842)	700
Neshaminy Greenway Trail 2, Neshaminy Greenway Trail Doylestown Twp. Multi-use trail (107636)	400
BridgeStCrossing-D&L Canal Towpath, Bridge Street Crossing D&L Canal Towpath Morrisville Borough, Bucks County Bike/Ped (105845)	400
Neshaminy Greenway Trl, Neshaminy Greenway Trail Core Creek Park to Woodbourne Trail in Milford Township Shared-use Trail (110773)	400
Lawn Ave:Maple-Farmers, Lawn Ave: Maple - Farmers Ln Sellersville Boro & W Rockhill Twp Reconstruction (12965)	3,497
Woodhaven Rd Restoration, Woodhaven Rd Restoration Bensalem Township, Bucks County Pavement Restoration (104736)	6,000
State Rd:Neshmny Ck-PA413, State Road Bristol Township, Bucks County Drainage Improvement (64778)	5,066
PA611 Bucks Co Paving/ADA(C), Bucks County Route 611 Paving and ADA Ramp Reconstruction (88396)	400
Langhorne-Yardley Rd Int Improv, Langhorne-Yardley Rd Int Improv Middletown Twp. Intersection Improvements (107794)	1,730
N. Main St Sidewalk, N. Main St Sidewalk Yardley Borough Sidewalk Installation (107833)	442
663 & Portzer/Hickory, 663 & Portzer/Hickory Improvements Milford Township Roadway Widening (111173)	1,500
US 202: Doylestown Bypass, US 202: Doylestown Bypass Pavement Preservation and Preventive Maintenance Bucks County (86939)	4,177
Oxford Vally@LincolnHw, Oxford Valley @ Lincoln Hwy Falls & Middletown Twps Intersection Improvements (13635)	2,740

Department of Transportation 2020-21 Projects

PUBLIC IMPROVEMENT PROJECTS

FROM MOTOR LICENSE FUNDS

Program: State Highway and Bridge Maintenance - Highway

This section provides a brief description of each recommended project, its location and cost components. Unless otherwise noted, these nonrecurring capital investments will not affect the agency's current or future operating budgets nor affect the services provided by the agency.

(Dollar Amounts in Thousands)

	Total Project Cost
<u>BUCKS COUNTY (Highway Projects) (continued)</u>	
2016 Bucks & Montco ADA Ramps (C), 2016 Bucks & Montco ADA Ramps Bucks & Montgomery Counties Reconstruction of curb cut ramps to latest ADA standards (107801)	\$ 1,365
Storm Water Management 2019, Stormwater Mitigation and SCM Site Repair Various Locations Repairs to Stormwater Mitigation Sites (113162)	1,500
Buck Rd-Holland Int Improve, Buck Rd-Holland Intersection Improvements Northampton Township Intersection Improvements (110291)	1,710
<u>CAMERON COUNTY (Highway Projects)</u>	
Group 2-21-ST4, Various Routes in Centre County Various Municipalities Highway Resurfacing	977
<u>CARBON COUNTY (Highway Projects)</u>	
SR 534 - A-409 - DF, Base Repair - PA 534 from PA 903 to Monroe County line in Penn Forest and Kidder Townships (101518)	590
Jim Thorpe Retaining Wall Repairs, Rehabilitation of masonry retaining wall. SR 209 (Mauch Chunk St.) seg 230/0000 to seg 240/0000 Jim Thorpe Borough & Lehigh Township, Carbon County (109540)	1,070
Interchange Rd Centerline Alignment, Interchange Road (SR 209) from end of 4-lane section (near Cherry Hill Road) Franklin Township Carbon County (83088)	516
I-80 WB Ex 277 Ramp Extns, I-80 WB exit 277 Ramp extension Carbon County Safety Improvement (97266)	2,500
Jim Thorpe Retaining Wall - Phase 2, SR 209 Lehigh Township Carbon County (112945)	743
SR 209 (Seg 122-220), Resurface SR 209 from SR 54 to SR 3012 (Broadway Avenue) in Nesquehoning and Jim Thorpe Borough. (113772)	2,200
SR 903, Resurface SR 903 from 2nd Street to 13th Street in Jim Thorpe Borough, Carbon County. (113773)	450
SR 209 (Seg 350-500), Resurface SR 209 from SR 2007 (Cherry Hill Road) to Monroe County Line in Franklin and Towamensing Townships, Carbon County. (113774)	3,800
SR 209 (Seg 310-350), Resurface SR 209 from SR 248 to SR 2007 (Cherry Hill Road) in Franklin Township, Carbon County. (113775)	1,900
SR 93, Resurface SR 93 from SR 209 to Luzerne County Line in Beaver Meadows and Nesquehoning Borough and Banks and Packer Township, Carbon County. (113778)	4,600
SR 534, Resurface SR 534 from SR 940 to SR 903 in East Side Borough and Kidder Township, Carbon County. (113779)	5,650
SR 902, Resurface SR 902 from SR 3004 (Mahoning Drive) to SR 443 in Lehigh Township and Mahoning Township, Carbon County. (113780)	2,850
SR 1001, Resurface SR 1001 (Pohopoco Dr/Penn Forest Rd/Hatchery Rd) from SR 2011 (Penn Forest Road South) to SR 903 in Towamensing and Penn Forest Township, Carbon County. (113782)	4,100
SR 443, Resurface SR 443 from Schuylkill County Line to Ashton Road in Mahoning Township, Carbon County. (113785)	2,400
SR 4010, Resurface SR 4010 (Brenkman Drive/Main Street) from SR 93 to SR 4012 (Hill Street) in Packerton Township and Weatherly Borough, Carbon County. (113795)	1,300
SR 3006, Resurface SR 3006 (Hemlock Drive/Packerton Dam Road) from SR 902 to SR 209 in Mahoning Township, Carbon County. (113797)	2,200

Department of Transportation 2020-21 Projects

PUBLIC IMPROVEMENT PROJECTS

FROM MOTOR LICENSE FUNDS

Program: State Highway and Bridge Maintenance - Highway

This section provides a brief description of each recommended project, its location and cost components. Unless otherwise noted, these nonrecurring capital investments will not affect the agency's current or future operating budgets nor affect the services provided by the agency.

(Dollar Amounts in Thousands)

	<u>Total Project Cost</u>
<u>CARBON COUNTY (Highway Projects) (continued)</u>	
SR 2004, Resurface SR 2004 (Fireline Drive/Hahn's Dairy Road Road) from SR 2005 (White Street) to SR 2002 (Little Gap Road) in Lower Towamensing Township and Bowmanstown Borough, Carbon County. (113798)	\$ 3,850
SR 4006, Resurface SR 4006 (Spring Mountain Road) from SR 4010 (Quakake Road) to SR 93 in Packer and Banks Township, Carbon County. (113801)	975
SR 940, Resurface SR 940 from Luzerne County Line to Monroe County Line in Kidder Township and East Side and White Haven Borough, Carbon County. (113802)	4,210
SR 895 Resurface, Resurface PA 895 from Schuylkill County line to SR 248 in East Penn Township and Bowmanstown Borough. (101522)	3,300
SR 2002 (Seg 10 & 11), Resurface SR 2002 (Delaware Avenue) from SR 248 Line to Mauch Chunk Road in East Penn Township and Palmerton Borough, Carbon County. (113803)	400
<u>CENTRE COUNTY (Highway Projects)</u>	
SR 64/550 Intersection Improvement, SR 64, Nittany Valley Drive and SR 550, Zion Road Intersection Walker Township Safety Improvements/Intersection Improvements (106034)	679
Group 2-20-ST1, Various Routes in Centre County Various Municipalities Highway Resurfacing (108296)	3,113
Group 2-21-ST1, Various Routes in Centre County Various Municipalities Highway Resurfacing (108304)	4,201
<u>CHESTER COUNTY (Highway Projects)</u>	
US 1: PA 472 - PA 896, US 1: MD/PA LINE - PA 896 Oxford Boro, L & U Oxford Twps Reconstruction (14580)	19,550
US 1: PA 896 - Schl Hs, US 1: PA 896 - School House Rd Penn & London Grove Twps Reconstruction (14581)	13,890
422: Hanover-PA100, US 422 - Schuylkill River Bridge to West of Keim St. (Section M2B) TIP #6920 (14698)	19,839
Schuylkill Rvr Trail(Mont Clare Brg) (C), Schuylkill River Trail Phoenixville Borough Pedestrian/Bicycle Trail (61885)	897
Keim St & PA 724 Interchg, Keim St & PA 724 Interchange N Coventry Twp Reconstruction (64220)	11,000
SR 896 Safety Project, SR 896 Safety Project London Britian Township Shepherd lane in New London Township Increase the lane width and shoulder width along PA Route 896 Install appropriate signage along PA Route 896 (85949)	400
Reconstruct US 30 Bypass, Reconstruct US 30 Bypass Highway Reconstruction East of Reeceville Road (SR 4005) Interchange to business Route 30/lincoln Hwy (SR 3070) overpass Caln & East Caln Township Chester County (87781)	100,144
SR 202 @ SR 926, SR 202 @ SR 926 Thornbury and Westtown Townships, Chester County Intersection Improvements (95430)	952
PA 41 & SR 841 Imprvmnts, PA 41 & SR 841 Improvements London Grove Twp, Chester County Intersection reconstruction (102708)	1,161
PA 41 & SR 926 Imprvmnts, PA 41 & SR 926 Improvements Londonderry Township, Chester County Intersection reconstruction (102709)	605
US30 ITS (C), US 30 ITS Various Locations, Chester County Intelligent Transportation System (106265)	400
SR30/SR10 to Business 30 Int. Imp, SR30/SR10 to Business 30 Sadsbury and West Sadsbury Twp. Chester County Interchange Improvements (107551)	15,489

Department of Transportation 2020-21 Projects

PUBLIC IMPROVEMENT PROJECTS

FROM MOTOR LICENSE FUNDS

Program: State Highway and Bridge Maintenance - Highway

This section provides a brief description of each recommended project, its location and cost components. Unless otherwise noted, these nonrecurring capital investments will not affect the agency's current or future operating budgets nor affect the services provided by the agency.

(Dollar Amounts in Thousands)

	Total Project Cost
<u>CHESTER COUNTY (Highway Projects) (continued)</u>	
SR30 & Airport Rd Interchange Imp., SR30 & Airport Rd Valley & West Caln Townships, Chester County Interchange Imp. (107553)	\$ 44,735
US30 & PA82 Interchange Imp., US30 & PA82 Valley & Caln Twp. Chester County Interchange Improvements (107554)	34,496
PA 41 at State Rd, PA 41 at State Road Avondale Borough Intersection Improvements (110311)	6,700
Horseshoe Pike @ Manor Rd., Horseshoe Pike (SR 322) at Manor Road Chester County Installation of left turn lanes (110949)	421
Manor Rd. Roundabout, Manor Road Roundabout Chester County Roundabout installation (110963)	400
State Road Sidewalks, State Road Sidewalks London Grove Township Sidewalks (111477)	400
PA Route 82 Crosswalks, PA 82 Crosswalks East Marlborough Township Pedestrian Improvements (111485)	400
ADA Ramps 2020 Chester & Mont Co., 2020 Chester and Montgomery ADA Ramps Chester and Delaware Counties Construction of ADA Ramps (12885)	600
Paoli Pike Trail Segment A, Paoli Trail Segment A East Goshen Township Multi-use trail (110776)	400
Ashburn Road Extension, Ashburn Road Extension Phoenixville Borough Ashburn Road Extension (111175)	1,260
2016 Del/Ches/Mont/ ADA Ramps (C), 2016 Del/Ches/Mont/ ADA Ramps Chester, Delaware and Montgomery Counties Reconstruction of curb cut ramps to latest ADA standards (107800)	3,115
<u>CLEARFIELD COUNTY (Highway Projects)</u>	
Front St. Betterment, Clearfield County Clearfield Boro SR 153 North Front Street/2nd St to South Front Street /Second Street Segments 381/000 to 401/1764 Highway Restoration (108139)	4,500
Group 2-20-ST2, Various Routes in Clearfield County Various Municipalities Highway Resurfacing (108314)	2,600
Group 2-21-ST2, Various Routes in Centre County Various Municipalities Highway Resurfacing (108323)	4,887
<u>CLINTON COUNTY (Highway Projects)</u>	
Group 2-20-ST3, Various Routes in Clinton County Various Municipalities Highway Resurfacing (108336)	2,185
Group 2-21-ST3, Various Routes in Clinton County Various Municipalities Highway Resurfacing (108338)	2,187
SR 150 Lock Haven Signals, SR 150 (9 locations) City of Lock Haven Signal Improvements (109872)	455
<u>CRAWFORD COUNTY (Highway Projects)</u>	
Crawford I-79 Centerline Joint - #10, Centerline Joint Repair Interstate 79 from the Mercer County/Crawford County line (MM 136) to the Swamp Bridge at MM 141, Greenwood and Union townships, Crawford County. Interstate Maintenance (113453)	450
PA 408 and Maplewood Rd. Intersection Imp., SR 77 (Hickory Street), SR 408 (Church Street), and SR 1010 (Lyona Road) Richmond & West Mead Townships, City of Meadville, & the Boroughs of Hydetown & Cambridge Springs Restoration and safety improvements (47272)	630
PA 198 and US 6 Intersection, SR 198 (Saegertown Street), SR 6 (Main Street) Borough of Saegertown Safety Improvement (75050)	4,115

Department of Transportation 2020-21 Projects

PUBLIC IMPROVEMENT PROJECTS

FROM MOTOR LICENSE FUNDS

Program: State Highway and Bridge Maintenance - Highway

This section provides a brief description of each recommended project, its location and cost components. Unless otherwise noted, these nonrecurring capital investments will not affect the agency's current or future operating budgets nor affect the services

(Dollar Amounts in Thousands)

	Total Project Cost
<u>DELAWARE COUNTY (Highway Projects)</u>	
195/US322 Intrchnng Imp, I-95/US 322 Interchange Improvement Chester City, Chester Twp. and Upper Chichester Twp. Study (15477)	\$ 36,000
Ozone Action Program, Ozone Action Program Districtwide Enhanced inspection and maintance program (17928)	415
Kedron Ave @ Franklin, Kedron Avenue at Franklin Avenue Ridley Township Intersection Improvements (64791)	406
Bridgewater Rd Ext, Bridgewater Rd Ext Aston, Chester & U Chichester Twps Roadway Extension (79329)	3,713
US 1: Chstr Cnty Ln - Pole Cat Rd, Delaware County Route 1 Paving and ADA Ramp Reconstruction (88400)	3,170
195 Delaware Line-Phila NB(Parent) (C), I-95 from Delaware State Line to 2000' North of SR420 Delaware County Resurfacing (92581)	4,786
SR202/SR1 Loop Rd System, SR 202/SR 1 Loop Road System Chadds Ford Township and Concord Township, Delaware County Intersection Improvements (95429)	919
SR 291 Drainage Improvmt, SR 291 Drainage Improvement Delaware County Improve Drainage along SR 291 (99668)	583
Main Street Darby Boro., Main Street Grade Crossing Darby Borough, Delaware County Installation of railroad warning lights (103217)	2,141
I-95 Delaware Line-Phila SB (C), I-95 SB from Delaware State Line to 2000' North of SR420 Delaware County Resurfacing (103744)	3,046
Route 3 Adaptive Signal Controls (C), Route 3 Adaptive Signal Controls Haverford Twp. Installation of adaptive signal controls (107639)	400
US 202/US 1 ITS Corridor (C), US 202/US 1 ITS Corridor Chester and Delaware County Adaptive signals and ITS infrastructure (107652)	400
I-95 Chester City Noise Abatement, Chester City Noise Abatement City of Chester Noise Barriers (108910)	13,674
Macdade Blvd. Corridor, Macdade Blvd Delaware County turn lane modification and modernization of signals (110951)	400
Marshall Rd. Safety Improv, Marshall Road Corridor Safety Improvements Delaware County additional turning lanes (110965)	400
Bethel Rd. Roundabout, Bethal Rd. Roundabout Delaware County Roundabout installation (111021)	659
Chichester Ave. Safety, Chichester Ave. Safety Delaware County Corridor Safety Improvements (111022)	400
Walkable Chadds Ford, Walkable Chadds Ford Chadds Ford Township Multi-use trail (111487)	400
Smithbridge Rd. Corridor, Smithbridge Rd. Corridor Concord Twp. Multi-use trail (107642)	550
Wallingford Connection, Wallingford Mass Transit Nether Providence Twp. Connecting Wallingford to mass transit (107649)	400
Ivy Mills Rd Rehab, Ivy Mills Road Rehabilitation Concord Township, Delaware County Roadway rehabilitation (104827)	522
Elwyn Road Rehabilitation, Elwyn Road Rehabilitation Middletown Twp, Delaware County Roadway rehabilitation (104828)	400
Wayne Avenue Rehab, Wayne Ave Rehabilitation Radnor Township, Delaware County Repaving and drainage improvements (104846)	2,086
US 1/PA 352 Interchange, US 1/ PA 352 Interchange Middletown Township Interchange Improvement (15251)	40,200
Lansdowne Ave. Safety Imp, Lansdowne Ave. Safety Improvements Upper Darby Township and Lansdowne Borough Road Diet, Warning Flashers (111167)	400

Department of Transportation 2020-21 Projects

PUBLIC IMPROVEMENT PROJECTS

FROM MOTOR LICENSE FUNDS

Program: State Highway and Bridge Maintenance - Highway

This section provides a brief description of each recommended project, its location and cost components. Unless otherwise noted, these nonrecurring capital investments will not affect the agency's current or future operating budgets nor affect the services provided by the agency.

(Dollar Amounts in Thousands)

	Total Project Cost
<u>ELK COUNTY (Highway Projects)</u>	
Group 2-20-ST8, Various Routes in Centre County Various Municipalities Highway Resurfacing (108362)	\$ 1,312
Group 2-21-ST8, Various Routes in Centre County Various Municipalities Highway Resurfacing (108364)	2,140
<u>ERIE COUNTY (Highway Projects)</u>	
I-86 MM 1 to 7, Overlay, I-86 from mile-marker 1 to 7 Greenfield Township Highway Restoration (112302)	400
I-90: MP 35 to 46, Preservation - #11, Interstate 90 from the Interstate 86 Interchange at Milepost 35 to the New York State Line at Milepost 46 Harborcreek, Greenfield, and Northeast Townships Restoration - Mill and Inlay (106297)	17,800
PA 531: Depot Road, Section 2, State Route 531 (Depot Road) from north of Davidson Road to north of McGill Road Harborcreek Township Reconstruction (102468)	4,937
I-79: MP 178 - 182.5, Preservation, Interstate 79 (Raymond P Shafer Highway) from milepost 178 to milepost 182.5 Millcreek and Summit Townships and the City of Erie Interstate Maintenance (106298)	500
<u>FAYETTE COUNTY (Highway Projects)</u>	
PA 51: SR 1043 to Redstone Bridge, PA 51: SR 1043 to Redstone Bridge North Union Township, Fayette County Highway Restoration (99565)	1,350
SIP 12-20-SI1-1, 2020 Surface Improvement Project Fayette County Highway Restoration (108311)	2,349
US 40: Flat Rock Road - Fearer Rd, US 40: Flat Rock Road - Fearer Rd Betterment Henry Clay Township, Fayette County (99546)	1,000
US 40: Dearth Rd to SR 4039, US 40: Dearth Rd to SR 4039 Betterments Menallen Township, Fayette County (99547)	1,307
SR 3027: Crabbe Lane to Elm Street, SR 3027: Crabbe Lane to Elm Street Highway Resurfacing Fairchance Borough, Fayette County (99548)	750
PA 653: PA 711 to Tabey Rd, PA 653: PA 711 to Tabey Road Highway Restoration Springfield Township, Fayette County (99553)	2,000
PA 653: Taby Rd to Somerset Co Line, PA 653: Taby Rd to Somerset Co Line Highway Resurfacing Springfield Township, Fayette County (99554)	693
PA 819: Dawson to Westmoreland Co Line, PA 819: Dawson to Co Line Lower Tyrone Township, Fayette County Highway Restoration (99556)	1,500
PA 982:TR 819 to US 30, Resurfacing of PA 982 from Eutsey Road to Mammoth Road in Bullskin Township, Fayette County (99558)	1,143
PA 201: PA 819 to SR 4028, PA 201: PA 819 to SR 4028 Highway Restoration Washington Township, Fayette County (99570)	750
PA 857: WV State Line to SR 3002, PA 857: WV State Line to SR 3002 Springhill Township, Fayette County Highway Restoration (99578)	400
Smock Road, Resurfacing of State Route 4016 (Smock Road) from US 40 to PA 51 in Menallen and Franklin Townships, Fayette County (99615)	750
SR 4038: SR 4036 to SR 1002, SR 4038: Quaker Church Rd to Layton Rd Perryopolis Borough, Fayette County Highway Restoration (99624)	1,647
SR 4017: PA 201 to Independence Street, SR 4017: PA 201 to Independence Street Highway Resurfacing Perryopolis Borough, Fayette County (99625)	888

Department of Transportation 2020-21 Projects

PUBLIC IMPROVEMENT PROJECTS

FROM MOTOR LICENSE FUNDS

Program: State Highway and Bridge Maintenance - Highway

This section provides a brief description of each recommended project, its location and cost components. Unless otherwise noted, these nonrecurring capital investments will not affect the agency's current or future operating budgets nor affect the services provided by the agency.

(Dollar Amounts in Thousands)

	Total Project Cost
<u>FAYETTE COUNTY (Highway Projects) (continued)</u>	
SR 2008: Chalk Hill Ohiopyle Road to Nelson Road, SR 2008: Chalk Hill Ohiopyle Road to Nelson Road Highway Resurfacing Wharton Township, Fayette County (99626)	\$ 600
SR 4028: Rows Run Road to PA 51, SR 4028: Rows Run Road to PA 51 Highway Restoration Franklin Township, Fayette County (99628)	755
SR 4036: Fourth Street to PA 51, SR 4036: Fourth Street to PA 51 Highway Resurfacing Jefferson and Perry Townships, and Newell Borough, Fayette County (99629)	850
SR 3012: Walnut Hill Road to US 119, SR 3012: Walnut Hill Road to US 119 Highway Resurfacing Georges Township, Fayette County (99630)	1,307
SR 2002: Skyline Drive to Quebec Road, SR 2002: Skyline Drive to Quebec Road Highway Resurfacing Wharton Township, Fayette County (99631)	750
SR 3004: WV State Line to PA 857, SR 3004: WV State Line to PA 857 Highway Resurfacing Springhill Township, Fayette County (99632)	400
SR 1054: PA 381 to Co Line Rd, SR 1054: PA 381 to Co Line Road Highway Resurfacing Saltlick Township, Fayette County (99633)	400
SR 4006: Matthew Drive to New Salem, SR 4006: Matthew Drive to New Salem South Union and Menallen Townships, Fayette County Highway Restoration (99567)	1,500
SR 2031: Jeffries St to US 40, SR 2031: Jeffries St to US 40 Highway Resurfacing South Union Township, Fayette County (99584)	500
SR 3004: Rubles Run Bridge to Gans Woodbridge Road, SR 3004: Rubles Run Bridge to Gans Woodbridge Road Highway Resurfacing Springhill Township, Fayette County (99586)	500
SR 3023: McClellandtown Road to Searights Road, SR 3023: McClellandtown Road to Searights Road Highway Resurfacing German Township, Fayette County (99590)	1,000
SR 4020: Labelle Rd to FSCI, SR 4020: Labelle Rd to FSCI Highway Resurfacing Luzerne Township, Fayette County (99608)	500
SR 4020: Bull Run Rd to Bunker Rd, SR 4020: Bull Run Rd to Bunker Rd Highway Resurfacing Luzerne Township, Fayette County (99609)	500
SR 4027: Central School Road to Brownsville Road, SR 4027: Central School Road to Brownsville Road Highway Resurfacing Jefferson Township, Fayette County (99611)	500
<u>GREENE COUNTY (Highway Projects)</u>	
SIP 12-20-SI2-1, SR 3009: WV Line to PA 18 Wayne & Jackson Townships, Greene County Highway Restoration (100460)	3,347
SR 4005 over Polen Run-DFB, Replacement of the structure carrying SR 4005 (Poland Run Road) over Polen Run in Richhill Township , Greene County. (113456)	450
<u>JUNIATA COUNTY (Highway Projects)</u>	
Group 2-20-ST9, Various Routes in Centre County Various Municipalities Highway Resurfacing (108371)	837
Group 2-21-ST9, Various Routes in Centre County Various Municipalities Highway Resurfacing (108373)	2,404
SR 22 High Friction Surface HSIP, 2 Locations in Juniata, 1 location in Mifflin, and 1 in Clinton Various Municipalities High Friction Surface Safety Improvement (113429)	400

Department of Transportation 2020-21 Projects

PUBLIC IMPROVEMENT PROJECTS

FROM MOTOR LICENSE FUNDS

Program: State Highway and Bridge Maintenance - Highway

This section provides a brief description of each recommended project, its location and cost components. Unless otherwise noted, these nonrecurring capital investments will not affect the agency's current or future operating budgets nor affect the services provided by the agency.

(Dollar Amounts in Thousands)

	Total Project Cost
<u>LACKAWANNA COUNTY (Highway Projects)</u>	
Lackawanna Valley Trout Unlimited Partnering, Stream mitigation in Lackawanna County. Provided by Lackawanna Chapter of Trout Unlimited. (113873)	\$ 500
<u>LANCASTER COUNTY (Highway Projects)</u>	
SR 272 and SR 8032 Improvements, SR 272(Oregon Pike) at the interchange of SR 8032 West Earl Township Ramp Improvements, turn lanes, thru lanes and signalization (113877)	1,600
<u>LEHIGH COUNTY (Highway Projects)</u>	
Lehigh Race Street Intersection, 2nd Street and Race Street Catasaqua Borough Extend 2nd Street across Race Street, Signalize Intersection. (57433)	2,054
222 & Shantz & 863 Improv, 222 & Shantz Road (SR 3012) Intersection 222 & 863 (Farmington Road) Upper Magungie Townshiph Lehigh County (79554)	572
I-78 PM 2 - Lehigh, I-78 from Segment 0504 to Segment 0540 Lehigh County Pavement rehabilitation, traffic barrier, and drainage improvements (87646)	14,960
US 22 Widening, US 22 from 15th Street to Airport Road South Whitehall, Whitehall, and Hanover Townships Lehigh County Highway widening (96384)	67,138
US 22 Resurf 15th Street to SR 309, US 22 from 309 to 15th Street Lehigh County Highway Resurface (96385)	3,125
MacArthur Road Resurface, MacArthur Road (PA 145) from Grape Street to PA 329 North Whitehall and Whitehall Townships Lehigh County Highway resurface (96387)	903
Lehigh St Betterment, SR 2005 (Lehigh St) from PA 29 to PA 145 in Emmaus and City of Alentown (96413)	620
7th St Multimodal Corridor, Roadway improvement project to provide for 2-way traffic on 6th Street between 7th Street and Sumner Avenue. (99697)	568
SR 2045 Resurfacing, RESURFACE STATE ROUTE 2045 FROM BUCKS COUNTY LINE TO PA 378 IN COOPERSBURG BOROUGH AND UPPER SAUCON TOWNSHIP (101815)	1,000
Susquehanna St Resurface, RESURFACE STATE ROUTE 2004 FROM PA 145 TO SEIDERSVILLE ROAD IN CITY OF ALLENTOWN AND SALISBURY TOWNSHIP (101834)	1,270
Broadway Resurface, RESURFACE STATE ROUTE 2002 FROM SEIDERSVILLE ROAD TO NORTHAMPTON COUNTY LINE IN SALISBURY TOWNSHIP AND FOUNTAIN HILL BOROUGH (101836)	650
Schantz Rd Resurface, RESURFACE STATE ROUTE 3012 FROM HAMILTON STREET TO PA 100 IN UPPER MACUNGIE TOWNSHIP (101839)	1,700
Old Route 100 Resurface, RESURFACE OLD ROUTE 100 FROM SPRING CREEK ROAD TO PA 100 IN LOWER AND UPPER MACUNGIE TOWNSHIPS (101854)	891
PA 29 Resurface, RESURFACE PA 29 FROM BERKS COUNTY LINE TOO CHESTNUT STREET IN UPPER MILFORD TOWNSHIP AND EMMAUS BOROUGH (101858)	2,310
Airport Rd Resurface, RESURFACE AIRPORT ROAD FROM AIRPORT ROAD TO SCHOENERSVILLE ROAD IN HANOVER TOWNSHIP (101863)	1,205
Airport Rd Resurface, RESURFACE AIRPORT ROAD FROM TILGHMAS STREET TO AIRPORT ROAD IN HANOVER TOWNSHIP (101864)	1,320

Department of Transportation 2020-21 Projects

PUBLIC IMPROVEMENT PROJECTS

FROM MOTOR LICENSE FUNDS

Program: State Highway and Bridge Maintenance - Highway

This section provides a brief description of each recommended project, its location and cost components. Unless otherwise noted, these nonrecurring capital investments will not affect the agency's current or future operating budgets nor affect the services provided by the agency.

(Dollar Amounts in Thousands)

	Total Project Cost
LEHIGH COUNTY (Highway Projects) (continued)	
Mauch Chunk Rd Resurface, RESURFACE MAUNCH CHUCK ROAD FROM 19TH STREET TO PA 329 IN SOUTH AND NORTH WHITEHALL TOWNSHIPS (101865)	\$ 3,200
Walbert Ave Resurface, RESURFACE WALBERT AVENUE FROM PA 309 TO 19TH STREET IN SOUTH WHITEHALL TOWNSHIP (101867)	1,500
PA 309-4010 to 100, PA 309 from SR 4010 (Sand Spring Road) to PA 100 Heidelberg and North Whitehall Townships Lehigh County Highway Resurface (96386)	3,380
222 N. Widen-LVTS, SR 222 from Berks/Lehigh County line noth to US 222 Trexlertown Bypass Upper Macungie Township Wdien roadway (97227)	52,700
US 222 resurface, RESURFACE US 22 FROM BERKS COUNTY LINE TO NEWPASS IN UPPER MACUNGIE TOWNSHIP (101816)	931
KistlerValleyRd Resurface, RESURFACE STATE ROUTE 4040 FROM BERKS COUNTY LINE TO SCHOCHART ROAD IN LYNN TOWNSHIP (101819)	1,045
Neffs Laurys Rd Resurface, RESURFACE STATE ROUTE 4014 FROM OLD POST ROAD TO PA 145 IN NORTH WHITEHALL TOWNSHIP (101820)	1,600
Hamilton Blvd Resurface, RESURFACE US 222 BUSINESS FROM US 222 TO KRESSLER ROAD IN UPPER AND LOWER MACUNGIE TOWNSHIPS (101821)	2,300
PA 873 Resurfacing, RESURFACE PA 873 FROM PA 309 TO MAIN STREET IN SLATINGTON BOROUGH AND NORTH WHITEHALL AND WASHINGTON TOWNSHIPS (101829)	3,950
PA 863 Resurface, RESURFACE PA 863 FROM US 222 TO WERLEY CORNER ROAD IN WEISENBERG TOWNSHIP (101831)	2,800
3rd Ave Resurface, RESURFACE STATE ROUTE 8022 FROM 3RD AVENUE TO PA 378 IN CITY OF BETHLEHEM (101832)	400
NewSmithvilleRd Resurface, RESURFACE STATE ROUTE 3013 FROM BERKS COUNTY LINE TO PA 863 IN WEISENBERG TOWNSHIP (101842)	1,165
PA 329 Resurface, RESURFACE PA 329 FROM OLD POST ROAD TO NORTHAMPTON COUNTY LINE IN NORTH WHITEHALL AND WHITEHALL TOWNSHIPS (101849)	2,750
PA 145 Resurface, RESURFACE PA 145 FROM PA 329 TO NORTHAMPTON COUNTY LINE IN NORTH WHITEHALL TOWNSHIP (101850)	2,600
PA 863 Resurface, RESURFACE PA 863 FROM WERLET CORNER ROAD TO PA 143 IN WEISENBERG AND LYNN TOWNSHIPS (101851)	3,500
US 222 Bypass Resurface, RESURFACE US 222 FROM START OF BYPASS TO INTERSTATE 78 IN UPPER AND LOWER MACUNGIE (101852)	3,420
Hamilton Blvd Resurface, RESURFACE HAMILTON BOULEVARD FROM INTERSTATE 78 TO 15TH STREET IN SOUTH WHITEHALL TOWNSHIP AND CITY OF ALLENTOWN (101853)	2,800
PA 100 Resurface, RESURFACE PA 100 FROM US 222 BYPASS TO CLAUSVILLE ROAD IN UPPER MACUNGIE AND LOWHILL TOWNSHIPS (101855)	1,051
PA 100 Resurface, RESURFACE PA 100 FROM ALBURTIS ROAD TO WEILER ROAD IN LOWER AND UPPER MACUNGIE TOWNSHIPS (101856)	1,000

Department of Transportation 2020-21 Projects

PUBLIC IMPROVEMENT PROJECTS

FROM MOTOR LICENSE FUNDS

Program: State Highway and Bridge Maintenance - Highway

This section provides a brief description of each recommended project, its location and cost components. Unless otherwise noted, these nonrecurring capital investments will not affect the agency's current or future operating budgets nor affect the services provided by the agency.

(Dollar Amounts in Thousands)

	Total Project Cost
LEHIGH COUNTY (Highway Projects) (continued)	
Cedar CrestBlvd Resurface, RESURFACE CEDAR CREST BOULEVARD FROM CHESTNUT STREET TO CEDAR CREST BOULEVARD IN EMMAUS BOROUGH AND SALISBURY TOWNSHIP (101859)	\$ 1,200
PA 145 Resurface, RESURFACE PA 145 FROM OAKHURST DRIVE TO SUSQUEHANNA STREET IN SALISBURY TOWNSHIP AND CITY OF ALLENTOWN (101861)	1,000
SR 4040 Resurface, RESURFACE STATE ROUTE 4040 FROM SCHOCHARY ROAD TO PA 100 IN LYNN, WEISENBERG, AND LOWHILL TOWNSHIPS (101862)	1,280
Race St Resurface, RESURFACE RACE STREET FROM FIRST AVENUE TO AIRPORT ROAD IN CATASAUQUA BOROUGH AND HANOVER TOWNSHIP (101868)	1,340
Brookdale Resurface, Resurface State Route 3005 from Spring Creek Road to Breinigsville Road in Upper Macungie Township. (101537)	400
Butz Road Resurface, Resurface State Route 3007 from Mertztown Road to cul-de-sac in Upper Macungie Township. (101547)	400
Tilghman St Resurface, RESURFACE STATE ROUTE 1002 FROM WERLEY ROAD TO CEDAR CREST BOULEVARD IN UPPER MACUNGIE AND SOUTH WHITEHALL TOWNSHIPS (101822)	745
Seipstown Rd Resurface, RESURFACE STATE ROUTE 3014 FROM PA 863 TO CLAUSVILLE ROAD IN WEISENBERG TOWNSHIP (101824)	400
Main Street Resurface, RESURFACE STATE ROUTE 4016 FROM PA 873 TO NORTHAMPTON COUNTY LINE IN SLATINGTON BOROUGH (101825)	400
Church St Resurface, RESURFACE STATE ROUTE 1023 FROM PA 145 TO PA 329 IN WHITEHALL TOWNSHIP (101827)	585
Eberhardt Rd Resurface, RESURFACE STATE ROUTE 1010 FROM PA 145 TO PINE STREET IN WHITEHALL TOWNSHIP (101837)	400
Lehigh St Resurface, RESURFACE STATE ROUTE 1014 FROM PA 145 TO QUARRY STREET IN WHITEHALL TOWNSHIP (101838)	400
Schochary Rd Resurface, RESURFACE STATE ROUTE 4033 FROM KISTLER VALLEY ROAD TO PA 143 IN LYNN TOWNSHIP (101841)	755
Lyon Valley Rd Resurface, RESURFACE STATE ROUTE 4025 FROM PA 863 TO PA 100 IN WEISENBERG AND LOWHILL TOWNSHIPS (101843)	945
Snowdrift Rd Resurface, RESURFACE STATE ROUTE 4002 FROM FIELDSTONE STREET TO PA 309 IN SOUTH WHITEHALL TOWNSHIP (101845)	788
Shankweiller Rd Resurface, RESURFACE STATE ROUTE 4006 FROM CEDAR CREST BOULEVARD TO MAUCH CHUNK ROAD IN SOUTH WHITEHALL TOWNSHIP (101846)	920
Cedar CrestBlvd Resurface, RESURFACE CEDAR CREST BOULEVARD FROM WALBERT AVENUE TO MAUNCH CHUNK ROAD IN SOUTH WHITEHALL AND NORTH WHITEHALL TOWNSHIPS (101860)	880
SR 3022 from Old 22 to Main Street, Resurfacing and guiderail upgrades SR 3022 Weisenburg Township, Lehigh County (113222)	550
US 22 Resurf 309 to I-78 Split, Resurface SR 309 to I-78 Split (110069)	1,299

Department of Transportation 2020-21 Projects

PUBLIC IMPROVEMENT PROJECTS

FROM MOTOR LICENSE FUNDS

Program: State Highway and Bridge Maintenance - Highway

This section provides a brief description of each recommended project, its location and cost components. Unless otherwise noted, these nonrecurring capital investments will not affect the agency's current or future operating budgets nor affect the services provided by the agency.

(Dollar Amounts in Thousands)

	Total Project Cost
<u>LEHIGH COUNTY (Highway Projects) (continued)</u>	
LVTS Urban ITS, SR 22 Various Locations Lehigh County Installation of Variable Message Signs (VMS) & Closed Circuit Television Cameras (CCTV) (110086)	\$ 400
SR 29/Cedar Crest Blvd Signal Upgrade, SR 29/Cedar Crest Boulevard Salisbury Township Lehigh County Signal Upgrade (110169)	400
SR 29 - Shimersville Hill Safety Imprv, Corridor Safety Improvements along SR 29 from Buckeye Road to Route 100 Upper Milford Township and Emmaus Borough Lehigh County (110183)	680
ITS Sign Upgrades - Turnpike, Installation of Variable Message Signs (VMS) Near the PA Turnpike on I-78, SR 22, and SR 309 Lehigh County (110559)	400
Route 145 Safety Improvements, SR 145 Safety Improvements City of Allentown Lehigh County (109971)	623
MacArthur Rd Signal Upgrade, SR 145 from 6th Street to Chestnut Street City of Allentown/Whitehall Township Lehigh County MacArthur Road Signal Upgrade (110170)	400
PA 309 Resurface, PA 309 from Walbert Avenue to Shankweiler Road PA 309 and SR 4003 (Orefield Road) North & South Whitehall Townships Lehigh County Roadway Resurface and intersection reconstruction (102312)	9,513
SR 309 Coopersburg Adpt Signal Upgrade, SR 309 Coopersburg Borough Lehigh County Adaptive Signal Upgrade (110173)	400
SR 378 Lighting, SR 378 Lighting City of Bethlehem Lehigh County (110398)	1,345
Mauch Chunk Rd Signal Upgrade, Mauch Chunk Road (SR 1017) South Whitehall Township Lehigh County Signal Upgrade (110174)	400
SR 309 10-70, SR 309 Bethlehem Pike (segment 0010/0000) to Valley Road (segment 0061/2091) Upper Saucon Township and Coopersburg Borough Base repair and resurfacing (113789)	2,800
SR 309 270 & 271, SR 309 segment 0270/0000 to 0270/0701 and segment 0271/0000 to 0271/0699 South Whitehall Township Base repair and resurfacing (113790)	400
SR 309 342-380, SR 309 segments 0342/0000 to 0370/2483 and segments 0343/0000 to 0351/1922 North Whitehall Township Base repair and resurfacing (113791)	918
SR 100 60-142, SR 100 segment 0060/0000 to segment 0142/0000 and from segment 0113/0000 to segment 0143/0000 Lower Macungie and Upper Macungie Townships Resurfacing (113794)	2,400
SR 100 230-340, SR 100 from Kernsville Rd. (segment 0230/0000) to Route 309 (segment 0340/2000) Lowhill and Heidelberg Townships Resurfacing (113796)	2,500
222 62-160, SR 222 segment 0072/0000 to segment 0160/0000 and segment 0063/0000 to segment 0161/0000 Upper Macungie, Lower Macungie and South Whitehall Townships Resurfacing (113800)	5,200
<u>LUZERNE COUNTY (Highway Projects)</u>	
SR 1036 Pipe Replacement, Replacement of existing pipe, curbs, sidewalks and pavement repair on State Route 1036 (Carverton Road), Kingston Township, Luzerne County. (110257)	1,334
MS4 Mitigation Little Nescopeck at Sun Valley, Stream mitigation in Roaring Brook Township along Roaring Brook. Provided by Lackawanna Chapter of Trout Unlimited. (113872)	400
SR 1043/SR 1014 Pioneer Road Pipe Replacement, Pipe replacement on State Route 1043 (Pioneer Avenue) over Stream in Dallas Township, Luzerne County. (113696)	1,802

Department of Transportation 2020-21 Projects

PUBLIC IMPROVEMENT PROJECTS

FROM MOTOR LICENSE FUNDS

Program: State Highway and Bridge Maintenance - Highway

This section provides a brief description of each recommended project, its location and cost components. Unless otherwise noted, these nonrecurring capital investments will not affect the agency's current or future operating budgets nor affect the services provided by the agency.

(Dollar Amounts in Thousands)

	Total Project Cost
<u>MCKEAN COUNTY (Highway Projects)</u>	
Group 2-20-ST5, Various Routes in McKean County Various Municipalities Highway Resurfacing (108330)	\$ 711
Group 2-21-ST5, Various Routes in McKean County Various Municipalities Highway Resurfacing (108332)	2,683
Elk Co.Line to Halsey Resurfacing, SR 219 Elk Co.Line toward Halsey Sergeant Township Highway Resurfacing and Guiderail Replacement (112610)	2,490
<u>MERCER COUNTY (Highway Projects)</u>	
Mercer I-79 Centerline Joint Repair - #9, Centerline Joint Repair Interstate 79 from Lawrence County/Mercer County Line at MM 110 to the Mercer County/Crawford County Line at MM 136. Microsurfacing (113452)	450
Bessemer & Lake Erie RR Corridor, Various RR crossings along the Bessemer & Lake Erie RR corridor Pine Township, Grove City, and Hemphfield Township At-grade railroad crossing safety improvements (106281)	400
SR 18 & SR 518 Intersection (Bobby's Corner), The intersection of SR 18 and 518 (Bobby's Corner's) and Longview Rd. in the City of Hermitage. Safety Improvements. (106765)	411
<u>MIFFLIN COUNTY (Highway Projects)</u>	
Group 2-20-ST7, Various Routes in Mifflin County Various Municipalities Highway Resurfacing (108370)	1,277
Group 2-21-ST7, Various Routes in Mifflin County Various Municipalities Highway Resurfacing (108372)	1,886
<u>MONROE COUNTY (Highway Projects)</u>	
PA 33 Median Barrier US 209 to SR 611, PA 33 from US 209 to SR 611 Hamilton and Stroud Townships Monroe County (110456)	5,500
PA 33 Median Barrier SR 2002 to SR 2008, PA 33 from SR 2002 to SR 2008 Hamilton Township Monroe County (110457)	6,725
I-80 Wayfinding, Interstate 80, 84, 380, 476 State Route 33 Carbon, Monroe, Pike and Wayne Counties Wayfinding (76443)	423
Post & Cable Guide Rail, Post and Cable Guide Rail Improvements Various Locations Monroe and Schuylkill Counties (90318)	417
209/115 Int. Imp - Phase2, State Route 209 and State Route 115 intersection Chestnuthill Township Monroe County (88935)	2,315
TOC Operator - NEPA, Management Coverage of cameras for NEPA region Monroe, Carbon and Schuylkill Operator for Traffic Operations Center - District 5-0 (91624)	400
I-80 Reconstruction II, Reconstruct/Widen I-80 from bridge over Brodhead Creek east to toll bridge in Smithfield Township Monroe County (97231)	156,690
I-380 SB Exit 8-Tobyhanna, I-380 SB exit 8 Tobyhanna Monroe County (97261)	3,000
33 Saylorburg Ramps, 33 Saylorburg Ramps Monroe County (97262)	3,500
33/209 Sciota Ramps, SR 33/209 Sciota Ramps Monroe County Safety Improvements (97264)	3,500
SR 33 11-51, SR 0033 from 0011/0000 (Northampton County line) to 0051/0000 (Saylorburg Exit) Hamilton Township Resurface (113863)	1,004
SR 209 Betterment Project, Resurfacing SR 209 in Hamilton / Stroud Township(s). From SR 33 to I-80 in Monroe County. Guide rail, inlet, bridge latex overlay, crack & seal. (107653)	1,841
SR 2012 Resurface, Resurface State Route 2012 from SR 2014/Washington Street to Eagle Valley Corner in East Stroudsburg Borough and Smithfield Township (101657)	1,000
SR 33 10-50, SR 0033 northbound from the Northampton County line (0010/0000) to the Saylorburg Exit (0050/0000) Hamilton Township Resurface (113864)	1,004

Department of Transportation 2020-21 Projects

PUBLIC IMPROVEMENT PROJECTS

FROM MOTOR LICENSE FUNDS

Program: State Highway and Bridge Maintenance - Highway

This section provides a brief description of each recommended project, its location and cost components. Unless otherwise noted, these nonrecurring capital investments will not affect the agency's current or future operating budgets nor affect the services provided by the agency.

(Dollar Amounts in Thousands)

	Total Project Cost
<u>MONROE COUNTY (Highway Projects) (continued)</u>	
State Route 2004 Resur., Resurface State Route 2004 (Cherry Valley Road) from Bossardsville Road to State Route 2012 (Main Street) in Stroudsburg Borough, and Hamilton and Stroud Townships (101672)	\$ 2,080
SR 209 520-560, SR 209 between Oak Grove Drive (0520/0000) and Municipal Drive (0560/0000) Middle Smithfield Township Resurface (113865)	941
SR 2030 10-20, SR 2030 (Foxtown Hill 4 lane) from SR 611 (0010/0000) to Interstate 80 (0020/1870) Delaware Water Gap Borough Reconstruct eastbound lanes (113866)	800
SR 2030 11-21, SR 2030 from segment 0011/0000 (SR 611) to segment 0020/2535 (Interstate 80) Smithfield Township and Delaware Water Gap Borough Reconstruct (113867)	860
SR 611 Resurface, Resurface from PA 611 from end of St. Lukes HOP (Seg/Offset 200/0340 & 201/0341) to bridge over Scott Run (Seg/Offset 290/2006) in Pocono, Stroud and Hamilton Townships (101663)	2,300
SR 447 Resurface, Resurface PA 447 (Creek Road) from Upper Seese Hill Road to Pike County line in Barrett Township (101667)	1,295
SR 191 Resurface, Resurface PA 191 from Northampton County line to Fifth Street in Stroudsburg Borough and Stroud Township (101671)	1,800
US 209, I-80 to SR 2012, Resurface US 209 from Interstate 80 to State Route 2012 in Smithfield Township (101649)	1,620
SR 115 Resurface, Resurface SR 115 from intersection with SR 209 (Seg/Offset 0010/0000) to just south of the intersection with Maltese Road (Seg/Offset 0090/1718) in Chestnuthill Township, Monroe County. (106761)	1,120
PA 940, SR 4005 to PA 423, Resurface PA 940 from State Route 4005 to PA 423 in Tobyhanna Township (101646)	1,800
209 Mt Nebo to Holy Cross, State Route 209 from Mount Nebo to Holy Cross Road Middle Smithfield Township Monroe County (113878)	400
<u>MONTGOMERY COUNTY (Highway Projects)</u>	
Church Rd:Greenwd-Rice's, Church Road: Greenwood Avenue - Rice's Mill Road Cheltenham Township Intersection Improvement (16334)	2,101
PA 63/PA 309 - Phase 1(C), PA 63/PA 309 Connector Towamencin, L Salford, & Franconia Twps Relocation/Alignment (16438)	16,694
PA320 @ Hanging Rock, PA 320 @ Hanging Rock Upper & Lower Merion Twps Restoration (16599)	6,848
US 422:Park to Norfolk, US 422: Park Rd-Norfolk Southern Lower Pottsgrove Township Reconstruction (16738)	18,845
S.Gulph & Henderson, South Gulph Rd & Henderson Rd Road Widening Upper Merion Twp (48187)	3,444
23: Moore to Geerdes, 23: Moore to Geerdes Upper Merion Township Relocation (48172)	3,946
US202:Johnson-Swede #4, US 202: Johnson - Swede Rd Norristown Boro, E Norriton & Whitpain Twps Road Widening (63486)	16,000
US202:Swede-Morris #2 (C), US 202: Swede - Morris Rd Whitpain Twp Road Widening (63490)	17,341
US202:Morris-Swedefsd #3 (C), US 202: Morris Rd - Hancock Rd U & L Gwynedd, U Dublin & Whitpain Twps Reconstruction & Widening (63491)	10,839
PA309: 5 Pts Intersectn, PA309: 5 Points Intersection (PA 309, PA 463, & SR 2202) Montgomery Township Intersection Improvements (63493)	8,500

Department of Transportation 2020-21 Projects

PUBLIC IMPROVEMENT PROJECTS

FROM MOTOR LICENSE FUNDS

Program: State Highway and Bridge Maintenance - Highway

This section provides a brief description of each recommended project, its location and cost components. Unless otherwise noted, these nonrecurring capital investments will not affect the agency's current or future operating budgets nor affect the services provided by the agency.

(Dollar Amounts in Thousands)

	Total Project Cost
<u>MONTGOMERY COUNTY (Highway Projects) (continued)</u>	
309 Cntr: Allntwn Rd-Souderton Pk, PA 63/PA 309 Connector - Phase 2 Franconia, Hatfield & Hilltown Twps New Alignment (77211)	\$ 7,356
PA23/US422 Int & N Gulph, PA 23/US 422 Inter & N Gulph Road Improve Upper Merion Township Interchange Improvement (66952)	1,400
Whitemarsh Street Imprv (H), Street Improvements Whitemarsh Township Corridor Safety Improvements (74816)	400
Ridge Pike & Joshua Rd (H), Ridge Pike & Joshua Road Whitemarsh Township Reconstruction (74937)	400
Lafayette St(Brbd-Frd(2) (C), Lafayette Street Corridor Project Barbados to Ford Street Norristown Borough Roadway Widening (79864)	400
Welsh Rd Resurface/Extend, Welsh Rd Resurfacing/Extension Upper Gwynedd, Abington Twps, MontCo Roadway resurfacing and extension (103668)	3,300
Paper Mill Rd Rehab 1, Paper Mill Rd Rehabilitation 1 Springfield Twp, Montgomery County Roadway rehabilitation (104896)	2,100
Johnson Hwy Storm Wtr Repl, Johnson Hwy Storm Wtr Replacement Plymouth Twp & Norristown Boro, MontCo Stormwater infrastructure replacement (104919)	1,000
First Av Linear Prk/Strsc (C), First Ave PedBike Amenities Upper Merion Twp, Montgomery County Installation of ped & bike amenities (105134)	1,200
PA 309 Connector Ph3, PA 309 Connector-Phase 3 Franconia, Hatfield & Hilltown Twps. Montgomery County New Roadway (105803)	10,883
Sign Structure Repair Line Item, Sign Structure Repair Districtwide Reserve Line Item (106651)	1,500
US 202-610 TSM Improvements (F), US 202-610 TSM Improvements East Norriton, Plymouth, Whitpain, & Worcester Twps., MontCo. Intersection Improvements (107126)	1,003
Route 463 Traffic Signals (C), Route 463 Traffic Signals Hatfield Twp. Automated signal system (107640)	400
W. Main St. Signals(C), W. Main St. Signals Norristown Boro Signal upgrade (107646)	400
Easton Rd. Signals, Easton Rd. Signals Abington Twp. Upgrade of 9 signalized intersections (107650)	400
LED Lighting Conver 6-0, LED Lighting Conversion District wide Lighting conversion (109848)	2,000
Wrong Way Safety, Wrong Way Safety-Design Build District wide Wrong-way countermeasures (110469)	400
Old Skippack Rd. Roundabout, Old Skippack Rd. Roundabout Montgomery County Roundabout installation (110961)	400
Main St. Safety Improv, Main Street Corridor Safety Improvements Montgomery County Turn lanes and modification of signals (110971)	400
Conshohocken Garage, Conshohocken Garage at Conshohocken SEPTA Station on the Manayunk/Norristown Regional Rail Line (111005)	400
Blair Mill Rd. Safety, Blair Mill Road Safety Improvements Upper Moreland Township Intersection Improvements (111170)	3,000
Whitpain Trail Network, Whitpain Trail Network- Core Connector III Whitpain Township Multi-use trail (111490)	400
Corinthian Trail, Corinthian Trail Hatboro Borough Walking Trail (111491)	400
Limekiln Pike Sidewalk, Limekiln Pike Sidewalk Upper Dublin Township Sidewalk installation (111492)	400

Department of Transportation 2020-21 Projects

PUBLIC IMPROVEMENT PROJECTS

FROM MOTOR LICENSE FUNDS

Program: State Highway and Bridge Maintenance - Highway

This section provides a brief description of each recommended project, its location and cost components. Unless otherwise noted, these nonrecurring capital investments will not affect the agency's current or future operating budgets nor affect the services provided by the agency.

(Dollar Amounts in Thousands)

	Total Project Cost
<u>MONTGOMERY COUNTY (Highway Projects) (continued)</u>	
Main Street/SR 29 Ped Improvements, SR 29 Ped Improvements Schwenksville Township sidewalk (111495)	\$ 400
Kriebel Road Trail, Kriebel Road Trail Towamencin Township Multi-use Trail (111494)	400
Slope Repair I-76 E.B., Slope Repair I-76 E.B. Philadelphia Slope repair (112233)	2,575
Low Cost Safety Improvments 6-0, District 6-0 Low Cost Safety Improvements District wide Low Cost Safety Improvements (112524)	400
Rock Hil Rd@Belmont Av, Rock Hill Rd @ Belmont Ave Lower Merion Twp Corridor Improvements (64795)	9,547
Allentown Rd Br/Branch Skippack, Allentown Road Bridge Repair Towamencin & Hatfield Twps, MontCo Pipe Replacement (104953)	550
Lafayette St(Lfyt-Brg(3), Lafayette St Cooridor Project Norristown Boro Extension (79928)	9,900
Ridge Pk: Butler-Crescent, RIDGE PK: Butler Pike-Crescent Ave Whitmarsh & Springfield Twps Reconstruction & Signal Upgrade (16577)	750
PA 63:Welsh Rd@Limekiln, PA 63: Welsh Rd @ Limekiln Pk & Norristown Rd Horsham & U Dublin Twps Intersection Improvements (48174)	3,920
Washington Ln Rehab 1, Washington Lane Rehabilitation 1 Lower Moreland Twp, Montgomery Cty Roadway rehabilitation and drainage (104894)	1,638
Commrce Rd Narrowng/Trail, Ft Washington Road Diet/Cross Cty Trl Upper Dublin Twp, Montgomery County Installation of bike/ped facilities (105133)	2,853
Bethayres Streetscape Plan, Betharyes Streetscape Plan Lower Moreland Twp. Streetscape (107824)	416
Gwyndd Mrcy Univ Access & Safety, Gwynedd Mercy University Access & Safety Lower Gynedd Township Intersection and Pedestrian safety improvements (111169)	400
Spring House Roadway Int., Spring House Roadway Improvements Lower Gwynedd Township Roadway widening and intersection improvements (111171)	1,964
Jacobs/Walnut St. Realignment, Jacobs/Walnut St. Realignment Upper Providence Township Realignment (112212)	927
I76: TrPk VlyFrge to Phl/Mont CntyLn, Interstate 76 Preventative Maintenance Upper & Lower Merion Twps, MontCo Pavement restoration (104889)	9,500
<u>NORTHAMPTON COUNTY (Highway Projects)</u>	
Resurf Main_Washington St, Main St / Washington St from SR 2014 to SR 3007 in the City of Bethlehem Resurface (96424)	400
Resurface Chestnut Street, Chestnut St from PA 248 to Barrall Ave Resurface Borough of Bath Northampton County (96428)	400
SR 3012 Resurface, Resurfacing State Route 3012 (Broadway Avenue) from State Route 2002 (Broadway Avenue) to PA 378 in the City of Bethlehem (101541)	400
SR 191 Resurface, Resurfacing PA 191 from SR 1012, Belfast Road to Route 512 in Plainfield Township, Washington Township, and Bangor Borough (101546)	4,000
Nazareth Pike Resurface, Resurfacing State Route 191 from State Route 3015 (Nazareth Pike) to segment 0050/0000 in Lower Nazareth Township in Bethlehem and Lower Nazareth Townships, Northampton County. (101560)	1,608

Department of Transportation 2020-21 Projects

PUBLIC IMPROVEMENT PROJECTS

FROM MOTOR LICENSE FUNDS

Program: State Highway and Bridge Maintenance - Highway

This section provides a brief description of each recommended project, its location and cost components. Unless otherwise noted, these nonrecurring capital investments will not affect the agency's current or future operating budgets nor affect the services provided by the agency.

(Dollar Amounts in Thousands)

	Total Project Cost
<u>NORTHAMPTON COUNTY (Highway Projects) (continued)</u>	
Bath Pk_ 329 to Hollow, Bath Pike from PA 329 to Hollow Road Resurface (96426)	\$ 595
SR 4004 Resurface, Resurfacing State Route 4004 (Penn Allen Road) from PA 946 to State Route 4002 (Spring Street) in Upper Nazareth Township and Nazareth Borough (101562)	600
Broad Street Resurface, Resurfacing PA 191 from segment 0050/0000 in Lower Nazareth Township to SR 1012, Belfast Road in Lower Nazareth Township, Nazareth Borough, Upper Nazareth Township, Stockertown Borough and Plainfield Township (101565)	2,714
SR 191 Resurface, Resurfacing PA 191 from Route 512 to Monroe County line in Bangor Borough, Roseto Borough, and Upper Mount Bethel and Washington Townships (101568)	2,412
SR 248 Resurface, Resurfacing PA 248 from State Route 2012 (25th Street) to PA 611 (Larry Holmes Drive) in City of Easton, Wilson Borough, and Palmer Township, Northampton County (101570)	3,350
Pave PA 33_I-78 to US 22, PA 33 from I-78 to US 22 in Northampton County Pavement rehabilitation (96423)	610
Resurface Walnut Street, Walnut St from Mill St to Barrall Ave Resurface (96427)	440
Resurface 248_191 to 33, PA 248 from PA 191 to PA 33 Resurface (96430)	615
SR 2019 Resurface, Resurfacing State Route 2019 (Bushkill Drive) from State Route 2020 (13th Street) to 500 ft past State Route 2030 (Lafayette Street) in City of Easton (101549)	400
SR 248 Resurface, Resurfacing PA 248 from PA 946 to Hollow Road in Lower and Upper Nazareth Township (101550)	845
SR 3014 Resurface, Resurfacing State Route 3014 (Hanoverville Road) from Jacksonville Road to PA 512 in Hanover Township (101552)	500
SR 4025 Resurface, Resurfacing State Route 4025 (Bushkill Center Road) from PA 191 to PA 512 in Nazareth Borough, and Upper Nazareth and Bushkill Townships (101555)	2,000
SR 4001 Resurface, Resurfacing State Route 4001 (Blue Mountain Drive) from PA 145 to Carbon County line in Lehigh Township (101557)	400
SR 2012 Resurface, Resurfacing State Route 2012 (Island Park Road) from State Route 2014 (Shimersville Road) to PA 248 in City of Bethlehem, Glendon and Wilson Boroughs, and Lower Saucon, Palmer, and Williams Townships (101564)	4,200
Nor-Bath Blvd Resurface, Resurfacing PA 329 from Lehigh County line to PA 248 in Allen and East Allen Townships; and Bath and Northampton Boroughs (101567)	2,660
SR 512 Resurface, Resurfacing PA 512 from Main Street to PA 611 in Bangor, East Bangor and Upper Mount Bethel Townships (101571)	6,870
Lackawanna Trl Resurface, PA 611 from Bucks County line to T-396 (Browns Drive) Williams Township Resurfacing (Pave) (101572)	4,240
Airport Road Resurface, Resurfacing PA 987 from Lehigh County line to State Route 4027 (Valley View Drive) in Bath Borough, and East Allen, Chapman, Hanover, and Moore Townships (101573)	2,700
SR 611 Resurface, PA 611 from T-396 (Browns Drive) to SR 2005 (Smith Avenue) Williams Township and the City of Easton Resurfacing (Pave) (101574)	5,290
SR 611 Resurface, PA 611 from segment 0610/0582 (Hester Street) to segment 0680/3609 (the Monroe County line) Portland Borough and Upper Mount Bethel Township Resurfacing (Pave) (101576)	4,400

Department of Transportation 2020-21 Projects

PUBLIC IMPROVEMENT PROJECTS

FROM MOTOR LICENSE FUNDS

Program: State Highway and Bridge Maintenance - Highway

This section provides a brief description of each recommended project, its location and cost components. Unless otherwise noted, these nonrecurring capital investments will not affect the agency's current or future operating budgets nor affect the services provided by the agency.

(Dollar Amounts in Thousands)

	Total Project Cost
<i>NORTHAMPTON COUNTY (Highway Projects) (continued)</i>	
Route 248 Realignment, SR 248 Borough of Bath Northampton County. This project would designate Northampton Street to its intersection with Main Street as Route 248 to reduce the number of turning movements in the Borough. (86853)	\$ 1,740
SR 3015 Resurface, Resurfacing of State Route 3015 (Linden street) from Elizabeth Avenue to PA 191 in the City of Bethlehem and Bethlehem Township (101579)	1,700
SR 3011 Resurface, Resurfacing of State Route 3011 (Center Street) from New Street to PA 512 in the City of Bethlehem and Hanover Township (101580)	2,370
Resurface US 22_191-25th, US 22 from PA 191 to 25th Street Northampton County Resurface (96420)	2,400
Pave PA 33_22 to Monroe, PA 33 from US 22 to Monroe County Line Northampton County Highway Reconstruction (96422)	640
Easton Two Way St Conversions, Convert four one way streets to two way streets to facilitate traffic in Easton's Central Business District 2nd Street, Spring Garden Street, 4th Street, Ferry Street and Easton Circle City of Easton Northampton County (102223)	400
22 from Farmersville Rd to 512, Resurface/Restoration 22 from Farmersville Rd to 512 mainline and 191 and 512 interchange ramps Bethlehem Township (110070)	3,827
SR 248 Signal Upgrade, SR 248 Lehigh Township Northampton County Adaptive Signal Upgrade (110176)	510
SR 512 Adaptive Signal Upgrade, SR 512, Center Street to Jandl Boulevard Hanover Township Northampton County Adaptive Signal Upgrade (110177)	520
611 Retaining Wall Rehab - Easton, SR 611 City of Easton Northampton County Retaining Wall Rehabilitation (110179)	400
Williams Twp Canal Wall Replacements, SR 611 Retaining wall replacements Williams Township Northampton County (79468)	1,276
25th Street Hill Improvement, SR 2012 (S. 25th Street) Palmer Township/West Easton Borough Northampton County (105959)	450
Linden Street, Highway Restoration SR 3015 (Linden Street) Elizabeth Ave to Highfield Dr City of Bethlehem and Bethlehem Township Northampton County (11981)	1,340
SR 33 20-110, SR 0033 segments 0020/0000 to 0110/0000 (north) and from 0021/0000 to 0111/0000 (south) Bethlehem Township, Lower Nazareth Township and Palmer Township Resurface (113804)	5,000
248 460-490, Segments 0460/1388 to 0490/2138 and segments 0481/0000 to 0491/2116 Palmer Township Resurface (113808)	1,680
SR 611 210-260, SR 611 from segment 210/000 (Bushkill Drive) to segment 260/000 (Frost Hollow Road) City of Easton and Forks Township Resurfacing (Pave) (113753)	2,890
SR 4003 10-20, SR 4003 segment 0010/0000 to 0020/0000 Northampton Borough Resurface (113812)	580
SR 2025 10-70, SR 2025 segment 0010/0000 to 0070/0000 City of Easton and Forks Township Resurface (113815)	3,480
SR 2025 70-120, SR 2025 segment 0070/0000 to 0120/1768 Forks Township and Stockertown Borough Resurface (113816)	3,840
SR 378 10-70, SR 0378 segment 0010/0000 to 0070/1261; segment 0031/0000 to 0041/2607; segment 0071/0000 to 0071/1234 Lower Saucon Township and the City of Bethlehem Resurface (113814)	5,000

Department of Transportation 2020-21 Projects

PUBLIC IMPROVEMENT PROJECTS

FROM MOTOR LICENSE FUNDS

Program: State Highway and Bridge Maintenance - Highway

This section provides a brief description of each recommended project, its location and cost components. Unless otherwise noted, these nonrecurring capital investments will not affect the agency's current or future operating budgets nor affect the services provided by the agency.

(Dollar Amounts in Thousands)

	Total Project Cost
<u>PHILADELPHIA COUNTY (Highway Projects)</u>	
I-95: Shackamaxon - Ann, I-95: Shackamaxon - Ann Street City of Philadelphia Reconstruction (17821)	\$ 127,924
Regional Hwy Safety Initiativ, Eliminate hazards by treatments (57927)	800
American Cities Earmark (C), Neighborhood and Pedestrian Safety City of Philadelphia Transportation Enhancements (74828)	400
South Phila Access Rd (C), South Philadelphia Access Road City of Philadelphia New Roadway (74841)	400
Cttmn-Prnc Main Ln Rmp(F), Cottman-Princeton Main Line Ramp City of Philadelphia Interchange Improvement (79685)	26,680
I-95: Columbia - Ann(C), I-95 (Delaware Ave/Richmond St): Columbia - Ann City of Philadelphia Roadway Reconstruction (79686)	25,157
I-95: Race - Shackamaxon, I-95: Race - Shackamaxon Street City of Philadelphia Roadway Reconstruction (79828)	19,368
I-95: Betsy Ross Ramps(C), I-95: Betsy Ross Bridge Ramps Philadelphia County Ramp Reconfiguration (79903)	19,250
I-95: Betsy Ross Mainln NB, I-95: Betsy Ross Mainln NB Philadelphia County Widening/Reconstruction (79905)	26,040
I-95: Margaret-Kennedy, I-95: Margaret-Kennedy Philadelphia County Widening/Reconstruction (79910)	19,550
I-95: Allegheny AdvCntrc (C), I-95: Allegheny Ave Interchange Philadelphia County Widening/Reconstruction (79911)	3,637
I-95: Allegheny & Castor Ave Intr Connection, I-95N: Allegheny Ave Interchange Philadelphia County Widening, Reconstruction (79912)	3,500
I-95: Cottman On-Ramp, I-95: Utility Relocation & Surface Sts City of Philadelphia Roadway Reconstruction (80014)	9,050
I-95: Race-Shackamaxon 2, I-95 Race St to Shackamaxon South City of Philadelphia Road & Bridge Reconstruction/widening (103553)	19,111
I95 Corridor ITS(C), I95 Corridor ITS Devices City of Philadelphia (103554)	2,035
I-95 Corridor ITS, I-95 Corridor Traffic Operations Systems City of Philadelphia Traffic Mgmt Sys, ITS Devices (103555)	3,698
I-95 Btsy Rss Mainln SB, I-95 Betsy Ross Mainline SB (103559)	17,000
B Franklin Br Op Impvmnt, Ben Franklin Bridge Operational Imp. Philadelphia Traffic Operation Improvements (105290)	738
Lindbergh Blvd TrailCobbsCrk Seg D, Lindbergh Blvd. Philadelphia Bike/Ped. (105853)	400
5th Street Signal Improvements (C), 5th Street Philadelphia County Signal Improvements (106991)	400
2nd Street Signal Improvements (C), 2nd Street Philadelphia County Signal Improvements (106992)	400
Castor Ave:Aramingo-Erie, Castor Avenue Philadelphia County Signal Improvements (106995)	400
Navy Yard Flow Loop Shuttle, Navy Yard Flow Loop Shuttle Philadelphia Shuttle service (107631)	400
N. 5th St. Reformatting Sgnls, Reformatting N. 5th St. Philadelphia Signal upgrades and fiber interconnection (107648)	400
Citywide Resurf/Ramps 106(C), Citywide Resurfacing 106 Philadelphia Roadway Resurfacing (108090)	400
Schuylkill Banks Trail-Chrstn-Crsnt, Schuylkill Banks Trail-Christian-Crescent City of Philadelphia Multi-use trail (110415)	1,000
N Broad St. Vision Zero #1, N. Broad Street-Vision Zero Priority Corridor North Broad St. From Girard to Cecil B. Moore Avenues Installation of full medians (110780)	400

Department of Transportation 2020-21 Projects

PUBLIC IMPROVEMENT PROJECTS

FROM MOTOR LICENSE FUNDS

Program: State Highway and Bridge Maintenance - Highway

This section provides a brief description of each recommended project, its location and cost components. Unless otherwise noted, these nonrecurring capital investments will not affect the agency's current or future operating budgets nor affect the services provided by the agency.

(Dollar Amounts in Thousands)

	Total Project Cost
<i>PHILADELPHIA COUNTY (Highway Projects) (continued)</i>	
Castor Ave. Roundabout, Castor Avenue Roundabout City of Philadelphia Roundabout installation (110958)	\$ 731
2018 Phila Co ADA Ramps, 2018 Phila Co ADA Ramps Philadelphia Reconstruction of curb cut ramps to latest ADA standards (111409)	5,001
Broad & Locust Intersection, Broad & Locust Modified Urban Intersection City of Philadelphia Intersection modifications (111501)	400
Mid-Block Crossing U City, Mid-Block Crossing University City City of Philadelphia Crosswalk (111505)	400
Cramp Elementary Safety, Cramp Elementary Traffic Safety Improvements City of Philadelphia pedestrian walkway and intersections (111507)	400
Blvd Ped Safety & Direct Bus, Blvd Pedestrian & Direct Bus City of Philadelphia sidewalks and bus station construction (111506)	400
South Broad Street Sidewalk, South Broad Street Sidewalk City of Philadelphia sidewalk and intersection improvements (111508)	400
Riverfront Gateway Sidewalk, Riverfront Gateway Sidewalk City of Philadelphia Sidewalk improvements (111511)	400
Frankford & Belgrade Improvements, Frankford & Belgrade Improvements City of Philadelphia sidewalks, line striping, pedestrian countdowns, traffic signal (111510)	400
Oregon Avenue Signal Improvements, This work consists of design and construction for signal modernization for 23 traffic signals on Oregon Avenue from Passyunk Avenue to Front Street. (111711)	4,668
Philadelphia Citywide Wireless Communication, This project will install wireless radios to integrate signals along five corridors in the City: Columbus Boulevard, Grays Ferry Avenue, Academy Road, Whitaker Avenue/B Street, and Hunting Park Avenue. (111710)	1,795
PAMT Capacity & Relocation Project, PAMT Warehouse Replacement PAMT Warehouse Demolition Berth Enhancements at Berths 1-3 Electrification of two existing Hyundai cranes (112553)	97,107
2019 Philadelphia ADA Ramps, 2019 Phila ADA Ramps(PD6) Philadelphia Construction of curb cut ramps to latest ADA standards (12824)	400
ADA Ramps 2020 Phila Cnty, 2020 Phila Co. ADA Ramps Philadelphia County Construction of ADA Ramps (12886)	400
ADA Ramps in Center City Phila, ADA Ramps in Center City Philadelphia Philadelphia ADA Ramps (112463)	940
Citywide ADA Ramps 3, Citywide ADA Ramps 3 City of Philadelphia ADA ramps (112527)	400
Baxter Trail Mitigation, Baxter Trail Mitigation Pennypack Street to Pennypack Path City of Philadelphia Mitigation Improvements (110644)	400
Pennypack Trail Ext. State & Rhawn Crossing, Pennypack Trail Ext. State & Rhawn Crossing Philadelphia Bike/Ped. (105849)	400
I-95N Ann St-Wheatsheaf Lane, I-95 Allegheny Ave. South of Frankford Crk In the City of Philadelphia (103557)	20,650
I95 Betsy Ross Int. Drainage, I-95 Betsy Ross Interchange Drainage In the City of Philadelphia Drainage & Stormwater Management (103561)	700
Districtwide Barrier Repair, Districtwide Barrier Repair District Wide Repair of damaged barriers (112280)	430

Department of Transportation 2020-21 Projects

PUBLIC IMPROVEMENT PROJECTS

FROM MOTOR LICENSE FUNDS

Program: State Highway and Bridge Maintenance - Highway

This section provides a brief description of each recommended project, its location and cost components. Unless otherwise noted, these nonrecurring capital investments will not affect the agency's current or future operating budgets nor affect the services provided by the agency.

(Dollar Amounts in Thousands)

	Total Project Cost
<u>PHILADELPHIA COUNTY (Highway Projects) (continued)</u>	
I-95SB: Ann St -Wheatsheaf Lane, I-95 Ann St to Frankford Crk Interchange SB Outfall, Drainage, Basins and etc. In the City of Philadelphia (103558)	\$ 12,450
HaverfordAv: City Av to 42nd St, Haverford Ave Road Resurfacing City of Philadelphia Rehabilitation, resurfacing, ADA ramps (104970)	7,800
52ndSt: Baltimore to Parkside, 52nd St Road Resurfacing & ADA Ramps City of Philadelphia Rehabilitation, resurfacing, ADA ramps (104971)	8,600
Lancaster Av: Girard to 34th Str, Lancaster Ave Rd Resurfacing City of Philadelphia Rehab, resurfacing, and ADA ramps (104976)	1,000
Walnut Ln: Shurs Ln - Henry Av, Walnut Lane from Shurs Ln to Henry Ave City of Philadelphia Rehab, resurfacing, and ADA ramps (104983)	2,600
Olney Ave: Broad St to Rising Sun, Olney Ave Road Resurfacing City of Philadelphia Rehab, resurfacing, and ADA ramps (104985)	4,800
65th/Ches/Kngsessng Resurf&ADA, 65th, 52nd, 42nd, Chester, Kingsessing City of Philadelphia Rehab, resurfacing, and ADA ramps (104986)	5,600
Girard Ave:Lancastr to Landsdowne, Girard Ave Rd Resurfacing & ADA Ramps City of Philadelphia Rehab, resurfacing, and ADA ramps (104987)	7,000
Citywide 3R 110, Citywide 3R 110 City of Philadelphia Roadway restoration (112500)	400
Citywide 3R 111, Citywide 3R 111 City of Philadelphia Roadway Restoration (112525)	4,415
I-95 ATMS (GR9), I-95 Corridor Active Traffic Management System (ATMS) Variable Speed Limits, Advanced Signal Systems, and Adaptive Ramp Metering Philadelphia (103556)	6,100
Aramingo/Harbison: Church to Amtrak, Aramingo:Duncan-Amtrak City of Philadelphia Philadelphia County (87784)	4,700
Roosevelt/Adams Improv, Roosevelt/Adams/Summerdale Intersection Improvements City of Philadelphia Intersection Improvements (111189)	1,114
Citywide ADA Ramps 2, Citywide ADA Ramps 2 Philadelphia ADA Ramps (108098)	400
University Ave. Safety, University Ave. Safety City of Philadelphia Intersection improvements (111062)	400
Castor Ave:Comly to Rhawn, Castor Ave: Comly to Rhawn City of Philadelphia Road Diet, upgrade signals, add left turn lanes (111194)	400
Franklin Square Ped Access, Franklin Square Pedestrian Access City of Philadelphia Pedestrian Improvements (111496)	400
<u>POTTER COUNTY (Highway Projects)</u>	
Group 2-20-ST6, Various Routes in Potter County Various Municipalities Highway Resurfacing (108361)	1,325
Group 2-21-ST6, Various Routes in Potter County Various Municipalities Highway Resurfacing (108365)	3,144
<u>SCHUYLKILL COUNTY (Highway Projects)</u>	
NEPA Br Pres & Rep 7, Various bridges Carbon, Monroe, and Schuylkill Counties Consultant design and construction of bridge repairs and preservation (109826)	6,250
309 Pavement Preservation II, SR 309 pavement restoration. (107837)	400
61 Rock Scaling-wall upg, SR 61 Schuylkill County Rock Scaling and wall upgrade (97269)	1,000

Department of Transportation 2020-21 Projects

PUBLIC IMPROVEMENT PROJECTS

FROM MOTOR LICENSE FUNDS

Program: State Highway and Bridge Maintenance - Highway

This section provides a brief description of each recommended project, its location and cost components. Unless otherwise noted, these nonrecurring capital investments will not affect the agency's current or future operating budgets nor affect the services provided by the agency.

(Dollar Amounts in Thousands)

	Total Project Cost
<u>SCHUYLKILL COUNTY (Highway Projects) (continued)</u>	
61 Median barrier, SR 61 from St Clair bypass to Bifercation Schuylkill County Install median barrier (97270)	\$ 1,000
SR 309 (Seg 260-270), Resurface SR 309 from Bridge by River Street to Vine Street in the Borough of Tamaqua, Schuylkill County. (113848)	1,000
SR 309 (Seg 180-240), Resurface SR 309 from SR 443 to Bridge at Owl Creek in West Penn Township and the Borough of Tamaqua, Schuylkill County. (113849)	5,000
SR 61 (Seg 260-330), SR 61 from Cottage Avenue to Grant Street in North Manheim Township and Palo Alto and Schuylkill Haven Borough, Schuylkill County. (113851)	5,000
Pottsville Maroons Highwa, Resurface US 209 from PA 901 to 300 ft past PA 901 in City of Pottsville and Branch Township (101612)	1,600
PA 901, Sunbury St to 209, Resurface PA 901 from Sunbury Street to US 209 in City of Pottsville, Minersville Borough, and Branch Township (101606)	1,500
PA 901 Lavelle, Resurface PA 901 from Northumberland County line to 1500 ft past Keystone Blvd. in Butler, Barry, and Foster Townships (101602)	2,600
PA 183, Resurface PA 183 From Berks County Line to PA 443 in Wayne Township (101584)	2,400
SR 183 (Seg 190-220), Resurface SR 183 from SR 443 to Bridge at State Route 61 intersection in North Manheim and Wayne Township and Cressona Borough, Schuylkill County. (113818)	1,300
SR 61 (Seg 490-510), Resurface SR 61 from I-81 Ramps to SR 1008 (Oak Street) in Frackville Borough and West Mahoning Township, Schuylkill County. (113828)	450
SR 924 (Seg 10-30), Resurface SR 924 from SR 61 to Catawissa Street in Frackville Borough, Schuylkill County. (113836)	450
SR 209 (Seg 480-540), Resurface SR 209 from Twentyfourth Street to SR 61 in City of Pottsville, Schuylkill County. (113819)	1,300
Centre Street, Resurface PA 54 (Centre Street) from Columbia County line to Front Street in Ashland borough and Butler Township (101591)	1,000
SR 54 (Seg 40-110), Resurface SR 54 from First Street to Beech Street in Butler Township and Ashland and Girardville Borough, Schuylkill County. (113855)	1,200
PA 54 Resurfacing, Resurface PA 54 from near Beech Street to Vine Street in Girardville and Shenandoah Boroughs, and Butler and West Mahanoy Townships (101536)	1,300
SR 443 (Seg 260-410), Resurface SR 443 from SR 3009 (Dad Burnhams Road) to SR 61 in North Manheim, Washington and Wayne Township and Schuylkill Haven Borough, Schuylkill County. (113824)	5,000
SR 54 (Seg 270-370), Resurface SR 54 from Ellen Gowan Road to I-81 Ramps in the Mahanoy Township and Mahanoy City, Schuylkill County. (113857)	3,000
PA 924 Resurfacing, Resurface PA 924 from State Route 4033 to PA 339 in West Mahanoy, Union, and East Union Townships (101594)	950
SR 924 (Seg 170-290), Resurface SR 924 from SR 339 to Luzerne County Line in East Union Township, Schuylkill County. (113858)	3,000
PA 125 Resurfacing, Resurface PA 125 from US 209 to State Route 4011 (Main Street) in Tremont Borough, and Porter and Frailey Townships (101611)	2,600

Department of Transportation 2020-21 Projects

PUBLIC IMPROVEMENT PROJECTS

FROM MOTOR LICENSE FUNDS

Program: State Highway and Bridge Maintenance - Highway

This section provides a brief description of each recommended project, its location and cost components. Unless otherwise noted, these nonrecurring capital investments will not affect the agency's current or future operating budgets nor affect the services provided by the agency.

(Dollar Amounts in Thousands)

	Total Project Cost
<u>SCHUYLKILL COUNTY (Highway Projects) (continued)</u>	
PA 25 Main Street, Resurface PA 25 from Grove Drive to US 209 in Hegins, Frailey, and Reilly Townships (101588)	\$ 4,300
US 209 Tower City, Resurface US 209 from Dauphin County line to Keystone Street in Tower City Borough and Porter Township (101600)	1,800
US 209 Tamaqua, Resurface US 209 from Broad Street to Carbon County line in Tamaqua and Coaldale Boroughs (101542)	2,200
SR 901 (Seg 302-372), Resurface SR 901 from SR 209 to Bridge by River Street in North Manheim Township and the City of Pottsville, Schuylkill County. (113820)	500
SR 125 (Seg 10-20), Resurface SR 125 from SR 443 to just past the Pine Grove Township Line in Pine Grove Township and Pine Grove Borough, Schuylkill County. (113822)	400
SR 443 (Seg 390-402), Department Force Resurface SR 443 from bridge near Main Street to Parkway Avenue in Schuylkill Haven Borough, Schuylkill County. (113826)	400
SR 209 (Seg 510-520), Department Force Resurface SR 209 from Thirteenth Street to Centre Street in the City of Pottsville, Schuylkill County. (113830)	400
SR 209 (Seg 20-70), Department Force Resurface SR 209 from SR 4010 (Porter Road) to Les Brown Lane in Potter Township and Tower City Borough, Schuylkill County. (113833)	400
SR 25 (Seg 130-150), Department Force Resurface SR 25 from SR 4011 (Gap Street) to Vista Road in Hegins Township, Schuylkill County. (113834)	400
SR 1005 (Seg 110), Department Force Resurface SR 1005 from SR 4033 (Main Street) to alley near Stauffer Avenue in North Union Township, Schuylkill County. (113837)	400
<u>SUSQUEHANNA COUNTY (Highway Projects)</u>	
SR 267 Paving, Resurfacing on State Route 267 between Valley Road and the New York/Pennsylvania State line in Forest Lake and Choconut Townships, Susquehanna County. (113777)	3,500
<u>VENANGO COUNTY (Highway Projects)</u>	
PA 8: Barkeyville to Franklin, State Route 8 (Richard C. Frame Highway) from State Route 3003 to State Route 3013 Irwin, Sandy Creek and Victory Townships Restoration (61354)	8,350
I-80 MM27 to MM34 - #8, Venango County I-80 MM 27.6 to MM 34.5 micro surfacing (109821)	550
<u>WARREN COUNTY (Highway Projects)</u>	
US 62: Betts Park to Market St, 2.40 miles of Restoration / Betterment on Sr. 3024 and Sr. 62 from the interchange of 6 & 62 to Market st. (109137)	550
<u>WASHINGTON COUNTY (Highway Projects)</u>	
I79: Marianna to Laboratory Hill, I-79: Marianna to Laboratory Hill Highway/Bridge Restoration Washington County (91555)	450
I-70: Centerville to Speers, I-70: Centerville to Speers Highway Restoration Fallowfield Township, Speers and Twilight Boroughs, Washington County (91581)	400
US 22: SR 4073 to Allegheny Co Line, US 22: SR 4073 to Allegheny Co Line Robinson Township, Washington County Highway Restoration (100482)	4,089
SIP 12-20-S14-1, 2020 SIP Washington County Highway Restoration (108282)	1,600
PA 50: Burgettstown Road to Reissing Road, PA 50: PA 18 to SR 1001 Highway Resurfacing Cecil and Mount Pleasant Townships, Washington County (90979)	400

Department of Transportation 2020-21 Projects

PUBLIC IMPROVEMENT PROJECTS

FROM MOTOR LICENSE FUNDS

Program: State Highway and Bridge Maintenance - Highway

This section provides a brief description of each recommended project, its location and cost components. Unless otherwise noted, these nonrecurring capital investments will not affect the agency's current or future operating budgets nor affect the services provided by the agency.

(Dollar Amounts in Thousands)

	Total Project Cost
<u>WASHINGTON COUNTY (Highway Projects) (continued)</u>	
SR 4005: Eldersville Road to Steubenville Pike, SR 4005: Eldersville Road to Steubenville Pike Highway Resurfacing Hanover Township, Washington County (98461)	\$ 1,300
SR 3020: Park Avenue to Hackney Station Road, SR 3020: Park Avenue to Hackney Station Road Highway Resurfacing Morris and Amwell Townships, Washington County (98463)	1,250
I70: Belle Vernon Bridge to Bentleyville, I70: Belle Vernon Bridge to Bentleyville Fallowfield Township, Twilight and Speers Boroughs, Washington County Highway Reconstruction (106919)	43,660
Pike St @ Allison Hollow/Racetrack, The proposed project is to make enhancements to the traffic signal at the intersection of Pike Street with Allison Hollow Road / Racetrack Road in Chartiers Township, Washington County, PA. (111742)	400
<u>WAYNE COUNTY (Highway Projects)</u>	
SR 191 Paving, Resurfacing on State Route 191 (Main Street, Hancock Highway) between High Street and Dyberry Creek and between Rosehill Road and Equinunk Creek in Honesdale Borough and Lebanon, Damascus, and Manchester Townships, Wayne County. (113776)	4,651
<u>WESTMORELAND COUNTY (Highway Projects)</u>	
SR 1057: PA 819 to Senic Dr, SR 1057: PA 891 to Senic Dr Salem Township, Westmoreland County Highway Restoration (98326)	1,000
PA 136: Toll 66 to SR 3099, PA 136: Toll 66 to SR 3099 Hempfield Township, Westmoreland County Highway Restoration (101013)	639
SR 2021: County Rd to PA 982, SR 2021: County Road to PA 982 Mount Pleasant Township, Westmoreland County Highway Restoration (101088)	957
PA 981: PA 31 to SR 2010, PA 981: PA 31 to SR 2010 Mount Pleasant Township & Mount Pleasant Borough, Westmoreland County Highway Restoration (101283)	1,464
SR 3016: SR 3047 to PA 136, SR 3016: SR 3047 to PA 136 Sewickley Township and Madison Borough, Westmoreland County Highway Restoration (101322)	981
SR 4017: Penn Ave to PA 993, SR 4017: Penn Ave to PA 993 Highway Resurfacing Irwin Borough and North Huntingdon Township, Westmoreland County (101345)	400
SR 3022: Allegheny Co Line to US 30, SR 3022: County Line to US 30 North Huntingdon Township, Westmoreland County Highway Restoration (101375)	732
SIP 12-20-SI5-1, 2020 SIP Westmoreland County Highway Restoration (108357)	3,938
Roseytown Road RR Tunnel Repairs, Roadway Improvements Roseytown Road Railroad Tunnel Repairs Hempfield Township, Westmoreland County (111650)	419
2020 Westmoreland County Pipe Contract, ECMS contract to replace 4 cross pipes at various locations on various state routes in various municipalities in Westmoreland County. (113478)	500
PA 906 Reconstruction, PA 906 Reconstruction Highway Reconstruction City of Monessen, Westmoreland County (111658)	10,000
US 22/PA 819 Intersection Improvements, US 22/PA819 Intersection Improvements Safety Improvements Salem Township, Westmoreland County (113758)	400
PA130:US119 to StClairWay, Resurface PA 130 EB and WB from US 119 to St Clair Way in the City of Greensburg, Westmoreland County (98448)	400

Department of Transportation 2020-21 Projects

PUBLIC IMPROVEMENT PROJECTS

FROM MOTOR LICENSE FUNDS

Program: State Highway and Bridge Maintenance - Highway

This section provides a brief description of each recommended project, its location and cost components. Unless otherwise noted, these nonrecurring capital investments will not affect the agency's current or future operating budgets nor affect the services provided by the agency.

(Dollar Amounts in Thousands)

	<u>Total Project Cost</u>
<u>WESTMORELAND COUNTY (Highway Projects) (continued)</u>	
SR 3069: PA 136 to US 30, Resurface State Route 3069 (Wendel Road) from Sewickley Avenue to US 30 in Sewickley and Hempfield Townships, Westmoreland County (98469)	\$ 1,000
SR 2033: Amel Hollow Road to PA 982, SR 2033: Amel Hollow Road to PA 982 Highway Resurfacing Cook and Unity Townships, Westmoreland County. (101289)	1,013
MS4 PRP Stream Bank Stabilization, MS4 Stream Bank Stabilization Storm Water Activities District-Wide (112623)	2,500
PA 982: PA 31 to PA 130, PA 982: PA 31 to PA 130 Highway Restoration Mount Pleasant and Unity Townships, Westmoreland County. (100301)	1,270
TOTAL STATE FUNDS.....	<u>\$ 2,482,260</u>
TOTAL FEDERAL FUNDS.....	0
TOTAL LOCAL FUNDS.....	0
PROGRAM TOTAL.....	<u><u>\$ 2,482,260</u></u>

Department of Transportation 2020-21 Projects

PUBLIC IMPROVEMENT PROJECTS

FROM MOTOR LICENSE FUNDS

Program: State Highway and Bridge Maintenance - Bridge

This section provides a brief description of each recommended project, its location and cost components. Unless otherwise noted, these nonrecurring capital investments will not affect the agency's current or future operating budgets nor affect the services

(Dollar Amounts in Thousands)

	Total Project Cost
<u>ADAMS COUNTY (Bridge Project)</u>	
PA 116; SR 0116 OVER TRIB WILLOUGHBY RUN, Cumberland Township REPLACEMENT (106666-102)	\$ 1,920
SR 3011 OVER TRIB MARSH CREEK, Franklin Township REPLACEMENT (109329-313)	663
PA 116; SR 0116 OVER S BR OF CONEWAGO CREEK, Union Township REPLACEMENT (113071-114)	400
<u>BERKS COUNTY (Bridge Project)</u>	
SR 1017(LR 06172) OVER KISTLER CREEK, Albany Township REPLACEMENT (10588-4982)	2,891
SR 2032(LR06098SP) OVER BRANCH OF W.SWAMP CREEK, Washington Township REPLACEMENT (10616-5093)	888
SR 4028(LR06046SP) OVER MILL CREEK, Hamburg Borough REPLACEMENT (10693-5276)	1,113
PA 724 (LR 147) OVER ALLEGHENY CREEK, Robeson Township REHABILITATION (10700-4927)	2,272
SR 4015 (LR 06193) OVER TRIB. TO IRISH CREEK, Centre Township REPLACEMENT (10702-5248)	1,790
DWIGHT STREET OVER LEBANON VAL. BR. NORFOLK, Spring Township REHABILITATION (10727-5456)	424
SR 1021(LR 06191) OVER BIEBER CREEK, Rockland Township REPLACEMENT (10746-4988)	570
SR 2041(APPL.954) OVER MONOCACY CREEK, Amity Township REPLACEMENT (10753-5105)	607
PARK VIEW ROAD OVER ANTIETAM CREEK, St Lawrence Borough REPLACEMENT (10774-5502)	443
SR 2005 (LR 148) OVER NORFOLK SOUTHERN RR, CITY OF Reading REPLACEMENT (10824-5035)	27,019
US 222 NB(LR157) OVER SR 8015(RAMP G), Maxatawny Township REHABILITATION (10829-4810)	3,081
SR 422 (LR793) OVER THUN RECREATIONAL TRAIL, West Reading Borough REPLACEMENT (10855-4776)	35,300
US 422 (LR 149) OVER TULPEHOCKEN CREEK, Womelsdorf Borough REPLACEMENT (10927-4827)	6,300
PA 10 (LR 06090) OVER TRIB. TO CONESTOGA CREEK, New Morgan Borough REHABILITATION (10943-4566)	770
MAIN STREET OVER PIGEON CREEK, Shoemakersville Borough REPLACEMENT (56728-5503)	428
SR 422(LR 793) OVER SCHUYLKILL RIVER, CITY OF Reading PRESERVATION (63192-4852)	4,930
SR 422(LR 793) OVER NORFOLK/SOUTHERN RR, Cumru Township PRESERVATION (63192-4853)	4,930
SR 422(LR 793) OVER SCHUY.RIVER,SERVICE RD., Cumru Township REHABILITATION (63192-4854)	19,140
I-176(LR 1011) OVER US 422(LR 793), Cumru Township REPLACEMENT (72814-4740)	8,113
SR 422(LR 793) OVER SR 2005(LR 148), CITY OF Reading REPLACEMENT (72814-4770)	8,113
SR422&8046LR793 OVER TRIB.TO SCHUYLKILL RIVER, CITY OF Reading REPLACEMENT (72814-4772)	8,113
SR 422(LR 793) EB OVER SR 3222(LR148), CITY OF Reading REPLACEMENT (72814-4773)	8,113
US 422(LR 793) OVER WYOMISSING CREEK, CITY OF Reading REPLACEMENT (72814-4775)	8,113
SR 422 (LR793) OVER THUN RECREATIONAL TRAIL, West Reading Borough REPLACEMENT (72814-4776)	8,113
US 422(LR 793) OVER FRANKLIN STREET, West Reading Borough REPLACEMENT (72814-4777)	8,113
NORFOLK SOUTHERN OVER SR 422(LR 793), Wyomissing Borough REPLACEMENT (72814-4778)	8,113
NORFOLK SOUTHERN OVER SR 422(LR 793), Wyomissing Borough REPLACEMENT (72814-4780)	8,113

Department of Transportation 2020-21 Projects

PUBLIC IMPROVEMENT PROJECTS

FROM MOTOR LICENSE FUNDS

Program: State Highway and Bridge Maintenance - Bridge

This section provides a brief description of each recommended project, its location and cost components. Unless otherwise noted, these nonrecurring capital investments will not affect the agency's current or future operating budgets nor affect the services

(Dollar Amounts in Thousands)

	Total Project Cost
<u>BERKS COUNTY (Bridge Project) (continued)</u>	
US 422(LR 793) OVER BRENTWOOD DRIVE, CITY OF Reading REPLACEMENT (72814-4851)	\$ 8,113
SR 422(LR 793) OVER SCHUYLKILL RIVER, CITY OF Reading REPLACEMENT (72814-4852)	8,113
SR 422(LR 793) OVER NORFOLK/SOUTHERN RR, Cumru Township REPLACEMENT (72814-4853)	8,113
SR 422(LR 793) OVER SCHUYL.RIVER,SERVICE RD., Cumru Township REPLACEMENT (72814-4854)	8,113
US 422(LR 793) OVER SCHUYLKILL RIVER, Cumru Township REPLACEMENT (72814-4857)	8,113
SR 2005 (LR 148) OVER NORFOLK SOUTHERN RR, CITY OF Reading REPLACEMENT (72814-5035)	8,113
US422BUS (LR 149) OVER US 422(LR 793), West Reading Borough REPLACEMENT (72814-5220)	8,113
US422BUS (LR 149) OVER SCH.RIVER;STREETS;NOR/FO, CITY OF Reading REHABILITATION (72814-5221)	8,113
N. WYOMISSING BLVD OVER US 422, Wyomissing Borough REPLACEMENT (72814-40023)	8,113
SR 1026(LR 664) OVER PINE CREEK, Oley Township REHABILITATION (79008-5014)	1,917
SR 662(APPL 7202) OVER FURNACE CREEK, Ruscombmanor Township REPLACEMENT (79013-4911)	1,400
SR 3003 (LR 06078) OVER ANGELICA CREEK, Cumru Township REHABILITATION (79079-5139)	1,614
SR 568(LR 06084) OVER ALLEGHENY CREEK, Robeson Township REPLACEMENT (79086-4893)	1,314
US 422(LR 793) OVER BRENTWOOD DRIVE, CITY OF Reading REHABILITATION (83965-4851)	2,400
PA 143 (LR 06168) OVER TRIB.TO MAIDEN CREEK, Greenwich Township REPLACEMENT (85632-4717)	1,482
SR 1015(LR 06196) OVER STONEY RUN, Albany Township REPLACEMENT (85643-4981)	1,485
SR 1018(LR06132SP) OVER MAIDEN CREEK, Albany Township REHABILITATION (85648-4984)	495
SR 562(LR 06110) OVER MONOCACY CREEK, Exeter Township REHABILITATION (85668-4884)	1,694
SR 645(LR 06004) OVER LITTLE SWATARA CREEK, Bethel Township REHABILITATION (85670-4902)	810
PA 82 (LR 244) OVER HAY CREEK, Robeson Township REMOVAL (89634-4696)	447
SR 183(LR 310) OVER NORFOLK/SOUTHERN RR, CITY OF Reading REPLACEMENT (91091-4741)	1,708
PA 419(LR 382) OVER TULPEHOCKEN CREEK, Heidelberg Township REPLACEMENT (91908-4814)	1,516
LR 197 & APPL 5722 OVER ANTIETAM CREEK, Lower Alsace Township REPLACEMENT (91932-5062)	1,909
PA 183 (LR 06016) OVER LITTLE NORTHKILL CREEK, Upper Tulpehocken Township REPLACEMENT (91976-4759)	1,690
SR 183(LR 06016) OVER TRIB.LITTLE NORTHKILL CR, Upper Tulpehocken Township REPLACEMENT (91976-4760)	1,690
SR2087(LR 160) OVER NORFOLK SOUTHERN RR, CITY OF Reading REPLACEMENT (91995-5137)	6,142
SR 2057(LR 06204) OVER LEAF CREEK, Amity Township REPLACEMENT (92043-5122)	754
SR 422(LR 149) OVER CACOOSING CREEK, Sinking Spring Borough REPLACEMENT (92070-4834)	2,665
PA 419(LR 382) OVER MILL CREEK, Tulpehocken Township REPLACEMENT (92079-4818)	1,475
US 222B(LR 157)5TH OVER PA 12 (LR 784), Muhlenberg Township REPLACEMENT (93626-4787)	16,560
SR 3037(LR 06029) OVER MILL RACE, Marion Township REPLACEMENT (94290-5184)	517

Department of Transportation 2020-21 Projects

PUBLIC IMPROVEMENT PROJECTS

FROM MOTOR LICENSE FUNDS

Program: State Highway and Bridge Maintenance - Bridge

This section provides a brief description of each recommended project, its location and cost components. Unless otherwise noted, these nonrecurring capital investments will not affect the agency's current or future operating budgets nor affect the services

(Dollar Amounts in Thousands)

	Total Project Cost
<u>BERKS COUNTY (Bridge Project) (continued)</u>	
SR 1025(LR 06120) OVER GLEN RUN, Longswamp Township REPLACEMENT (94373-5009)	\$ 460
PA 143(LR 285) OVER UNNAMED TRIB MAIDEN CRK, Albany Township REPLACEMENT (94317-4722)	565
I-78 (LR 285SPUR) OVER PA 143;MAIDEN CREEK, Greenwich Township REHABILITATION (97274-4677)	49,665
NORMAL AVENUE OVER SACONY CREEK, Kutztown Borough REPLACEMENT (102959-5494)	588
GIBRALTAR ROAD OVER ANTIETAM CREEK, Exeter Township REPLACEMENT (103884-5358)	447
SR 1030 (LR 06095) OVER W.BRANCH PERKIOMEN CREEK, Washington Township PRESERVATION (107673-5024)	786
SR 1039(LR 06035) OVER LITTLE LEHIGH CREEK, Longswamp Township PRESERVATION (107673-5028)	786
SR 2059 (LR 06102) OVER MANATAWNY CREEK, Douglass Township PRESERVATION (107673-5123)	786
SR 3008(LR 06149) OVER PLUM CREEK, Bern Township PRESERVATION (107673-5145)	786
SR 4030 (LR 06043) OVER SCHUYLKILL RIVER, Bern Township PRESERVATION (107673-5278)	786
PA 61 (LR 160) OVER SR 4028;RIV;RDG,READ/NOR, Hamburg Borough REHABILITATION (109894-4605)	4,264
SR 1026(LR 664) OVER W.BRANCH OF PINE CREEK, Pike Township REPLACEMENT (110011-5016)	1,711
SR 1035(LR 06041) OVER TOAD CREEK, Longswamp Township REPLACEMENT (110011-5026)	915
SR 2032(LR 06098) OVER TRIB.TO WEST SWAMP CREEK, Washington Township REPLACEMENT (110011-5092)	1,353
Old Rte. 22 OVER Birch Creek, Upper Tulpehocken Township REPLACEMENT (110013-53243)	1,428
Old Rte. 22 OVER Little Northkill Ck, Upper Tulpehocken Township REPLACEMENT (110013-53244)	1,428
Old Rte. 22 OVER Cabin Creek, Upper Tulpehocken Township REPLACEMENT (110013-53245)	1,428
Old Rte. 22 OVER Mollhead Creek., Upper Tulpehocken Township REPLACEMENT (110013-53246)	1,428
Old Rte. 22 OVER Trib. Mollhead Creek, Upper Tulpehocken Township REPLACEMENT (110013-53247)	1,428
Old Rte. 22 OVER Northkill Creek., Upper Bern Township REPLACEMENT (110013-53248)	1,428
PA 419 (LR 382) OVER TRIB.MILL CREEK, Tulpehocken Township REPLACEMENT (110014-4815)	2,135
SR501 (PA501) OVER TRIB.SWATARA CREEK, Bethel Township REPLACEMENT (110016-4878)	1,835
SR 3024 (LR 06082) OVER I-176 (LR1011), Robeson Township REPLACEMENT (110017-5171)	909
PA 61(LR.160) OVER US 0222 (LR1035), Muhlenberg Township REHABILITATION (110032-4590)	550
PA 183 (LR 06016) OVER LITTLE NORTHKILL CREEK, Upper Tulpehocken Township REHABILITATION (110032-4759)	550
PA 419(LR 382) OVER TULPEHOCKEN CREEK, Heidelberg Township REHABILITATION (110032-4814)	550
SR501 (PA501) OVER TRIB.SWATARA CREEK, Bethel Township REHABILITATION (110032-4878)	550
PA 562(LR06110) OVER TRIB.TO ANTIETAM CREEK, Exeter Township REHABILITATION (110032-4881)	550
PA 562(LR 06110) OVER OWATIN CREEK, Exeter Township REHABILITATION (110032-4883)	550
SR 737(LR 06134) OVER STONY RUN, Albany Township REHABILITATION (110032-4941)	550

Department of Transportation 2020-21 Projects

PUBLIC IMPROVEMENT PROJECTS

FROM MOTOR LICENSE FUNDS

Program: State Highway and Bridge Maintenance - Bridge

This section provides a brief description of each recommended project, its location and cost components. Unless otherwise noted, these nonrecurring capital investments will not affect the agency's current or future operating budgets nor affect the services

(Dollar Amounts in Thousands)

	<u>Total Project Cost</u>
<u>BERKS COUNTY (Bridge Project) (continued)</u>	
OLD ROUTE 22 OVER Trib to Northkill Ck, Upper Tulpehocken Township REPLACEMENT (110078-47409)	\$ 907
SR0222SB(LR 1035) OVER TULPEHOCKEN CREEK;T-602, Bern Township REHABILITATION (110032-5191)	550
SR 4015 (LR 06046) OVER MILL CREEK, Tilden Township REHABILITATION (110032-5250)	550
SR 4020(LR 06037) OVER PLUM CREEK, Centre Township REHABILITATION (110032-5259)	550
PENN AVENUE OVER MAIDEN CREEK, Lenhartsville Borough REMOVAL (110079-5496)	1,450
HIGH BOULEVARD OVER ANGELICA CREEK, Cumru Township REHABILITATION (110088-5310)	401
ROCK HOLLOW RD OVER HAY CREEK, Robeson Township REHABILITATION (110089-5445)	435
<u>BUCKS COUNTY (Bridge Project)</u>	
WORTHINGTON MILL OVER NESHAMINY CREEK, Wrightstown Township REPLACEMENT (12931-7330)	3,522
OLD BETHLEHEM ROAD OVER KIMPLES CREEK, Haycock Township REPLACEMENT (13240-7471)	1,172
STONEBRIDGE ROAD OVER DEEP RUN, Bedminster Township REPLACEMENT (13249-7552)	1,667
RICKERT ROAD OVER MORRIS RUN, Hilltown Township REPLACEMENT (13296-7551)	1,002
MAIN STREET OVER SEPTA (BETHLEHEM BRANCH), Sellersville Borough REPLACEMENT (13377-7383)	6,160
JOHN FRIES HIGHWAY OVER UNAMI CREEK, Milford Township REPLACEMENT (13440-7092)	4,044
ALLENTOWN ROAD OVER LICKING CREEK, Milford Township REPLACEMENT (13440-7405)	2,375
HULMEVILLE AVENUE OVER CSX/SEPTA / 3262-D5, Middletown Township REPLACEMENT (13606-7280)	1,020
UPPER RIDGE ROAD OVER UNAMI CREEK, Milford Township REPLACEMENT (13607-7412)	2,902
HEADQUARTERS ROAD OVER TINICUM CREEK, Tinicum Township REPLACEMENT (13716-7128)	3,481
COUNTY LINE ROAD OVER LITTLE NESHAMINY CREEK, Warrington Township REPAIR (50634-7268)	1,314
COUNTY LINE ROAD OVER BRANCH LITTLE NESHAMINY, Warminster Township REHABILITATION (50634-7269)	407
COUNTY LINE ROAD OVER PARK CREEK, Warrington Township REPAIR (50634-7270)	1,408
DUBLIN PIKE OVER NORTH BR.NESHAMINY CREEK, New Britain Township REPLACEMENT (57619-6985)	3,537
DUBLIN PIKE OVER BRANCH NESHAMINY CREEK, Plumstead Township REPLACEMENT (57619-6986)	4,513
BROWNSVILLE ROAD OVER NESHAMINY CREEK, Lower Southampton Township REPLACEMENT (78516-7278)	2,003
ALLENTOWN ROAD OVER RIDGE VALLEY CREEK, West Rockhill Township REPLACEMENT (81169-7401)	1,883
BRISTOL ROAD OVER BR.LITTLE NESHAMINY CR., Warwick Township REPLACEMENT (81170-7210)	2,000
BRISTOL ROAD OVER BR LITTLE NESHAMINY CRK, Warwick Township REPLACEMENT (81170-7211)	2,000
RIVER ROAD OVER CUTTALOSSA CREEK, Solebury Township REPLACEMENT (81220-6800)	2,000
OLD STREET ROAD OVER SEPTA WEST TRENTON BR., Bensalem Township REPLACEMENT (84256-7591)	708
PENNSYLVANIA AVE. OVER PENNSYLVANIA CANAL, Morrisville Borough REPLACEMENT (84258-7322)	1,980
SELLERSVILLE BYPAS OVER TRIB W BR NESHAMINY CRK, Hilltown Township REPAIR (86923-6966)	425

Department of Transportation 2020-21 Projects

PUBLIC IMPROVEMENT PROJECTS

FROM MOTOR LICENSE FUNDS

Program: State Highway and Bridge Maintenance - Bridge

This section provides a brief description of each recommended project, its location and cost components. Unless otherwise noted, these nonrecurring capital investments will not affect the agency's current or future operating budgets nor affect the services

(Dollar Amounts in Thousands)

	Total Project Cost
<u>BUCKS COUNTY (Bridge Project) (continued)</u>	
TRAFFIC ROUTE 309 OVER SEPTA (BETHLEHEM BRANCH), West Rockhill Township REPAIR (86923-6971)	\$ 2,118
SELLERSVILLE BYPAS OVER LR 153 NORTHBOUND, Hilltown Township REHABILITATION (86923-6967)	2,383
SELLERSVILLE BYPAS OVER CENTRAL AVE(T425)/2920A9, Hilltown Township REPAIR (86923-6968)	794
SELLERSVILLE BYPAS OVER RELIANCE ROAD(T427), Hilltown Township REPAIR (86923-6969)	662
SELLERSVILLE BYPAS OVER BRANCH OF MILL CREEK, West Rockhill Township REPAIR (86923-6970)	412
SELLERSVILLE BYPAS OVER STATE ROAD, West Rockhill Township REPAIR (86923-6972)	1,192
SELLERSVILLE BYPAS OVER N.E.BRANCH PERKIOMEN CR, West Rockhill Township REHABILITATION (86923-6973)	2,780
SELLERSVILLE BYPAS OVER CAT HILL ROAD, West Rockhill Township REPAIR (86923-6974)	794
SELLERSVILLE BYPAS OVER FORREST ROAD, West Rockhill Township REPAIR (86923-6975)	530
SELLERSVILLE BYPAS OVER GREEN TOP ROAD(T455), West Rockhill Township REPAIR (86923-6976)	662
TRAFFIC ROUTE 309 OVER LR 153 SOUTHBOUND, West Rockhill Township REPAIR (86923-6977)	794
SELLERSVILLE BYPAS OVER BRANCH TOHICKON CREEK, West Rockhill Township REPAIR (86923-6978)	412
CREAMERY ROAD OVER TOHICKON CREEK, Bedminster Township REPLACEMENT (90550-7137)	1,360
DUBLIN PIKE OVER MORRIS RUN, Hilltown Township REPLACEMENT (92310-6990)	690
DUBLIN PIKE OVER EAST BR.PERKIOMEN CREEK, Bedminster Township REHABILITATION (92310-6991)	414
EASTON ROAD OVER BRANCH NESHAMINY CREEK, Doylestown Township REHABILITATION (92310-7061)	406
OLD LINCOLN HIGHWAY OVER BRANCH NESHAMINY CREEK, Bensalem Township REPLACEMENT (92310-7256)	690
STREET ROAD OVER CURLS RUN, Solebury Township REHABILITATION (92310-7347)	552
MAIN ST/BETH.PIKE OVER WERTZ CREEK, Sellersville Borough REPLACEMENT (92310-7384)	621
KELLERS CHURCH RD. OVER DEEP RUN, Bedminster Township REPLACEMENT (92310-45131)	406
OXFORD VALLEY ROAD OVER US 1 BYPASS (LR 281), Falls Township REHABILITATION (92311-7229)	1,822
ROCKY RIDGE ROAD OVER BRANCH TOHICKON CREEK, Richland Township REPLACEMENT (92311-7415)	2,126
STATE ROAD OVER BRANCH COOKS CREEK, Springfield Township REPLACEMENT (92311-7442)	1,974
LINCOLN HIGHWAY OVER STREET ROAD, Bensalem Township REPLACEMENT (93444-6709)	6,817
LINCOLN HIGHWAY OVER RAMP E,F TO TURNPIKE, Bensalem Township REPLACEMENT (93444-6714)	5,058
LINCOLN HIGHWAY OVER PRIVATE ROAD, Bensalem Township REMOVAL (93444-6715)	1,711
BRISTOL ROAD OVER LINCOLN HIGHWAY (US1), Bensalem Township REPLACEMENT (93444-7201)	2,639
US 1, SR 0001 OVER PA TURNPIKE(I-276), Pennel Borough REPLACEMENT (93444-7668)	7,477
BUTLER AVENUE OVER BR.W.BR.NESHAMINY CREEK, New Britain Township REPLACEMENT (102318-6913)	1,208
DUBLIN PIKE OVER DEEP RUN, Hilltown Township REPLACEMENT (102318-6987)	1,208
SOUDERTON PIKE OVER BRANCH MILL CREEK, Hilltown Township REHABILITATION (102320-6883)	418

Department of Transportation 2020-21 Projects

PUBLIC IMPROVEMENT PROJECTS

FROM MOTOR LICENSE FUNDS

Program: State Highway and Bridge Maintenance - Bridge

This section provides a brief description of each recommended project, its location and cost components. Unless otherwise noted, these nonrecurring capital investments will not affect the agency's current or future operating budgets nor affect the services

(Dollar Amounts in Thousands)

	Total Project Cost
<u>BUCKS COUNTY (Bridge Project) (continued)</u>	
INTERSTATE 295 EB OVER PENNSYLVANIA TURNPIKE, Bristol Township REHABILITATION (107709-6856)	\$ 486
CARVER-WISMER ROAD OVER HICKORY CREEK, West Rockhill Township REHABILITATION (102320-7105)	416
ALLENTOWN ROAD OVER BR OF UNAMI CREEK/2806G3, Milford Township REHABILITATION (102320-7403)	432
AQUETONG ROAD OVER BRANCH AQUETONG CREEK, Solebury Township REPLACEMENT (107544-7100)	1,134
HULMEVILLE ROAD OVER CHUBB RUN, Middletown Township REHABILITATION (107544-7222)	1,134
RICHLANDTOWN PIKE OVER COOKS CREEK, Springfield Township REPLACEMENT (107544-7419)	1,134
INTERSTATE 295 WB OVER PENNSYLVANIA TURNPIKE, Bristol Township REHABILITATION (107709-6858)	486
BIG OAK ROAD OVER INTERSTATE 95, Middletown Township REHABILITATION (110664-6870)	795
MOUNTAIN VIEW ROAD OVER SAW MILL ROAD, Haycock Township REHABILITATION (110664-7056)	917
STONY BROOK ROAD OVER JERICO CREEK, Upper Makefield Township REHABILITATION (110664-7332)	401
SOUTH SUGAN ROAD OVER AQUETONG CREEK, New Hope Borough REHABILITATION (110664-7352)	401
CAT HILL ROAD OVER EAST BR.PERKIOMEN CREEK, West Rockhill Township REHABILITATION (110664-7408)	673
<u>CAMERON COUNTY (Bridge Project)</u>	
SR 2001 OVER SINNEMAHONING CREEK, Grove Township PRESERVATION (110331-8920)	451
<u>CARBON COUNTY (Bridge Project)</u>	
US 209(LR 164) OVER POHOPOCO CREEK, Franklin Township PRESERVATION (104353-8998)	1,146
PA 248 (LR 163) OVER NORFOLK SOUTHERN, Lower Towamensing Township PRESERVATION (104353-9010)	1,213
SR 4010 OVER HAZEL CREEK, Weatherly Borough PRESERVATION (104353-9107)	943
SR 80(LR 1009) OVER SHINGLE MILL RUN, Kidder Township PRESERVATION (109334-8983)	875
PA 895 OVER LEHIGH RIVER, Bowmanstown Borough PRESERVATION (110383-9031)	1,290
<u>CENTRE COUNTY (Bridge Project)</u>	
T-489 OVER BEECH CREEK, Curtin Township REHABILITATION (112818-9804)	573
T-526 FOX GAP ROAD OVER ELK CREEK, Miles Township REHABILITATION (112818-9825)	400
T942 L COLEVILLE RD OVER BUFFALO RUN, Spring Township REHABILITATION (112818-9841)	573
<u>CHESTER COUNTY (Bridge Project)</u>	
WEST BRIDGE STREET OVER AMTRAK, Parkesburg Borough REPLACEMENT (14134-10871)	1,404
CAMP BONSUL ROAD OVER BIG ELK CREEK, Elk Township REPLACEMENT (14351-10643)	651
ROUTE 1 BY-PASS OVER WEST BR OF BIG ELK CREEK, Lower Oxford Township REHABILITATION (14580-9890)	2,151
TOWNSHIP ROAD OVER ROUTE 1 BY-PASS, Lower Oxford Township REHABILITATION (14580-9891)	2,151
US 1 BY-PASS OVER WEST BRANCH BIG ELK CR., Lower Oxford Township REHABILITATION (14580-9892)	2,151
LIMESTONE ROAD OVER US-1 BY-PASS, Lower Oxford Township REHABILITATION (14580-9929)	2,151
LANCASTER PIKE OVER US-1 BY-PASS, Lower Oxford Township REHABILITATION (14580-10241)	2,151

Department of Transportation 2020-21 Projects

PUBLIC IMPROVEMENT PROJECTS

FROM MOTOR LICENSE FUNDS

Program: State Highway and Bridge Maintenance - Bridge

This section provides a brief description of each recommended project, its location and cost components. Unless otherwise noted, these nonrecurring capital investments will not affect the agency's current or future operating budgets nor affect the services

(Dollar Amounts in Thousands)

	Total Project Cost
<u>CHESTER COUNTY (Bridge Project) (continued)</u>	
US 1 BY-PASS OVER MD.BR.WHITE CLAY CREEK, London Grove Township REHABILITATION (14581-9896)	\$ 1,250
NEWARK ROAD OVER US-1 BY-PASS, Upper Oxford Township REHABILITATION (14580-10270)	2,151
FORGE ROAD OVER US-1 BY-PASS, East Nottingham Township REHABILITATION (14580-10414)	2,151
SCROGGY ROAD OVER US-1 BY-PASS, Lower Oxford Township REHABILITATION (14580-10571)	2,151
UNIVERSITY ROAD OVER US-1 BY-PASS, Upper Oxford Township REHABILITATION (14580-10575)	2,151
US-1(NB) OVER EAST BRANCH BIG ELK CREE, Upper Oxford Township REHABILITATION (14581-9893)	1,250
US-1(SB) OVER EAST BRANCH BIG ELK CR., Upper Oxford Township REHABILITATION (14581-9894)	1,250
PUSEY MILL RD(T337 OVER US 1 BY-PASS, Penn Township REHABILITATION (14581-9895)	1,250
US-1(NB) OVER GUERNSEY ROAD, Lower Oxford Township REHABILITATION (14581-9897)	1,250
US-1(SB) OVER GUERNSEY ROAD, London Grove Township REHABILITATION (14581-9898)	1,250
US-1 BYPASS (NB) OVER BR. E.BR. WHITE CLAY CR., London Grove Township REHABILITATION (14581-9899)	1,250
US-1 BYPASS (SB) OVER BR. E.BR. WHITE CLAY CR., London Grove Township REHABILITATION (14581-9900)	1,250
GAP-NEWPORT PIKE OVER US-1 BY-PASS, London Grove Township REHABILITATION (14581-10013)	1,250
JENNERSVILLE ROAD OVER US-1;BYPASS, Penn Township REHABILITATION (14581-10252)	1,250
CHATHAM ROAD OVER US 1 BY-PASS, London Grove Township REHABILITATION (14581-10258)	1,250
POTTSTOWN BY-PASS OVER LAURELWOOD ROAD (T-541), North Coventry Township REPLACEMENT (14698-10235)	6,547
POTTSTOWN BY-PASS OVER POTTSTOWN PIKE, North Coventry Township REHABILITATION (14698-10236)	6,547
POTTSTOWN BY-PASS OVER HANOVER STREET, North Coventry Township REPLACEMENT (14698-10237)	6,547
NORTH VALLEY ROAD OVER AMTRAK;MAIN LINE, Tredyffrin Township REPLACEMENT (47979-10309)	8,169
KEIM STREET (T490) OVER POTTSTOWN BY-PASS, North Coventry Township REPLACEMENT (64220-10238)	11,000
CREEK ROAD OVER EAST BRANDYWINE CREEK, Wallace Township REPLACEMENT (81286-10179)	1,506
INDIAN RUN DRIVE OVER INDIAN RUN, Wallace Township REPLACEMENT (81287-10599)	1,500
HADFIELD ROAD OVER BEAVER CREEK, East Brandywine Township REPLACEMENT (86064-10683)	522
LANCASTER AVENUE OVER EAST BR. BRANDYWINE CK., Downingtown Borough REHABILITATION (86301-10190)	1,433
ROUTE 30 BY-PASS OVER BEAVER CREEK, Caln Township REPLACEMENT (87781-9971)	5,007
COATSVILLE-DOWNTOW OVER BONDSVILLE ROAD, Caln Township REPLACEMENT (87781-9972)	11,016
ROUTE 30 BYPASS OVER TRIB. OF BEAVER CREEK, Caln Township REHABILITATION (87781-9973)	3,004
COATSVILLE-DOWNTOW OVER US ROUTE 322, Caln Township REPLACEMENT (87781-9974)	19,027
ROUTE 30 BY-PASS OVER ROCK RAYMOND ROAD, Caln Township REPLACEMENT (87781-9975)	4,006
ROUTE 30 BY-PASS OVER CREEK ROAD;BRANDYWINE CR, Caln Township REPLACEMENT (87781-9976)	15,022
ROUTE 30 BY-PASS OVER HIKE/BIKE PATH, Downingtown Borough REHABILITATION (87781-9977)	3,004

Department of Transportation 2020-21 Projects

PUBLIC IMPROVEMENT PROJECTS

FROM MOTOR LICENSE FUNDS

Program: State Highway and Bridge Maintenance - Bridge

This section provides a brief description of each recommended project, its location and cost components. Unless otherwise noted, these nonrecurring capital investments will not affect the agency's current or future operating budgets nor affect the services

(Dollar Amounts in Thousands)

	<u>Total Project Cost</u>
<u>CHESTER COUNTY (Bridge Project) (continued)</u>	
STREET ROAD OVER BRANCH CHESTER CREEK, Thornbury Township REHABILITATION (88419-10285)	\$ 667
ROUTE 30 BYPASS OVER NORWOOD ROAD, Downingtown Borough REPLACEMENT (87781-9978)	8,012
US 30 BYPASS;RMP F OVER BELL TAVERN ROAD, East Caln Township PRESERVATION (87781-9979)	4,006
UWCHLAN AVENUE OVER US-30 BYPASS, East Caln Township REPLACEMENT (87781-10075)	6,009
CREEK ROAD OVER E.BR. BRANDYWINE CREEK, East Caln Township REPLACEMENT (87781-10172)	9,013
KINGS HIGHWAY OVER US 30 BY PASS, Caln Township REPLACEMENT (87781-10214)	7,010
BONDSVILLE ROAD OVER BRANCH BEAVER CREEK, Caln Township REPLACEMENT (87781-10215)	400
REECEVILLE ROAD OVER US-30;BYPASS, Caln Township REPLACEMENT (87781-10591)	6,009
ROUTE 30 BY-PASS OVER BR.E.BR.BRANDYWINE CREEK, Downingtown Borough REHABILITATION (87781-40153)	1,001
CONESTOGA ROAD OVER BRCH PICKERING CR/3362D4, West Vincent Township REHABILITATION (88419-10229)	667
YELLOW SPRINGS RD. OVER BRCH PICKERING CR/3363A5, West Pikeland Township REHABILITATION (88419-10339)	667
HOLLOW ROAD/3364C6 OVER BRANCH PICKERING CREEK, Charlestown Township REHABILITATION (88419-10348)	667
PUGHTOWN ROAD OVER BRANCH FRENCH CREEK, East Vincent Township REHABILITATION (88419-10353)	667
VALLEY PARK ROAD OVER ANDERSON BROOK, Schuylkill Township REHABILITATION (88419-10362)	667
LEOPARD RD/3475-H6 OVER BRANCH OF DARBY CREEK, Easttown Township REHABILITATION (88419-10412)	667
OXFORD ROAD OVER MCDONALD RUN / 3908-A5, East Nottingham Township REHABILITATION (88419-10447)	667
THIRD STREET OVER EAST BR.WHITE CLAY CREEK, Avondale Borough REHABILITATION (88419-10478)	667
BRANDYWINE CK.ROAD OVER BUCK RUN & DOE RUN, Newlin Township REHABILITATION (88419-10514)	667
GROVE ROAD OVER BROAD RUN CREEK, West Whiteland Township REHABILITATION (88419-10544)	667
AMTRAK OVER OLIVE STREET, Caln Township REHABILITATION (88419-10564)	667
SWAN ROAD OVER OFFICERS RUN, West Sadsbury Township REHABILITATION (88419-10569)	667
BONDSVILLE ROAD OVER BRANCH BEAVER CR/3470-K8, Caln Township REHABILITATION (88419-10607)	667
MANSION ROAD OVER SOUTH BRANCH FRENCH CR., Warwick Township REHABILITATION (88419-10631)	667
PENNSYLVANIA AVE. OVER WHITE CLAY CREEK, Avondale Borough REHABILITATION (92310-10012)	418
CONESTOGA ROAD OVER BRCH PICKERING CR/3362D4, West Vincent Township REHABILITATION (92310-10229)	430
BIRMINGHAM ROAD OVER RADLEY RUN, Pocopson Township REHABILITATION (92310-10375)	621
DOE RUN ROAD OVER BRANCH SUCKER RUN, East Fallowfield Township REPLACEMENT (92311-10044)	911
CREEK ROAD OVER BRANCH BRANDYWINE CREEK, East Brandywine Township REPLACEMENT (92311-10174)	1,215
WHITEHORSE ROAD OVER BRANCH PICKERING CREEK, Schuylkill Township REPLACEMENT (92311-10303)	759
EDENTON ROAD OVER BRANCH RATTLESNAKE RUN, Upper Oxford Township REPLACEMENT (92311-10490)	759
DOWNINGTOWN PIKE OVER EAST BR. BRANDYWINE CK., West Bradford Township REPLACEMENT (92733-10199)	7,793

Department of Transportation 2020-21 Projects

PUBLIC IMPROVEMENT PROJECTS

FROM MOTOR LICENSE FUNDS

Program: State Highway and Bridge Maintenance - Bridge

This section provides a brief description of each recommended project, its location and cost components. Unless otherwise noted, these nonrecurring capital investments will not affect the agency's current or future operating budgets nor affect the services

(Dollar Amounts in Thousands)

	Total Project Cost
<u>CHESTER COUNTY (Bridge Project) (continued)</u>	
CLAY CREEK ROAD OVER TRIB.E.BR.WHITE CLAY CK., Franklin Township REPLACEMENT (107544-39994)	\$ 1,134
SHIP ROAD OVER VALLEY CREEK, West Whiteland Township REPLACEMENT (98039-10290)	1,506
BIRCH RUN ROAD OVER BIRCH RUN, West Vincent Township REPLACEMENT (98041-10355)	1,288
STREET ROAD OVER RADLEY RUN, Thornbury Township REPLACEMENT (102318-10284)	1,208
GREEN VALLEY ROAD OVER GREEN VALLEY CREEK, Newlin Township REPLACEMENT (102318-10510)	1,208
GREEN VALLEY ROAD OVER BR.W.BR.BRANDYWINE CREEK, Newlin Township REPLACEMENT (102318-10511)	1,208
KAOLIN ROAD OVER WEST BRANCH RED CLAY CR., Kennett Township REHABILITATION (102319-10436)	400
MANSION ROAD OVER SOUTH BRANCH FRENCH CR., Warwick Township REHABILITATION (102319-10631)	400
WEST MINER STREET OVER BRANCH BLACKHORSE RUN, East Bradford Township REHABILITATION (102320-10267)	422
LENAPE ROAD OVER BRANDYWINE CREEK FLOOD, Birmingham Township REHABILITATION (102853-10033)	1,073
CREEK ROAD OVER BRANCH BRANDYWINE CREEK, East Brandywine Township REPLACEMENT (107544-10173)	1,134
BALTIMORE PIKE OVER BRANCH RED CLAY CREEK, New Garden Township REPLACEMENT (107544-10501)	1,134
ART SCHOOL ROAD OVER BRANCH PICKERING CREEK, West Pikeland Township REPLACEMENT (107945-10337)	1,488
ART SCHOOL ROAD OVER BRANCH PICKERING CREEK, West Pikeland Township REPLACEMENT (107945-10338)	1,488
PARK ROAD(T307) OVER US 1 BY-PASS, West Nottingham Township REHABILITATION (110664-9887)	734
PAOLI PIKE OVER NORFOLK SOUTHERN, Tredyffrin Township REHABILITATION (110664-10162)	1,651
SEVEN STARS ROAD OVER FRENCH CREEK, East Vincent Township REHABILITATION (113098-10718)	2,100
<u>CLEARFIELD COUNTY (Bridge Project)</u>	
SR 2024 OVER CLEARFIELD CREEK, Boggs Township PRESERVATION (110331-11729)	445
ON TSR 337 OVER BENNETT BRANCH, Huston Township PRESERVATION (110331-11878)	425
<u>CLINTON COUNTY (Bridge Project)</u>	
SR 120-PA 120 OVER NORFOLK AND SOUTHERN, Renovo Borough PRESERVATION (110354-12095)	513
SR 1002 OVER SUSQUEHANNA RIVER, Dunnstable Township PRESERVATION (110354-12276)	563
<u>CRAWFORD COUNTY (Bridge Project)</u>	
T-926,DOTYVILLE RD OVER OVER PINE CREEK, Oil Creek Township REPLACEMENT (328-13446)	461
T-466,E.SPRING RD. OVER OVER CARR RUN, Spring Township REPLACEMENT (534-13472)	432
<u>CUMBERLAND COUNTY (Bridge Project)</u>	
KUNKLE BRIDGE T518 OVER YELLOW BREECHES CREEK, South Middleton Township REPLACEMENT (103317-14095)	400
PA 233; SR 0233 OVER BEETEM HOLLOW RUN, Penn Township REPLACEMENT (109328-13736)	587
I-81; SR 0081 OVER TRIB.YELLOW BREECHES, Penn Township PRESERVATION (112277-13648)	485

Department of Transportation 2020-21 Projects

PUBLIC IMPROVEMENT PROJECTS

FROM MOTOR LICENSE FUNDS

Program: State Highway and Bridge Maintenance - Bridge

This section provides a brief description of each recommended project, its location and cost components. Unless otherwise noted, these nonrecurring capital investments will not affect the agency's current or future operating budgets nor affect the services

(Dollar Amounts in Thousands)

	Total Project Cost
<u>DAUPHIN COUNTY (Bridge Project)</u>	
SR 2003 OVER PA 283; SR 0300, Londonderry Township PRESERVATION (80973-14456)	\$ 605
WEST CROSS RD T535 OVER N FORK POWELL CREEK, Jefferson Township REPLACEMENT (106563-14670)	426
US 22 WB; SR 0022 OVER I-81; SR 8003 RP A@B, Susquehanna Township PRESERVATION (109713-14172)	500
US 22 EB; SR 0022 OVER SR 8003; RAMP C, Susquehanna Township PRESERVATION (109713-14173)	435
US 22 WB; SR 0022 OVER SR 8003; RAMP C, Susquehanna Township PRESERVATION (109713-14174)	435
SR 8003, RAMP C OVER I-81; SR 8003, RAMP B, Susquehanna Township PRESERVATION (109713-14765)	483
CARSONVILLE ROAD OVER NORTH FORK POWELL CREEK, Jefferson Township REHABILITATION (111653-14669)	400
SWATARA CREEK RD OVER IRON RUN, Londonderry Township REHABILITATION (111653-14675)	400
OAKSHIRE RD T-373 OVER BEAVER CREEK, South Hanover Township REHABILITATION (111653-14697)	400
MACHAMER AVE. T597 OVER WICONISCO CREEK, Wiconisco Township REHABILITATION (111653-14722)	400
ORANGE, T-601 OVER WICONISCO CREEK, Williams Township REHABILITATION (111653-14724)	400
<u>DELAWARE COUNTY (Bridge Project)</u>	
DARBY PAOLI ROAD OVER BR LITTLE DARBY CREEK, Radnor Township REPLACEMENT (14891-15166)	1,135
DARBY PAOLI ROAD OVER LITTLE DARBY CR/ 3476-G7, Radnor Township REPLACEMENT (14891-15167)	649
FOLCROFT AVENUE OVER AMTRAK (MAIN LINE), Folcroft Borough REPLACEMENT (15008-15456)	2,329
STATION ROAD OVER CHESTER CREEK, Thornbury Township REPLACEMENT (15183-15385)	781
OLD FORGE ROAD OVER ROCKY RUN CREEK, Middletown Township REPLACEMENT (15185-15377)	458
SELLERS AVENUE OVER AMTRAK MAIN LINE, Ridley Park Borough REPLACEMENT (15306-15287)	2,765
MANOA ROAD OVER COBBS CREEK, Haverford Township REPLACEMENT (15368-15156)	1,698
MARKET STREET OVER AMTRAK, Lower Chichester Township REPLACEMENT (15406-15007)	6,917
SEVENTH STREET OVER CHESTER CREEK, CITY OF Chester REPLACEMENT (47993-15400)	543
LLOYD STREET OVER AMTRAK MAIN LINE(NEC), CITY OF Chester REHABILITATION (57773-15453)	1,927
SOUTH CREEK ROAD OVER BRANDYWINE CR, OCTORARO R, Chadds Ford Township REPLACEMENT (69665-14941)	3,812
GOSHEN ROAD OVER DARBY CREEK, Radnor Township REPLACEMENT (81288-15204)	3,100
SMITH BRIDGE ROAD OVER WEBB CREEK, Concord Township REPLACEMENT (81289-15341)	2,500
MT. ALVERNO ROAD OVER CHESTER CREEK, Aston Township REPLACEMENT (86368-15383)	831
TRIBBETT AVENUE OVER HERMESPROTA CREEK, Folcroft Borough REPLACEMENT (86370-15396)	733
BALTIMORE PIKE OVER BRANCH HARVEYS RUN, Brookhaven Borough REHABILITATION (88400-14783)	1,585
BALTIMORE PIKE OVER WEST BR. CHESTER CREEK, Concord Township REHABILITATION (88400-14785)	1,585
MADISON STREET(NB) OVER CSX & INTERSTATE 95, Chester Township REHABILITATION (88407-14964)	2,604
EDGMONT AVENUE OVER INTERSTATE 95; CSX RAILRO, CITY OF Chester REHABILITATION (88407-14989)	3,905

Department of Transportation 2020-21 Projects

PUBLIC IMPROVEMENT PROJECTS

FROM MOTOR LICENSE FUNDS

Program: State Highway and Bridge Maintenance - Bridge

This section provides a brief description of each recommended project, its location and cost components. Unless otherwise noted, these nonrecurring capital investments will not affect the agency's current or future operating budgets nor affect the services

(Dollar Amounts in Thousands)

	Total Project Cost
<u>DELAWARE COUNTY (Bridge Project) (continued)</u>	
CROSBY ST WALKWAY OVER INTERSTATE 95;B&O R.R., CITY OF Chester REHABILITATION (88407-15443)	\$ 1,302
UPLAND STREET OVER INTERSTATE 95;CSX R.R., CITY OF Chester REHABILITATION (88407-15445)	3,645
POTTER STREET OVER INTERSTATE 95; CSX R.R., CITY OF Chester REHABILITATION (88407-15446)	3,124
PED. WALKWAY OVER INTERSTATE 95;CSX R.R., CITY OF Chester REHABILITATION (88407-15447)	1,302
CHESTNUT STREET OVER INTERSTATE 95; CSX R.R., CITY OF Chester REHABILITATION (88407-15448)	4,426
MELROSE AVENUE OVER I-95; RAMPS; & CSX R.R., CITY OF Chester REHABILITATION (88407-15449)	5,988
GARNET MINE ROAD OVER GREEN CREEK, Bethel Township REHABILITATION (92310-15339)	412
MACDADE BOULEVARD OVER BR. OF MUCKINIPATTIS CK, Glenolden Borough REPLACEMENT (92311-15231)	1,063
INDUSTRIAL HIGHWAY OVER CONRAIL;LITTLE CRUM CRK., Tinicum Township REHABILITATION (92324-14961)	3,060
INTERSTATE 95(NB) OVER NAAMAN'S CREEK ROAD, Lower Chichester Township REHABILITATION (92581-14857)	431
INTERSTATE 95(SB) OVER NAAMAN'S CREEK ROAD, Lower Chichester Township REHABILITATION (92581-14859)	431
INTERSTATE 95(NB) OVER MARKET STREET, Upper Chichester Township REHABILITATION (92581-14867)	431
INTERSTATE 95(SB) OVER MARKET STREET, Upper Chichester Township REHABILITATION (92581-14871)	431
INTERSTATE 95(NB) OVER RAMP A TO HIGHLAND AVE., Upper Chichester Township REHABILITATION (92581-14875)	431
INTERSTATE 95 OVER KERLIN STREET, CITY OF Chester REHABILITATION (92581-14892)	431
INTERSTATE 95 OVER RIDLEY CREEK & SUN DRIVE, CITY OF Chester REHABILITATION (92581-14899)	431
INTERSTATE 95(NB) OVER RAMP M2 TO I95 (NB), Ridley Township REHABILITATION (92581-14904)	431
INTERSTATE 95(NB) OVER CHESTER PIKE, Ridley Township REHABILITATION (92581-14906)	431
INTERSTATE 95(SB) OVER RAMP M2 TO I-95 NB, Ridley Township REHABILITATION (92581-14907)	431
INTERSTATE 95(SB) OVER CHESTER PIKE, Ridley Township REHABILITATION (92581-14910)	431
GLEN RIDDLE ROAD OVER CHROME RUN CREEK, Middletown Township REPLACEMENT (92739-15334)	425
CONCORD ROAD OVER GREEN CREEK, Concord Township REPLACEMENT (102319-15300)	400
BETHEL ROAD OVER BRANCH MARCUS HOOK CREEK, Upper Chichester Township REHABILITATION (102320-15314)	428
SMITH BRIDGE ROAD OVER WEBB CREEK, Concord Township REHABILITATION (102320-15341)	426
INTERSTATE 95(NB) OVER MARCUS HOOK CREEK, Upper Chichester Township REHABILITATION (103744-14865)	400
INTERSTATE 95(SB) OVER MARCUS HOOK CREEK, Upper Chichester Township REHABILITATION (103744-14869)	400
INTERSTATE 95(SB) OVER US 322 EB & RAMP A, Upper Chichester Township REHABILITATION (103744-14878)	400
INTERSTATE 95 OVER RAMP E &RAMP F TO BARRY, CITY OF Chester REHABILITATION (103744-14886)	400
INTERSTATE 95 OVER CHESTER CREEK, CITY OF Chester REHABILITATION (103744-14893)	400
INTERSTATE 95 OVER BULLENS LANE (TURNBACK), Ridley Township REHABILITATION (103744-14901)	400
INTERSTATE 95(NB) OVER CRUM CREEK, Ridley Township REHABILITATION (103744-14905)	400

Department of Transportation 2020-21 Projects

PUBLIC IMPROVEMENT PROJECTS

FROM MOTOR LICENSE FUNDS

Program: State Highway and Bridge Maintenance - Bridge

This section provides a brief description of each recommended project, its location and cost components. Unless otherwise noted, these nonrecurring capital investments will not affect the agency's current or future operating budgets nor affect the services

(Dollar Amounts in Thousands)

	Total Project Cost
<u>DELAWARE COUNTY (Bridge Project) (continued)</u>	
INTERSTATE 95(SB) OVER CRUM CREEK, Ridley Township REHABILITATION (103744-14908)	\$ 400
INTERSTATE 95(NB) OVER SELLERS AVENUE, Ridley Township REHABILITATION (103744-14919)	400
INTERSTATE 95(SB) OVER SELLERS AVENUE, Ridley Township REHABILITATION (103744-14921)	400
INTERSTATE 95(NB) OVER RELOC.BARTRAM AV;CONRAIL, Tincum Township REHABILITATION (103744-14936)	400
INTERSTATE 95(SB) OVER RELOC.BARTRAM AV;CONRAIL, Tincum Township REHABILITATION (103744-14938)	400
WILMINGTON PIKE OVER SOUTH BRANCH BEAVER CRK., Concord Township REHABILITATION (107652-14944)	400
BLUE BALL AVENUE OVER INTERSTATE 95, Upper Chichester Township REHABILITATION (107709-15306)	404
RAMP M3(NB)I-476 OVER I-95,CSX RR;&CRUM CREEK, Ridley Township REHABILITATION (107709-15479)	402
<u>ERIE COUNTY (Bridge Project)</u>	
SR 2003,MAIN ST. OVER OVER FRENCH CREEK BRANCH, Mill Village Borough PRESERVATION (1133-16228)	555
SR 3006,US 6N OVER OVER MARSH RUN, Conneaut Township REPLACEMENT (110156-40721)	535
<u>FAYETTE COUNTY (Bridge Project)</u>	
SR 4038 OVER WASHINGTON RUN, Perry Township REPLACEMENT (29965-17040)	1,660
YURA'S FARM ROAD OVER BROWNS RUN, German Township REPLACEMENT (29978-17092)	404
SR 0381 OVER MEADOW RUN, Wharton Township REPLACEMENT (74173-16674)	2,620
SR 2002 OVER MILL RUN, Wharton Township REPLACEMENT (74182-16845)	1,860
SR 711 CRAWFORD AV OVER YOUGHIOGHENY,SR1037,CSXT, CITY OF Connellsville REHABILITATION (74342-16689)	11,200
SR 0040 OVER BEAVER RUN, Henry Clay Township REPLACEMENT (75989-16586)	745
SR 0201 OVER TRIB. MONONGAHELA RIVER, Jefferson Township REPLACEMENT (75999-16660)	1,480
SR 0381 OVER BRANCH OF MEADOW RUN, Wharton Township REPLACEMENT (76003-16675)	1,350
SR 0381 OVER STONEY RUN, Springfield Township REPLACEMENT (76005-16682)	520
SR 0281 OVER PINKHAM RUN, Henry Clay Township REPLACEMENT (90750-16668)	427
SR 0281 OVER BRANCH OF HALL RUN, Henry Clay Township REPLACEMENT (90754-16669)	400
BUTTERMORE BLVD OVER WHITES RUN, Bullskin Township REPLACEMENT (104643-17069)	494
SR 1034 OVER WHITES RUN, Connellsville Township REHABILITATION (105323-16764)	1,500
SR 1052 OVER IRISH RUN, Bullskin Township REHABILITATION (105389-17183)	425
JEFFERSON STREET OVER REDSTONE CREEK, CITY OF Uniontown REHABILITATION (111776-17158)	550
SR 0040 OVER SR 8005, South Union Township PRESERVATION (113594-16555)	400
SR 1022 OVER SR 0119, North Union Township PRESERVATION (113594-16741)	400
SR 2005 OVER LITTLE SANDY CREEK, Wharton Township PRESERVATION (113594-16860)	400
SR 0281 OVER YOUGHIOGHENY RIVER, Henry Clay Township PRESERVATION (113594-40090)	400
SR 0051 OVER SR 0119, North Union Township PRESERVATION (113594-45192)	400

Department of Transportation 2020-21 Projects

PUBLIC IMPROVEMENT PROJECTS

FROM MOTOR LICENSE FUNDS

Program: State Highway and Bridge Maintenance - Bridge

This section provides a brief description of each recommended project, its location and cost components. Unless otherwise noted, these nonrecurring capital investments will not affect the agency's current or future operating budgets nor affect the services

(Dollar Amounts in Thousands)

	Total Project Cost
<u>FAYETTE COUNTY (Bridge Project) (continued)</u>	
SR 0201 OVER BR OF LITTLE REDSTONE CK, Washington Township REHABILITATION (76002-16664)	\$ 463
<u>GREENE COUNTY (Bridge Project)</u>	
TOWNSHIP ROAD 514 OVER ROBERTS RUN, Wayne Township REPLACEMENT (30207-18552)	408
SR 0021 OVER GRINNAGE RUN, Gray Township REPLACEMENT (30315-18075)	1,961
TOWNSHIP ROAD 634 OVER MUDDY CREEK, Cumberland Township REPLACEMENT (51393-18488)	755
TOWNSHIP ROAD 392 OVER GRAYS FORK, Gray Township REPLACEMENT (51394-18508)	468
SR 0021 OVER TOLL GATE RUN, Waynesburg Borough REPLACEMENT (105306-18085)	1,961
SR 0221 OVER BRANCH OF RUFF CREEK, Washington Township REHABILITATION (105325-18183)	400
SR 4033 OVER GARNERS RUN, Washington Township REHABILITATION (105394-18469)	400
SR 4029 OVER PETTIT RUN, Washington Township REPLACEMENT (106889-18461)	450
SR 4029 OVER DILLIE RUN, Washington Township REPLACEMENT (106891-18462)	612
SR 0188 OVER SOUTH FORK TEN MILE, Franklin Township PRESERVATION (113594-40410)	400
SR 0019 OVER DUNKARD CREEK, Perry Township PRESERVATION (113594-44346)	400
<u>JUNIATA COUNTY (Bridge Project)</u>	
SR 75-PA 75 OVER TRIB TUSCARORA CREEK, Spruce Hill Township PRESERVATION (106321-20027)	419
SR 3017 OVER TRIB TUSCARORA CREEK, Beale Township PRESERVATION (106321-20263)	413
SR 3018 OVER TUSCARORA CREEK, Tuscarora Township REHABILITATION (106321-20269)	444
SR 3010 OVER TRIB TUSCARORA CREEK, Milford Township REPLACEMENT (112076-20246)	625
<u>LACKAWANNA COUNTY (Bridge Project)</u>	
SR 8015 I-81 RAMP OVER SR 0081 I-81, South Abington Township REPLACEMENT (113869-20967)	12,500
<u>LANCASTER COUNTY (Bridge Project)</u>	
PA 441; SR 0441 OVER TRIB TO SUSQUEHANNA, Conoy Township REPLACEMENT (90342-21265)	1,430
PA 441; RIVER RD. OVER TRIB. TO SUSQUEHANNA, Conoy Township REPLACEMENT (91261-21266)	1,430
SR 1035 OVER TRIB MIDDLE CREEK, Clay Township REPLACEMENT (91267-21447)	984
WEAVER ROAD OVER COCALICO CREEK, Denver Borough REPLACEMENT (110475-22144)	480
<u>LEBANON COUNTY (Bridge Project)</u>	
SR 4025 OVER EVENING BR SPRING CREEK, Cold Spring Township REPLACEMENT (105804-41310)	579
<u>LEHIGH COUNTY (Bridge Project)</u>	
SR 4009 (LR 39057) OVER MILL CREEK, Lowhill Township REPLACEMENT (11390-23366)	1,032
SR 1015 (LR 39035) OVER RR ABANDONED, CITY OF Allentown REPLACEMENT (11406-23243)	523
SR 329(LR 175) OVER LEHIGH RIVER, Whitehall Township REPLACEMENT (11413-23179)	6,775
SR 3012 LR 39046S OVER SCHAEFER RUN, Upper Macungie Township REPLACEMENT (11433-23346)	1,955

Department of Transportation 2020-21 Projects

PUBLIC IMPROVEMENT PROJECTS

FROM MOTOR LICENSE FUNDS

Program: State Highway and Bridge Maintenance - Bridge

This section provides a brief description of each recommended project, its location and cost components. Unless otherwise noted, these nonrecurring capital investments will not affect the agency's current or future operating budgets nor affect the services

(Dollar Amounts in Thousands)

	Total Project Cost
<u>LEHIGH COUNTY (Bridge Project) (continued)</u>	
GORDON STREET OVER JORDAN CREEK, CITY OF Allentown REPLACEMENT (72773-23506)	\$ 794
US 22(LR 771) OVER PA 309(LR 39043)*, South Whitehall Township REHABILITATION (79122-22946)	4,500
SR 2018 (LR 39026) OVER LEIBERT CREEK, Upper Milford Township REPLACEMENT (79127-23283)	1,215
SR 2024 (LR 39007) OVER TRIB. TO SAUCON CREEK, Upper Saucon Township REHABILITATION (81664-23291)	917
SR 4024 (LR 39056) OVER ONTELAUNEE CREEK, Lynn Township REHABILITATION (85692-23392)	1,350
SR 4003 (LR 39048) OVER JORDAN CREEK, North Whitehall Township REPLACEMENT (89627-23356)	3,752
SR 2015(LR 39105) OVER TRIB TO CEDAR CREEK, Lower Macungie Township REPLACEMENT (92049-23275)	1,014
US 22(LR 771) OVER TWP.RD.567* MICKLEY ROAD, Whitehall Township REPLACEMENT (93628-22961)	5,600
PA 378(LR 297) OVER LEHIGH RIV,R.R.,CITY STS, CITY OF Bethlehem REHABILITATION (93630-23182)	17,434
SR 2029(LR 39002) OVER SAUCON CREEK, Upper Saucon Township REHABILITATION (94249-23309)	1,106
SR 2029(LR 39002) OVER TRIB. SAUCON CREEK, Upper Saucon Township REHABILITATION (94249-23310)	1,106
S.WALNUT STREET OVER TROUT CREEK & FACTORY ST, Slatington Borough REPLACEMENT (94680-23533)	1,041
SOUTH LEHIGH ST. OVER LITTLE LEHIGH CREEK, CITY OF Allentown REPLACEMENT (94682-23110)	658
SR 22(LR 771) OVER JORDAN CREEK, Whitehall Township REPLACEMENT (96384-22960)	6,042
US 22(LR 771) OVER TWP.RD.567* MICKLEY ROAD, Whitehall Township REPLACEMENT (96384-22961)	19,470
US 22(LR 771) OVER JORDAN CREEK *, Whitehall Township REPLACEMENT (96384-22963)	27,527
SR 1029 (5TH ST.) OVER SR 22(LR 771), Whitehall Township REPLACEMENT (96384-22971)	14,099
US 22(LR 771) OVER PA 309(LR 39043)*, South Whitehall Township REHABILITATION (96432-22946)	13,256
SR 309(LR 781) OVER TRIB. TO CEDAR CREEK, South Whitehall Township REHABILITATION (96432-23154)	3,181
SR 309(LR781) OVER TWP.RD.870(BROADWAY ST.), South Whitehall Township REPLACEMENT (96432-23156)	16,437
SR 309(LR 781) OVER SR1002(TILGHMAN ST)LR443, South Whitehall Township REPLACEMENT (96432-23158)	16,437
SR 309(LR 39043) OVER LITTLE CEDAR CREEK, South Whitehall Township REHABILITATION (96432-23162)	3,181
SR 4038 (LR 39075) OVER TRIB.TO ONTELAUNEE CREEK, Lynn Township PRESERVATION (106237-23413)	523
PA 873 (LR 163) OVER LEHIGH RIVER & N/S RR, Washington Township REHABILITATION (107552-23207)	3,540
SR1004;LR39032/125 OVER LEHIGH RIVER, Catasauqua Borough REHABILITATION (108134-23226)	7,484
SR 2025(LR 39005) OVER INDIAN CREEK, Upper Milford Township REPLACEMENT (109237-23293)	1,686
SR 4014 (LR 39057) OVER TRIB.TO MILL CREEK, Heidelberg Township REPLACEMENT (110062-23372)	720
SR 143 (LR 285) OVER TRIB.TO ONTELAUNEE CREEK, Lynn Township REPLACEMENT (110066-23100)	640
SR 2027 (LR 39001) OVER BRANCH OF HOSENSACK CK., Upper Milford Township REPLACEMENT (110066-23298)	640
SR 1007(LR 153 SP) OVER TRIB.TO LEHIGH RIVER, CITY OF Allentown REHABILITATION (110067-23230)	573

Department of Transportation 2020-21 Projects

PUBLIC IMPROVEMENT PROJECTS

FROM MOTOR LICENSE FUNDS

Program: State Highway and Bridge Maintenance - Bridge

This section provides a brief description of each recommended project, its location and cost components. Unless otherwise noted, these nonrecurring capital investments will not affect the agency's current or future operating budgets nor affect the services

(Dollar Amounts in Thousands)

	<u>Total Project Cost</u>
<u>LEHIGH COUNTY (Bridge Project) (continued)</u>	
PA 143 (LR 285) OVER TRIB. ONTELAUNEE CREEK, Lynn Township PRESERVATION (106237-23097)	\$ 523
SR 3015 (LR 39047) OVER SR 0078(LR 443), Upper Macungie Township REPLACEMENT (110072-23353)	1,478
SR 4003 (LR39083) OVER SR 78 (LR 443), Weisenberg Township REPLACEMENT (110073-23355)	998
PA 145(LR 555) OVER JORDAN CREEK, CITY OF Allentown REPLACEMENT (110076-23112)	2,370
I-78(LR 1045) OVER PA 100(LR 672), Upper Macungie Township REHABILITATION (112231-22999)	1,250
<u>LUZERNE COUNTY (Bridge Project)</u>	
SR1035,CIDER RN RD OVER CIDER RUN CREEK, Franklin Township REPLACEMENT (113853-24012)	800
<u>MERCER COUNTY (Bridge Project)</u>	
SR 2006,BLACKTOWN OVER OVER SR 79,NB/SB, Springfield Township REHABILITATION (1925-25950)	420
SR 80,EB OVER OVER LIT.NESHANNOCK CK, Lackawannock Township REHABILITATION (51021-25784)	1,000
SR 80,EB OVER OVER SR 3007,MRCR-PLSKI, East Lackawannock Township REHABILITATION (51021-25785)	400
SR 80,WB OVER OVER LIT.NESHANNOCK CK, Lackawannock Township REHABILITATION (51021-25786)	1,000
SR 80,WB OVER OVER SR 3007,MRCR-PLSKI, East Lackawannock Township REHABILITATION (51021-25787)	400
SR 80,WB OVER OVER ABND'N.RR/NESHNK.CK, Findley Township REHABILITATION (51021-25794)	1,500
SR 80,EB OVER OVER ABND'N.RR/NESHNK.CK, Findley Township REHABILITATION (51021-40216)	1,500
SR 2001,N.CASTLE R OVER OVER INDIAN RUN, Wilmington Township REPLACEMENT (58080-25941)	530
SR 4021,CREEK RD OVER OVER MORRISON RUN, Perry Township REPLACEMENT (58096-26061)	1,000
SR 19,PERRY HWY. OVER OVER NESHANNOCK CREEK TR, East Lackawannock Township REPLACEMENT (90032-25646)	900
<u>MIFFLIN COUNTY (Bridge Project)</u>	
SR 103-PA 103 OVER TRIB JUNIATA RIVER, Granville Township PRESERVATION (106321-26409)	408
T-420 OVER KISH. CREEK, Derry Township REMOVAL (110175-26631)	540
<u>MONROE COUNTY (Bridge Project)</u>	
FOUNDRY RD T-231 OVER APPENZELL CREEK, Hamilton Township REPLACEMENT (11728-27087)	493
SR 2023(LR 461 E) OVER SHAWNEE CREEK, Smithfield Township REPLACEMENT (47668-26985)	853
SR 2024 OVER DELAWARE-LACKAWANNA RR, East Stroudsburg Borough REPLACEMENT (67265-26986)	1,750
SR 447 (LR 458) OVER BRODHEAD CREEK, Barrett Township REPLACEMENT (79160-26860)	512
PA 715 (LR 45024) OVER POCONO CREEK, Pocono Township REPLACEMENT (79163-26897)	1,289
PA 940 (LR 169) OVER BEAVER CREEK, Tobyhanna Township REHABILITATION (79165-26909)	414
SR 1004(LR 45027) OVER Forest Hills Run, Paradise Township REPLACEMENT (79171-26923)	663
SR 2010(LR 45009) OVER MCMICHAEL CREEK, Hamilton Township REHABILITATION (79178-26967)	565
US 209 BUS (LR164) OVER POCONO CREEK, Stroudsburg Borough REHABILITATION (79179-26977)	400

Department of Transportation 2020-21 Projects

PUBLIC IMPROVEMENT PROJECTS

FROM MOTOR LICENSE FUNDS

Program: State Highway and Bridge Maintenance - Bridge

This section provides a brief description of each recommended project, its location and cost components. Unless otherwise noted, these nonrecurring capital investments will not affect the agency's current or future operating budgets nor affect the services

(Dollar Amounts in Thousands)

	Total Project Cost
<u>MONROE COUNTY (Bridge Project) (continued)</u>	
PA 390 OVER LEAVITTS BRANCH, Barrett Township REHABILITATION (76369-26834)	\$ 1,839
SR 4012(LR 45081) OVER POCONO CREEK, Pocono Township REPLACEMENT (79189-27067)	885
RED ROCK RD(T-565) OVER FOREST HILLS RUN, Paradise Township REHABILITATION (79205-26927)	450
SR 2012(LR 164SP.) OVER MCMICHAELS CREEK, Hamilton Township REPLACEMENT (85798-26971)	3,000
SR2036 SHIFFERS RD OVER PA 33 (LR 796), Hamilton Township REPLACEMENT (85808-26673)	4,525
SR 3003(LR 560) OVER CHAPPLE CREEK, Eldred Township REPLACEMENT (85813-26999)	1,318
SR 3010(LR 45053) OVER POHOPOCO CREEK, Polk Township REHABILITATION (85818-27014)	2,313
SR 4002 (LR 45040) OVER TUNKHANNOCK CREEK, Tunkhannock Township REHABILITATION (85846-27050)	795
PA 447(LR 324) OVER GOOSE POND RUN, Barrett Township REHABILITATION (85859-26858)	2,391
US 209 BUS.(LR164) OVER APPENZELL CREEK, Hamilton Township REPLACEMENT (85881-26972)	1,800
US 209 BUS.(LR164) OVER KETTLE CREEK, Hamilton Township REPLACEMENT (85882-26973)	1,398
I-80(LR 794) OVER BRODHEAD CREEK / D&LRR, Smithfield Township REPLACEMENT (97231-26744)	126,919
I-80 (LR 794) OVER T-663(RIVER ROAD), Smithfield Township REPLACEMENT (97231-26746)	7,835
I-80(LR 776) OVER CHERRY CREEK, Delaware Water Gap Borough REPLACEMENT (97231-26747)	14,102
SR8026(LR776RMP.) OVER SR 80(LR 776), Delaware Water Gap Borough REPLACEMENT (97231-27136)	7,835
SR 80 EB(LR 1002) OVER POCONO CREEK*, Pocono Township PRESERVATION (104353-26699)	404
SR 80 WB (LR 1002) OVER POCONO CREEK*, Pocono Township PRESERVATION (104353-26702)	472
PA 940 (LR 169) OVER SR 314 & MON COUNTY RAIL, Tobyhanna Township PRESERVATION (104353-26912)	404
SR 3015(LR 45006) OVER AQUASHICOLA CREEK, Ross Township PRESERVATION (104353-27022)	400
SR 3020(LR 45073) OVER APPENZELL CREEK, Hamilton Township PRESERVATION (104353-27034)	400
PA 611 (LR 498) OVER I-80 & MCMICHAEL CREEK, Stroudsburg Borough PRESERVATION (104353-47729)	400
SR 435 (LR 254) OVER SR 380 (LR 1002) SB, Coolbaugh Township PRESERVATION (109334-26847)	875
SR 940 (LR 169) OVER UPPER TUNKHANNOCK CREEK, Tobyhanna Township PRESERVATION (109334-26908)	875
SR 3004(LR 45004) OVER Princess Run, Eldred Township PRESERVATION (109334-27002)	875
<u>MONTGOMERY COUNTY (Bridge Project)</u>	
TOOKANY CK.PARKWAY OVER TRIB. TOOKANY CREEK, Cheltenham Township REPLACEMENT (16150-28016)	558
OLD YORK ROAD OVER SEPTA, Cheltenham Township REPLACEMENT (16214-27501)	4,668
NEW HANOVER SQUARE OVER BRANCH SWAMP CREEK, New Hanover Township REPLACEMENT (16239-27840)	2,116
CHURCH ROAD OVER SEPTA NORRSTN.HIGH SPEED, Upper Merion Township REPLACEMENT (16396-28132)	781
ASHMEAD ROAD OVER TOOKANY CREEK, Cheltenham Township REPLACEMENT (16610-28015)	655
WARMINSTER ROAD OVER PENNYPACK CREEK, Upper Moreland Township REPLACEMENT (16726-27664)	3,699

Department of Transportation 2020-21 Projects

PUBLIC IMPROVEMENT PROJECTS

FROM MOTOR LICENSE FUNDS

Program: State Highway and Bridge Maintenance - Bridge

This section provides a brief description of each recommended project, its location and cost components. Unless otherwise noted, these nonrecurring capital investments will not affect the agency's current or future operating budgets nor affect the services

(Dollar Amounts in Thousands)

	Total Project Cost
<u>MONTGOMERY COUNTY (Bridge Project) (continued)</u>	
POTTSTOWN BY-PASS OVER PORTER ROAD, Upper Pottsgrove Township REHABILITATION (16738-27415)	\$ 5,654
POTTSTOWN BY-PASS OVER SPROGLES RUN, Lower Pottsgrove Township REPLACEMENT (16738-27416)	1,885
POTTSTOWN EXPRSWAY OVER SANATOGA RD, SANATOGA CR, Upper Pottsgrove Township REPLACEMENT (16738-27417)	11,307
N CHARLOTTE /12E01 OVER MINISTERS CREEK, New Hanover Township REPLACEMENT (16741-27511)	2,402
VALLEY FORGE ROAD OVER TROUT/MASCHELLAMAC CREEK, Upper Merion Township REPLACEMENT (48172-27139)	3,946
SUMNEYTOWN PIKE OVER EAST BR PERKIOMEN CREEK, Upper Salford Township REPLACEMENT (50646-27189)	2,017
SUMNEYTOWN PIKE OVER RIDGE VALLEY CR/ 2917-J8, Upper Salford Township REPLACEMENT (50646-27190)	610
SUMNEYTOWN PIKE OVER UNAMI CREEK / 2917-H8, Marlborough Township REPLACEMENT (50646-27191)	2,017
MAIN STREET/2805B9 OVER EAST PENN (ABANDONED), Pennsburg Borough REMOVAL (57849-27168)	5,054
DEKALB PIKE OVER BRANCH STONY CR/ 3256-A8, East Norriton Township REPAIR (63486-27338)	16,000
DEKALB PIKE OVER WISSAHICKON CREEK, Lower Gwynedd Township REPLACEMENT (63491-27341)	10,839
NARBERTH AVENUE OVER AMTRAK PHIL-HBG., Narberth Borough REPLACEMENT (64798-28211)	1,761
VALLEY GREEN ROAD OVER WISSAHICKON CREEK, Whitmarsh Township REPLACEMENT (72355-27948)	691
LAFAYETTE STREET OVER SAW MILL RUN, Norristown Borough REPLACEMENT (79864-28219)	400
FETTERS MILL ROAD OVER PENNYPACK CREEK, Bryn Athyn Borough REPLACEMENT (80052-27999)	617
KEIM STREET OVER SCHUYLKILL RIVER, Pottstown Borough REPLACEMENT (83742-27901)	2,628
CONGO ROAD OVER MIDDLE CREEK, Douglass Township REPLACEMENT (86336-27584)	750
MID-COUNTY EXWY.NB OVER MONTGOMERY AVENUE, Lower Merion Township REHABILITATION (92310-27462)	552
GRATERFORD ROAD OVER PERKIOMEN CREEK, Perkiomen Township REHABILITATION (92310-27799)	2,001
LAYFIELD ROAD OVER PERKIOMEN CREEK/2804-H10, Upper Hanover Township REHABILITATION (92311-27514)	3,189
SKIPPACK PIKE OVER SKIPPACK CREEK, Skippack Township REPLACEMENT (92807-27201)	3,018
RIDGE PIKE OVER NORFOLK SOUTHERN RR, Plymouth Township REHABILITATION (92839-27911)	1,046
RIDGE PIKE OVER NORFOLK SOUTHERN, Plymouth Township REHABILITATION (92839-28031)	1,046
NIANTIC ROAD OVER W. BR. PERKIOMEN CREEK, Douglass Township REPLACEMENT (98037-27569)	2,014
RED LION RD/ 33B08 OVER HUNTINGDON VALLEY CREEK, Upper Moreland Township REPLACEMENT (102319-27173)	400
TRINITY LANE OVER GULPH MILLS CREEK, Upper Merion Township REHABILITATION (102319-27402)	400
BLACK ROCK ROAD OVER CROSSMANS RUN, Upper Providence Township REHABILITATION (102320-27779)	416
LINFIELD ROAD OVER TRIB. SCHUYLKILL RIVER, Limerick Township REHABILITATION (102320-27822)	418
SECOND AVENUE OVER BRANCH OF MINGO CREEK, Upper Providence Township REPLACEMENT (107544-27805)	1,134
SCHUYLKILL EXPWAY. OVER LR46138&ARROWMINK CREEK, West Conshohocken Borough REHABILITATION (107698-27255)	693

Department of Transportation 2020-21 Projects

PUBLIC IMPROVEMENT PROJECTS

FROM MOTOR LICENSE FUNDS

Program: State Highway and Bridge Maintenance - Bridge

This section provides a brief description of each recommended project, its location and cost components. Unless otherwise noted, these nonrecurring capital investments will not affect the agency's current or future operating budgets nor affect the services

(Dollar Amounts in Thousands)

	Total Project Cost
<u>MONTGOMERY COUNTY (Bridge Project) (continued)</u>	
ALLENTOWN ROAD OVER BRANCH SKIPPACK CREEK, Hatfield Township REHABILITATION (102320-27524)	\$ 424
MORRIS ROAD OVER SEPTA / 3256-D1, Whitpain Township REHABILITATION (110664-27590)	734
SOUTH PARK DRIVE OVER POTTSTOWN BYPASS/3139-G2, Upper Pottsgrove Township REPLACEMENT (112472-27418)	700
PLEASANT VIEW ROAD OVER POTTSTOWN BY-PASS/3139E2, Lower Pottsgrove Township REPLACEMENT (112472-27834)	700
<u>NORTHAMPTON COUNTY (Bridge Project)</u>	
PA 611 (LR 48027) OVER OUGHUGHTON CREEK, Washington Township REPLACEMENT (12084-28635)	600
FACTORYVILLE EAST OVER WALTZ CREEK, Washington Township REPLACEMENT (12158-28894)	2,033
ACKERMANVILLE ROAD OVER WALTZ CREEK, Washington Township REPLACEMENT (12247-28893)	2,017
SR 1002 (LR48025) OVER PA 33 (LR 1098), Palmer Township REHABILITATION (12278-28654)	575
PA 987 (LR 48048) OVER L.& N.E. R.R.(ABOLISHED), East Allen Township REHABILITATION (12307-28649)	2,325
SR 3016(LR48068) OVER HOKENDAUQUA CREEK, Allen Township REPLACEMENT (12310-28765)	990
SR2029FARMERSVILLE OVER SR 22 (LR 772), Bethlehem Township REPLACEMENT (71707-28479)	825
SR 1015 (LR 165) OVER MARTINS CREEK, Washington Township REPLACEMENT (85930-28674)	1,107
SR 1032 (LR 166) OVER JACOBY CR. AND MILL RACE, Portland Borough REPLACEMENT (85935-28695)	3,925
SR 3020(LR 48063) OVER EAST BR.MONACACY CREEK, Upper Nazareth Township REPLACEMENT (85940-28769)	517
SR 3020(LR 48063) OVER TRIB.TO MONOCACY CREEK, Lower Nazareth Township REPLACEMENT (85940-28770)	527
SR 3020(LR 48063) OVER EAST BR.MONACACY CREEK, Upper Nazareth Township REHABILITATION (85941-28769)	480
PA 512 (LR 48046) OVER MONOCACY CREEK, East Allen Township REPLACEMENT (85946-28605)	1,450
SR2027 HECKTOWN RD OVER US 22 (LR 772), Bethlehem Township REHABILITATION (89614-28478)	2,675
SR2031COUNTRY CLUB OVER US 22 (LR 772), Bethlehem Township REHABILITATION (89616-28480)	3,275
SR 2003 (LR 48007) OVER FRY'S RUN, Williams Township REPLACEMENT (89636-28707)	505
SR 3004 (LR 48003) OVER MILL RACE(ABANDONED), Lower Saucon Township REMOVAL (89641-28755)	424
SR 3004 (LR 48003) OVER SAUCON CREEK, Hellertown Borough REPLACEMENT (89641-28756)	1,622
SR 2006(LR 48006) OVER EAST BRANCH SAUCON CREEK, Lower Saucon Township REHABILITATION (93631-28711)	1,888
SR 3007 (LR 48129) OVER LEHIGH RIV-NORFOLK/SOUT, CITY OF Bethlehem REHABILITATION (96417-28758)	440
PA 33 NB(LR1098) OVER BUSHKILL CREEK, Stockertown Borough REPLACEMENT (96431-42278)	5,683
PA 33 SB (LR1098) OVER BUSHKILL CREEK, Stockertown Borough REPLACEMENT (96431-42446)	5,683
SR 1001 (LR 48071) OVER BUSHKILL CREEK, Bushkill Township PRESERVATION (106237-28652)	523
SR 3007 (LR 48129) OVER LEHIGH RIV-NORFOLK/SOUT, CITY OF Bethlehem PRESERVATION (106237-28758)	523
SR 3007 (LR 48011) OVER NANCY RUN, Freemansburg Borough PRESERVATION (106237-28759)	523
SR 2006 (LR 48006) OVER FREY'S RUN, Williams Township REPLACEMENT (109914-28714)	591

Department of Transportation 2020-21 Projects

PUBLIC IMPROVEMENT PROJECTS

FROM MOTOR LICENSE FUNDS

Program: State Highway and Bridge Maintenance - Bridge

This section provides a brief description of each recommended project, its location and cost components. Unless otherwise noted, these nonrecurring capital investments will not affect the agency's current or future operating budgets nor affect the services

(Dollar Amounts in Thousands)

	Total Project Cost
<u>NORTHAMPTON COUNTY (Bridge Project) (continued)</u>	
SR 3017(LR 48049) OVER DRY RUN, Allen Township REPLACEMENT (105371-28767)	\$ 603
SR 611(LR 156) OVER TRIB.TO DELAWARE RIVER, Williams Township REPLACEMENT (110055-28621)	969
SR 3018(LR 48050) OVER TRIB.TO CATASAUQUA CREEK, East Allen Township REPLACEMENT (110058-28768)	1,093
SR 512 (LR 166) OVER BRUSH MEADOW CREEK, Bangor Borough REPLACEMENT (110062-28615)	1,140
SR 4007 (LR 48055) OVER TRIB.TO HOKENDAUQUA CK., Moore Township REPLACEMENT (110062-28783)	840
SR 4007 (LR 48055) OVER TRIB.TO HOKENDAUQUA CREEK, Moore Township REPLACEMENT (110062-28784)	840
SR 4014 (LR 48043) OVER BR. OF HOKENDAUQUA CREEK, Moore Township REPLACEMENT (110062-28786)	780
SR 4019 (LR 48044) OVER TRIB.TO BUSHKILL CREEK, Bushkill Township REPLACEMENT (110062-28788)	840
SR 4019 (LR 48044) OVER HORN CREEK, Bushkill Township REPLACEMENT (110062-28791)	780
SR 1002 (LR 48025) OVER SHOENECK CREEK, Palmer Township REPLACEMENT (110066-28653)	640
SR 1004 (LR 48025) OVER TRIB.TO DELAWARE RIVER, Lower Mt Bethel Township REPLACEMENT (110066-28657)	640
SR 1040 (LR 48030) OVER JACOBY CREEK, Upper Mt Bethel Township REPLACEMENT (110066-28704)	640
PA 611 (LR 166) OVER SLATEFORD CREEK, Upper Mt Bethel Township REHABILITATION (112231-28640)	1,250
PA 987 (LR 48048) OVER L.& N.E. R.R.(ABOLISHED), East Allen Township REHABILITATION (112231-28649)	1,250
SR 4003 (LR 48061) OVER HOKENDAUQUA CREEK, Allen Township REHABILITATION (112231-28773)	1,250
Lehigh Drive Bridge replacement	400
<u>PERRY COUNTY (Bridge Project)</u>	
CENTER RD OVER BIXLER RUN, Northeast Madison Township REPLACEMENT (106558-29721)	426
<u>PHILADELPHIA COUNTY (Bridge Project)</u>	
ERIE AVENUE OVER CONRAIL(TRACKS REMOVED), CITY OF Philadelphia REMOVAL (17407-38734)	527
ERIE AVENUE OVER CONRAIL(TRACK REMOVED), CITY OF Philadelphia REMOVAL (17407-38735)	527
COULTER AVENUE OVER SEPTA;CHESTNUT HI. W.BR., CITY OF Philadelphia REPLACEMENT (17409-39073)	4,916
CITY LINE AVENUE OVER SEPTA(BALA STATION), CITY OF Philadelphia REPLACEMENT (17511-38305)	2,097
INTERSTATE 95 S.B. OVER RACE STREET&RAMP NFN, CITY OF Philadelphia REPLACEMENT (17821-38571)	2,558
INTERSTATE 95 N.B. OVER SPRING GARDEN STREET, CITY OF Philadelphia REPLACEMENT (17821-38574)	1,279
INTERSTATE 95 N.B. OVER FAIRMOUNT AVENUE, CITY OF Philadelphia REPLACEMENT (17821-38576)	11,000
INTERSTATE 95 N.B. OVER BROWN STREET, CITY OF Philadelphia REPLACEMENT (17821-38577)	11,000
INTERSTATE 95 N.B. OVER FRANKFORD AV & OTHER STS, CITY OF Philadelphia REPLACEMENT (17821-38584)	12,792
DELAWARE EXPWAY. OVER SHACKAMAXON STREET, CITY OF Philadelphia REPLACEMENT (17821-38586)	1,279
DELAWARE EXPWAY. OVER SERGEANT & HUNTINGDON ST, CITY OF Philadelphia REPLACEMENT (17821-38595)	20,468
DELAWARE EXPWAY. OVER LEHIGH;SOMERSET STREETS, CITY OF Philadelphia REPLACEMENT (17821-38597)	19,189

Department of Transportation 2020-21 Projects

PUBLIC IMPROVEMENT PROJECTS

FROM MOTOR LICENSE FUNDS

Program: State Highway and Bridge Maintenance - Bridge

This section provides a brief description of each recommended project, its location and cost components. Unless otherwise noted, these nonrecurring capital investments will not affect the agency's current or future operating budgets nor affect the services

(Dollar Amounts in Thousands)

	Total Project Cost
<u>PHILADELPHIA COUNTY (Bridge Project) (continued)</u>	
DELAWARE EXPWAY. OVER PALMER-CUMBERLAND STRS., CITY OF Philadelphia REPLACEMENT (17821-38592)	\$ 51,170
DELAWARE EXPWAY. OVER CAMBRIA;ANN STREETS, CITY OF Philadelphia REPLACEMENT (17821-38599)	14,072
I-95 N.B.OFF RAMP OVER COLUMBIA & DELAWARE AVE, CITY OF Philadelphia REPLACEMENT (17821-39350)	1,279
RAMP B S.B. OFF OVER ARAMINGO AVENUE, CITY OF Philadelphia REPLACEMENT (17821-39357)	3,838
41st Street OVER AMTRAK (Hsbg Branch), CITY OF Philadelphia REPLACEMENT (56768-39147)	3,388
Montgomery Avenue OVER Amtrak and Conrail, CITY OF Philadelphia REPLACEMENT (57276-39193)	3,430
MARKET STREET OVER SCHUYLKILL RIVER, CITY OF Philadelphia REHABILITATION (69828-38378)	29,591
MARKET STREET OVER CSX RAILROAD, CITY OF Philadelphia REHABILITATION (69828-38381)	14,575
WILLITS ROAD OVER WOODEN BRIDGE RUN, CITY OF Philadelphia REPLACEMENT (69909-38766)	4,420
GRAYS FERRY AVENUE OVER SCHUYLKILL RIV;AMTRAK, CITY OF Philadelphia REHABILITATION (69913-38999)	22,688
5TH STREET OVER CONRAIL(TRACKS REMOVED), CITY OF Philadelphia REMOVAL (69914-38831)	899
49TH STREET OVER AMTRAK(NY-WASH BRANCH), CITY OF Philadelphia REPLACEMENT (75801-38998)	24,870
34TH STREET OVER CSX RR TUNNELS, CITY OF Philadelphia REPLACEMENT (75803-38904)	8,900
KENNEDY BLVD AT 32 OVER SEPTA (WEST BRANCH), CITY OF Philadelphia REHABILITATION (78757-39011)	8,577
GIRARD AVENUE OVER CSX RAILROAD, CITY OF Philadelphia REPLACEMENT (78764-38411)	2,039
INTERSTATE 95 OVER MAGEE AVENUE, CITY OF Philadelphia REPLACEMENT (79685-38632)	2,134
INTERSTATE 95 OVER UNRUH AVENUE, CITY OF Philadelphia REPLACEMENT (79685-38633)	2,134
INTERSTATE 95 OVER LONGSHORE AVENUE, CITY OF Philadelphia REPLACEMENT (79685-38634)	2,134
INTERSTATE 95;RAMP OVER NEW STATE RD/RAILROAD, CITY OF Philadelphia REPLACEMENT (79685-38636)	4,536
INTERSTATE 95 OVER RAMP C, CITY OF Philadelphia REPLACEMENT (79685-38638)	7,204
INTERSTATE 95 OVER RAMP B (COTTMAN AVENUE), CITY OF Philadelphia REPLACEMENT (79685-38639)	4,002
INTERSTATE 95 OVER BLEIGH AVE & RAILROAD, CITY OF Philadelphia REPLACEMENT (79685-38640)	4,269
GIRARD AVENUE OVER ARAMINGO AVE(SPUR A), CITY OF Philadelphia REHABILITATION (79686-38843)	25,157
INTERSTATE 95 N.B. OVER RACE STREET&RAMP NFN, CITY OF Philadelphia REHABILITATION (79828-38568)	968
INTERSTATE 95 N.B. OVER CALLOWHILL STREET, CITY OF Philadelphia REHABILITATION (79828-38570)	419
INTERSTATE 95 N.B. OVER SPRING GARDEN STREET, CITY OF Philadelphia REHABILITATION (79828-38574)	968
INTERSTATE 95 N.B. OVER FAIRMOUNT AVENUE, CITY OF Philadelphia REPLACEMENT (79828-38576)	1,743
INTERSTATE 95 N.B. OVER BROWN STREET, CITY OF Philadelphia REPLACEMENT (79828-38577)	1,743
INTERSTATE 95 N.B. OVER FRANKFORD AV & OTHER STS, CITY OF Philadelphia REHABILITATION (79828-38584)	13,557
RAMP E S.B. OFF OVER INTERSTATE 95,RAMPS X,Y, CITY OF Philadelphia REPLACEMENT (79903-39383)	5,198

Department of Transportation 2020-21 Projects

PUBLIC IMPROVEMENT PROJECTS

FROM MOTOR LICENSE FUNDS

Program: State Highway and Bridge Maintenance - Bridge

This section provides a brief description of each recommended project, its location and cost components. Unless otherwise noted, these nonrecurring capital investments will not affect the agency's current or future operating budgets nor affect the services

(Dollar Amounts in Thousands)

	Total Project Cost
<u>PHILADELPHIA COUNTY (Bridge Project) (continued)</u>	
RAMP D (SB) OVER ARAMINGO AV/CONRAIL/CRK., CITY OF Philadelphia REHABILITATION (79903-40477)	\$ 6,930
RAMP C OVER I95 RMPS Y,X,E,F & RR, CITY OF Philadelphia REHABILITATION (79903-40481)	1,540
RAMP F 3591G01 OVER ARAMINGO AVE/CONRAIL, CITY OF Philadelphia REHABILITATION (79903-40490)	5,775
DELAWARE EXPWAY. OVER FRANKFORD CREEK, CITY OF Philadelphia REPLACEMENT (79905-38615)	1,562
INTERSTATE 95 OVER EARTH FILL & SEWER ACCES, CITY OF Philadelphia REMOVAL (79905-38616)	26,040
INTERSTATE 95 OVER ORTHODOX-PEARCE STREET, CITY OF Philadelphia REPLACEMENT (79905-38617)	14,322
INTERSTATE 95 OVER MARGARET STR.AND CONRAIL, CITY OF Philadelphia REPLACEMENT (79905-38618)	3,646
RAMP G N.B.ON OVER I-95; RAMPS X,Y,C,E, CITY OF Philadelphia REPLACEMENT (79905-39382)	3,906
RAMP H N.B. ON OVER JUNIATA,ALMOND,THOMSON, CITY OF Philadelphia REPLACEMENT (79905-39384)	2,864
RAMP Y N.B. OFF OVER EARTH FILL, CITY OF Philadelphia REMOVAL (79905-39390)	26,040
NORTHBOUND COLL.DI OVER OPEN GROUND(EARTH FILL), CITY OF Philadelphia REMOVAL (79905-39391)	26,040
RAMP J NORTHBOUND OVER ORTHODOX,PEARCE STREETS, CITY OF Philadelphia REMOVAL (79905-39393)	26,040
RAMP A OFF RAMP OVER LEFEVRE STR. AND CONRAIL, CITY OF Philadelphia REMOVAL (79905-39395)	26,040
INTERSTATE 95 OVER TACONY ST.AND BRIDGE ST., CITY OF Philadelphia REPLACEMENT (79910-38621)	17,986
INTERSTATE 95 OVER FRALEY STREET, CITY OF Philadelphia REPLACEMENT (79910-38624)	1,564
DELAWARE EXPWAY. OVER VENANGO STREET, CITY OF Philadelphia REHABILITATION (79912-38604)	785
DELAWARE EXPWAY. OVER CASTOR AVENUE, CITY OF Philadelphia REPLACEMENT (79912-38607)	785
DELAWARE EXPWAY. OVER RICHMOND STREET, CITY OF Philadelphia REHABILITATION (79912-38609)	785
DELAWARE EXPWAY. OVER WHEATSHEAF LANE, CITY OF Philadelphia REPLACEMENT (79912-38611)	785
RAMP A-OFF OVER VENANGO STREET, CITY OF Philadelphia REPLACEMENT (79912-39373)	525
RAMP A-OFF OVER CASTOR AVE.& RAMP C, CITY OF Philadelphia REPLACEMENT (79912-39374)	785
95NB OFFRAMP A OVER RICHMOND STREET, CITY OF Philadelphia REPLACEMENT (79912-39375)	420
RAMP A,OFF RAMP NB OVER WHEATSHEAF LANE, CITY OF Philadelphia REPLACEMENT (79912-39376)	560
FRANKFORD AVENUE OVER FRANKFORD CREEK, CITY OF Philadelphia REPLACEMENT (81292-38838)	4,330
BYBERRY ROAD OVER CSX TRANSPORTATION, CITY OF Philadelphia REPLACEMENT (88085-39244)	2,921
TORRESDALE AVENUE OVER ACADEMY ROAD, CITY OF Philadelphia REHABILITATION (92311-38744)	1,215
WALNUT LANE OVER WISSAHICKON CREEK, CITY OF Philadelphia REHABILITATION (92376-39074)	680
RIDGE AVENUE OVER AMTRAK MAIN LINE,N-S, CITY OF Philadelphia REPLACEMENT (92554-38943)	2,442
INTERSTATE 95 S.B. OVER RACE STREET&RAMP NFN, CITY OF Philadelphia REHABILITATION (103553-38571)	764
INTERSTATE 95 S.B. OVER CALLOWHILL STREET, CITY OF Philadelphia REHABILITATION (103553-38572)	416

Department of Transportation 2020-21 Projects

PUBLIC IMPROVEMENT PROJECTS

FROM MOTOR LICENSE FUNDS

Program: State Highway and Bridge Maintenance - Bridge

This section provides a brief description of each recommended project, its location and cost components. Unless otherwise noted, these nonrecurring capital investments will not affect the agency's current or future operating budgets nor affect the services

(Dollar Amounts in Thousands)

	Total Project Cost
<u>PHILADELPHIA COUNTY (Bridge Project) (continued)</u>	
INTERSTATE 95 S.B. OVER BROWN STREET, CITY OF Philadelphia REPLACEMENT (103553-38581)	\$ 764
INTERSTATE 95 S.B. OVER SPRING GARDEN STREET, CITY OF Philadelphia REHABILITATION (103553-38579)	573
INTERSTATE 95 S.B. OVER FAIRMOUNT AVENUE, CITY OF Philadelphia REPLACEMENT (103553-38580)	956
INTERSTATE 95 S.B. OVER FRANKFD AV,FRNKFRD EL., CITY OF Philadelphia REHABILITATION (103553-38590)	6,880
RAMP VN OVER RMPS.SV;S3;l-95, CITY OF Philadelphia REHABILITATION (103553-39343)	6,880
RAMP NV SB TO VINE OVER BROWN STREET, CITY OF Philadelphia REPLACEMENT (103553-39344)	764
RAMP NV S.B. OFF OVER FAIRMOUNT AVENUE, CITY OF Philadelphia REPLACEMENT (103553-39345)	956
RAMP NV S.B. OFF OVER SPRING GARDEN STREET, CITY OF Philadelphia REHABILITATION (103553-39346)	573
DELAWARE EXPWAY. OVER FRANKFORD CREEK, CITY OF Philadelphia REPLACEMENT (103559-38615)	1,190
INTERSTATE 95 OVER EARTH FILL & SEWER ACCES, CITY OF Philadelphia REMOVAL (103559-38616)	17,000
INTERSTATE 95 OVER ORTHODOX-PEARCE STREET, CITY OF Philadelphia REPLACEMENT (103559-38617)	12,580
INTERSTATE 95 OVER MARGARET STR.AND CONRAIL, CITY OF Philadelphia REPLACEMENT (103559-38618)	3,230
RAMP M & RAMP K OVER ORTHODOX,PEARCE,ARAMINGO, CITY OF Philadelphia REMOVAL (103559-39397)	17,000
SOUTHBOUND COLL.DI OVER OPEN GROUND(EARTH FILL), CITY OF Philadelphia REMOVAL (103559-39398)	17,000
RAMP X S.B.ON RAMP OVER EARTH FILL, CITY OF Philadelphia REMOVAL (103559-39400)	17,000
RAMP D ON OVER MARGARET,MILNOR,ARAMINGO, CITY OF Philadelphia REMOVAL (103559-39402)	17,000
SCHUYLKILL EXPWAY. OVER SCHUYLKILL RIVER BANK, CITY OF Philadelphia REHABILITATION (107698-38477)	693
INTERSTATE 95 OVER BROAD ST.NB&SBI-95RAMP A, CITY OF Philadelphia REHABILITATION (107709-38537)	401
DELAWARE EXPWAY. OVER TERMINAL AVE;RR SIDINGS;, CITY OF Philadelphia REHABILITATION (107709-38541)	404
DELAWARE EXPWAY. OVER CSX RAILROAD, CITY OF Philadelphia REHABILITATION (107709-38542)	694
INTERSTATE 95 OVER PATTISON AVENUE, CITY OF Philadelphia REHABILITATION (107709-38547)	401
INTERSTATE 95 OVER OREGON AVE & SHUNK ST, CITY OF Philadelphia REHABILITATION (107709-38549)	402
INTERSTATE 95 OVER SHUNK ST.TO MIFFLIN ST., CITY OF Philadelphia REHABILITATION (107709-38552)	402
DELAWARE EXPWAY. OVER MIFFLIN ST TO CHRISTIAN, CITY OF Philadelphia REHABILITATION (107709-38555)	903
MARKET STREET WEST OVER I-95,RAMPS,COLUMBUS BLVD, CITY OF Philadelphia REHABILITATION (107709-39275)	401
Green Lane OVER Schuyl Rv,NSRC,Manayk CN, CITY OF Philadelphia REHABILITATION (110313-39141)	2,944
<u>POTTER COUNTY (Bridge Project)</u>	
SR 6-US 6 OVER LYMAN CREEK, Sweden Township REHABILITATION (110330-30100)	1,421
SR 3001 OVER BIRCH RUN, Wharton Township REHABILITATION (110330-30370)	639
<u>SCHUYLKILL COUNTY (Bridge Project)</u>	
PA 25 OVER PINE CREEK, Hubley Township REPLACEMENT (12539-30498)	1,500
SR 4042 (LR 53043) OVER W. BR. SCHUYLKILL RIVER, Minersville Borough REPLACEMENT (12611-30864)	3,740

Department of Transportation 2020-21 Projects

PUBLIC IMPROVEMENT PROJECTS

FROM MOTOR LICENSE FUNDS

Program: State Highway and Bridge Maintenance - Bridge

This section provides a brief description of each recommended project, its location and cost components. Unless otherwise noted, these nonrecurring capital investments will not affect the agency's current or future operating budgets nor affect the services

(Dollar Amounts in Thousands)

	Total Project Cost
<u>SCHUYLKILL COUNTY (Bridge Project) (continued)</u>	
COLLINS ST OVER RDG.BLUE MT.NOR RR,SCH.R, CITY OF Pottsville REPLACEMENT (57689-30982)	\$ 1,663
PA 901 (LR 53057) OVER MAHANOY CREEK, Butler Township PRESERVATION (12702-30728)	400
SR 1011 (LR 53038) OVER LOCUST CREEK, Ryan Township REPLACEMENT (12704-30752)	558
SR 443 (LR 140) OVER TRIB.TO SCHUYLKILL RIVER, Schuylkill Haven Borough REPLACEMENT (12711-30688)	438
SR 1001 (LR 621) OVER MILL CREEK, East Norwegian Township REPLACEMENT (79118-30739)	603
PA 924 (LR 161) OVER R&N RR, MAHANOY CK, 4030, Gilberton Borough REPLACEMENT (85815-30729)	3,823
PA 924 (A-6850) OVER TRIB.TO CATAWISSA CREEK, East Union Township REPLACEMENT (85820-30734)	1,100
PA 924 (A-6850) OVER TRIB.TO CATAWISSA CREEK, East Union Township REPLACEMENT (85821-30733)	1,000
PA443(LR 140) OVER SO. BR. SWATARA CREEK, Pine Grove Township REPLACEMENT (85835-30685)	1,358
PA 339 (LR 53063) OVER MAHANOY CREEK, Mahanoy City Borough REHABILITATION (85839-30675)	1,000
PA 309 (LR 185) OVER Read.BlueMt&NorthRR, Rush Township REHABILITATION (91674-30667)	6,050
PA 25 OVER PINE CREEK, Hubley Township PRESERVATION (104353-30498)	607
I-81 NB (LR 1005) OVER READING/NORTHERN RR, Frailey Township PRESERVATION (104353-30568)	400
I-81 SB (LR 1005) OVER READING & NORTHERN RR, Frailey Township PRESERVATION (104353-30570)	400
PA443(LR 140) OVER SO. BR. SWATARA CREEK, Pine Grove Township PRESERVATION (104353-30685)	400
I-81 NB (LR 1005) OVER PA 25 (LR 740), Frailey Township PRESERVATION (109334-30574)	875
I-81 SB (LR 1005) OVER PA 25 (LR 740), Frailey Township PRESERVATION (109334-30575)	875
PA 125 OVER DEEP CREEK, Hegins Township PRESERVATION (109334-30619)	875
COVERED BRIDGE RD OVER LOWER LITTLE SWATARA CR, Washington Township REHABILITATION (110329-30953)	400
PA 54 OVER PINE CREEK, Rush Township PRESERVATION (110383-30518)	1,440
PA 61 (LR 718) OVER MAHANOY CREEK, Ashland Borough PRESERVATION (110383-30549)	400
<u>SUSQUEHANNA COUNTY (Bridge Project)</u>	
SR 3001 OVER RILEY CREEK, Auburn Township REPLACEMENT (110452-32587)	455
SR 0011 TR 11 OVER NRFLK STHRN RR, Great Bend Borough PRESERVATION (113577-32160)	1,328
SR 1009 OVER STARRUCCA CREEK, Harmony Township PRESERVATION (113584-32405)	983
<u>VENANGO COUNTY (Bridge Project)</u>	
SR 3023,WHIPPERWIL OVER OVER MILL CREEK, Utica Borough REPLACEMENT (1979-33829)	975
McCLELLAND AVENUE OVER OVER LITTLE SANDY CREEK, Polk Borough REHABILITATION (2150-33935)	460
T-522, DOTTERER RD OVER OVER MILL CREEK, Rockland Township REPLACEMENT (2208-33928)	990
SR 1006,PITHOLE RD OVER OVER PITHOLE CREEK, Allegheny Township REHABILITATION (58263-33776)	750
<u>WARREN COUNTY (Bridge Project)</u>	
SR 426 OVER OVER BROKENSTRAW CK BR, Spring Creek Township REPLACEMENT (74610-34059)	515

Department of Transportation 2020-21 Projects

PUBLIC IMPROVEMENT PROJECTS

FROM MOTOR LICENSE FUNDS

Program: State Highway and Bridge Maintenance - Bridge

This section provides a brief description of each recommended project, its location and cost components. Unless otherwise noted, these nonrecurring capital investments will not affect the agency's current or future operating budgets nor affect the services

(Dollar Amounts in Thousands)

	<u>Total Project Cost</u>
<u>WASHINGTON COUNTY (Bridge Project)</u>	
SR 4022 OVER BRANCH OF BUFFALO CREEK, Buffalo Township REPLACEMENT (30709-35167)	\$ 470
BREVARD BRIDGE OVER CHARTIERS CREEK TRIB., Chartiers Township REHABILITATION (30604-35263)	417
SR 2020 OVER BANE CREEK, Morris Township REHABILITATION (30630-34923)	456
SR 2020 OVER MONTGOMERY RUN, Amwell Township REHABILITATION (30648-34927)	620
SR 0088 OVER MINE HAULAGE TRACKS, Carroll Township REPLACEMENT (30682-34617)	486
POTTER BRIDGE T360 OVER WHEELING CREEK TRIB, West Finley Township REPLACEMENT (30741-35352)	708
SR 0331 OVER BRANCH OF BRUSH RUN, Hopewell Township REPLACEMENT (30812-34688)	1,000
N. HEWITT AVE T623 OVER CHARTIERS CREEK TRIB, Canton Township REPLACEMENT (30825-35251)	491
WEST WHEELING STR. OVER CHARTIERS CREEK TRIB, CITY OF Washington REPLACEMENT (30986-35365)	492
W. PITTSBURGH ST OVER RACCOON CREEK TRIB, Burgettstown Borough REPLACEMENT (31074-35371)	416
SR 2011 OVER BR. OF LITTLE TENMILE CK, West Bethlehem Township REPLACEMENT (31091-34896)	600
SR 1016 OVER BRANCH OF MINGO CREEK, Nottingham Township REPLACEMENT (31152-34819)	775
SR 2011 OVER BRANCH OF TENMILE CREEK, West Bethlehem Township REPLACEMENT (51510-34892)	1,620
VALLEY VIEW ROAD OVER CHARTIERS CREEK TRIB, Chartiers Township REPLACEMENT (65226-35262)	483
HODGENS BRIDGE OVER BUFFALO CREEK, Blaine Township REHABILITATION (73024-35246)	478
SR 2026 OVER TRIB. MONONGAHELA RIVER, Centerville Borough REPLACEMENT (74230-34961)	500
SR 4022 OVER BRANCH OF BUFFALO CREEK, Buffalo Township REPLACEMENT (74240-35168)	530
SR 3027 OVER BRANCH OF BUFFALO CREEK, East Finley Township REHABILITATION (79387-35079)	400
SR 0079 OVER BRANCH OF TENMILE CREEK, Amwell Township PRESERVATION (91555-34542)	402
SR 0079 OVER LITTLE TENMILE CREEK, Amwell Township PRESERVATION (91555-34544)	403
SR 0079 OVER BR. LITTLE TENMILE CREEK, Amwell Township PRESERVATION (91555-34547)	403
SR 0079 OVER SR 0019, Amwell Township PRESERVATION (91555-40695)	407
SR 0079 OVER SR 0019, Amwell Township PRESERVATION (91555-40696)	407
SR 0079 OVER SR 0019, Amwell Township PRESERVATION (91555-41353)	407
SR 0079 OVER SR 0019, Amwell Township PRESERVATION (91555-41356)	407
SR 0079 OVER SR 2006, Amwell Township PRESERVATION (91555-41397)	407
SR 0079 OVER SR 2006, Amwell Township PRESERVATION (91555-41398)	407
SR 0018 OVER BURGETTS FORK RACCOON CK, Burgettstown Borough REPLACEMENT (98550-34326)	990
SR 0079 OVER SR 1045, South Strabane Township REPLACEMENT (98552-34562)	527
SR 0079 OVER SR 1045, South Strabane Township REPLACEMENT (98552-34563)	527
CATHOLIC CHURCH BR OVER PIGEON CREEK, Bentleyville Borough REHABILITATION (105162-35368)	400

Department of Transportation 2020-21 Projects

PUBLIC IMPROVEMENT PROJECTS

FROM MOTOR LICENSE FUNDS

Program: State Highway and Bridge Maintenance - Bridge

This section provides a brief description of each recommended project, its location and cost components. Unless otherwise noted, these nonrecurring capital investments will not affect the agency's current or future operating budgets nor affect the services

(Dollar Amounts in Thousands)

	Total Project Cost
<u>WAYNE COUNTY (Bridge Project)</u>	
SR 2009 OVER TRIB TO HOLBERT CREEK, Berlin Township REPLACEMENT (113847-35656)	\$ 1,050
SR 4014 OVER HIAWATHA CREEK, Scott Township REPLACEMENT (113868-35766)	800
<u>WESTMORELAND COUNTY (Bridge Project)</u>	
FOURTH STREET OVER NORFOLK SOUTHERN RAILRD, North Irwin Borough REPLACEMENT (31554-37005)	517
SR 3073 OVER BUFFALO RUN, East Huntingdon Township REPLACEMENT (31622-36636)	1,969
SR 2027 OVER BRANCH OF NINEMILE RUN, Unity Township REPLACEMENT (31632-36503)	1,660
SR 3012 OVER BRANCH OF SEWICKLEY CK., Sewickley Township REPLACEMENT (31639-36548)	454
FAIRWOOD MANOR DR OVER TINKERS RUN, Irwin Borough REPLACEMENT (31669-37002)	466
E HILLIS STREET OVER JACKS RUN, Youngwood Borough REPLACEMENT (31918-37009)	519
SR 4075 OVER PUCKETA CREEK, Upper Burrell Township REHABILITATION (31979-36762)	2,525
SR 4053 OVER BRANCH OF THORN RUN, Washington Township REPLACEMENT (32053-36751)	400
SR 1012 OVER BRANCH OF MCGEE RUN, Derry Township REPLACEMENT (32070-36381)	750
SR 0906 OVER WEBSTER HOLLOW RUN, Rostraver Township REPLACEMENT (32084-36285)	1,961
SR 3009 OVER SPEERS RUN, Rostraver Township REPLACEMENT (32097-36539)	400
SR 0136 OVER POLLOCK RUN, Rostraver Township REHABILITATION (69248-36122)	545
SR 0381 OVER CAMP RUN, Donegal Township REPLACEMENT (74244-36221)	1,830
SR 1055 OVER BRANCH OF WHITETHORN CK., Salem Township REPLACEMENT (74249-36447)	2,400
SR 0366 OVER PUCKETA CREEK, Murrys ville Borough REHABILITATION (74414-36205)	761
SR 3007 OVER SR 0070, North Belle Vernon Borough REPLACEMENT (75972-36534)	7,503
W & LE RAILROAD OVER SR 0051, Rostraver Township REPLACEMENT (75978-35989)	5,400
SR 0051 OVER SR 0070, Rostraver Township REPLACEMENT (75978-35991)	5,400
SR 0051 OVER CEDAR CREEK, Rostraver Township REPLACEMENT (75978-35995)	1,600
SR 0070 OVER CEDAR CREEK, Rostraver Township PRESERVATION (75978-36047)	1,000
SR 0070 OVER SMALL STREAM, Rostraver Township PRESERVATION (75978-36052)	1,000
SR 0070 OVER CSXT R/R, TWP RD, YOUGH, South Huntingdon Township PRESERVATION (75978-36053)	2,800
INTERSTATE 70 OVER GOLFCART/PEDESTRIAN PATH, Rostraver Township PRESERVATION (75978-36812)	2,800
SR 2025 OVER WELTY RUN, Mount Pleasant Township REPLACEMENT (89043-36498)	400
SR 0993 OVER BRUSH CREEK, North Huntingdon Township REPLACEMENT (89147-36348)	500
SR 0366 OVER BRANCH OF PUCKETA CREEK, Washington Township REPLACEMENT (105315-36200)	400
SR 2019 OVER BRANCH OF SEWICKLEY CK., Unity Township REPLACEMENT (105413-36492)	400
SR 1049 OVER BR. LITTLE CRABTREE CK., Unity Township REPLACEMENT (105818-36437)	400
LIGONIER STREET OVER LOYALHANNA CREEK, Latrobe Borough REHABILITATION (106405-37004)	400

Department of Transportation 2020-21 Projects

PUBLIC IMPROVEMENT PROJECTS

FROM MOTOR LICENSE FUNDS

Program: State Highway and Bridge Maintenance - Bridge

This section provides a brief description of each recommended project, its location and cost components. Unless otherwise noted, these nonrecurring capital investments will not affect the agency's current or future operating budgets nor affect the services

(Dollar Amounts in Thousands)

	<u>Total Project Cost</u>
<u>WESTMORELAND COUNTY (Bridge Project) (continued)</u>	
T-662 MCFARLAND RD OVER LOYALHANNA CREEK, Derry Township PRESERVATION (106406-36885)	\$ 423
T-654 OASIS ROAD OVER LOYALHANNA CREEK, Derry Township PRESERVATION (106406-36887)	423
T-662 MCFARLAND RD OVER LOYALHANNA CREEK, Derry Township PRESERVATION (106406-36890)	423
T-647 IDLEWILD RD OVER LOYALHANNA CREEK, Ligonier Township PRESERVATION (106406-36931)	423
SR 0119 OVER SW PA R/R & PVT RD, East Huntingdon Township PRESERVATION (113594-36076)	400
SR 0819 OVER JACKS RUN, South Greensburg Borough PRESERVATION (113594-36270)	400
<u>WYOMING COUNTY (Bridge Project)</u>	
SR 0087 TR 87 OVER BRANCH MEHOOPANY CREEK, Mehoopany Township REPLACEMENT (113850-37123)	800
<u>YORK COUNTY (Bridge Project)</u>	
SR 2016 OVER BEAVER CREEK, Chanceford Township REPLACEMENT (91360-37710)	923
SR 2016 OVER TRIB OF BEAVER CREEK, Chanceford Township REPLACEMENT (91361-37711)	1,002
SR 2077 OVER TRIB OF MUDDY CREEK, Chanceford Township REPLACEMENT (91365-37802)	1,395
PA 851; SR 0851 OVER SCOTT CREEK, Peach Bottom Township REPLACEMENT (106230-37639)	1,490
T759; FURNACE ROAD OVER CABIN CREEK, Lower Windsor Township REPLACEMENT (106552-38159)	464
DETTERS MILL ROAD OVER TRIBUTARY CONEWAGO CREEK, Warrington Township REPLACEMENT (106553-38230)	455
83 OVER 181 George St, Manchester Township PRESERVATION (110056-37450)	4,400
WEST COLLEGE AVE OVER CODORUS CREEK, CITY OF York REPLACEMENT (110280-38264)	400
NORTH GRANTHAM RD OVER YELLOW BREECHES CREEK, Monaghan Township REPLACEMENT (111023-38175)	558
TOTAL STATE FUNDS.....	<u>\$ 2,245,198</u>
TOTAL FEDERAL FUNDS.....	<u>0</u>
TOTAL LOCAL FUNDS.....	<u>0</u>
PROGRAM TOTAL.....	<u>\$ 2,245,198</u>

Department of Transportation 2020-21 Projects

TRANSPORTATION ASSISTANCE PROJECTS

FROM CAPITAL FACILITIES BOND FUNDS

Program: Rail Freight Transportation

This section provides a brief description of each recommended project, its location and cost components. Unless otherwise noted, these nonrecurring capital investments will not affect the agency's current or future operating budgets nor affect the services provided by the agency.

(Dollar Amounts in Thousands)

		<u>Total Project Cost</u>
<u>STATEWIDE</u>		
Rolling Stock	\$	250,000
Rolling Stock: This project will provide replacement rolling stock for train service.		
TOTAL STATE FUNDS.....	\$	250,000
PROGRAM TOTAL.....	\$	<u>250,000</u>

FORECAST OF FUTURE NEW PROJECT AUTHORIZATIONS

State Funds

This table provides a summary of the estimated level of future authorizations by department from bond funds and current revenue sources.

(Dollar Amounts in Thousands)

	2021-22	2022-23	2023-24	2024-25
Agriculture.....	\$ 28,475	\$ 29,895	\$ 8,992	\$ 19,097
Conservation and Natural Resources.....	87,435	77,997	79,592	84,029
Criminal Justice.....	40,277	40,015	39,742	40,016
Education.....	202,175	178,960	139,019	150,000
Environmental Protection.....	21,945	20,001	20,858	22,386
General Services.....	22,831	24,635	32,057	35,797
Historical and Museum Commission.....	11,031	14,471	6,956	15,273
Human Services.....	38,584	38,961	33,289	33,564
Military and Veterans Affairs.....	33,974	35,671	33,526	35,775
State Police.....	64,057	56,987	81,879	21,950
Transportation.....	3,131,729	3,148,161	3,173,153	3,182,712
TOTAL.....	\$ 3,682,515	\$ 3,665,755	\$ 3,649,063	\$ 3,640,599

Forecast of Future Projects

This section contains estimated authorizations (State funds only) for future Capital Budgets from 2021-22 through 2024-25. Amounts in this section are grouped by department, along with the general types of projects involved, and are identified by capital project category.

(Dollar Amounts in Thousands)

FROM CAPITAL FACILITIES BOND FUNDS

Agriculture

PUBLIC IMPROVEMENT PROJECTS: Provides for improvements at the Farm Show Complex and the laboratory.

2021-22 Estimated	2022-23 Estimated	2023-24 Estimated	2024-25 Estimated
----------------------	----------------------	----------------------	----------------------

\$ 28,475	\$ 29,895	\$ 8,992	\$ 19,097
-----------	-----------	----------	-----------

Conservation and Natural Resources

PUBLIC IMPROVEMENT PROJECTS: Provides for construction and renovation of support, day use, camping facilities and utility systems at the state parks; construction of district offices, central garages, radio communications systems and rehabilitation of forest roads in forest districts. Also may include original furniture and equipment authorizations.

55,435	45,997	47,592	52,029
--------	--------	--------	--------

Criminal Justice

PUBLIC IMPROVEMENT PROJECTS: Provides for construction and renovation of administrative, industrial, educational and housing facilities and utilities at the state-owned correctional institutions. Also may include original furniture and equipment authorizations.

40,277	40,015	39,742	40,016
--------	--------	--------	--------

Education

PUBLIC IMPROVEMENT PROJECTS: Provides for construction, expansion, renovation and conversion of classroom and auxiliary buildings, utilities and recreational facilities for the State System of Higher Education, State-Owned Schools and for the State-Related Universities. Also may include original furniture and equipment authorizations.

202,175	178,960	139,019	150,000
---------	---------	---------	---------

Environmental Protection

PUBLIC IMPROVEMENT PROJECTS: Provides for construction and improvement projects to protect the environment and the health and safety of citizens using state lands and waterways. These projects include flood protection construction. Also may include original furniture and equipment authorizations.

21,945	20,001	20,858	22,386
--------	--------	--------	--------

General Services

PUBLIC IMPROVEMENT PROJECTS: Provides for the construction, renovation and improvements to state office buildings and facilities.

22,831	24,635	32,057	35,797
--------	--------	--------	--------

Historical and Museum Commission

PUBLIC IMPROVEMENT PROJECTS: Provides for restoration and renovation of historic facilities, installation of fire and security systems, development of fixed exhibits and miscellaneous building and utility improvements at commonwealth owned museums and historic sites. Also may include original furniture and equipment authorizations.

11,031	14,471	6,956	15,273
--------	--------	-------	--------

Capital Budget

Forecast of Future Projects

(Dollar Amounts in Thousands)

FROM CAPITAL FACILITIES BOND FUNDS (continued)	2021-22 Estimated	2022-23 Estimated	2023-24 Estimated	2024-25 Estimated
Human Services	\$ 38,584	\$ 38,961	\$ 33,289	\$ 33,564
PUBLIC IMPROVEMENT PROJECTS: Provides for construction and renovation of patient buildings, support facilities and utilities at the state institutions for the mentally ill and intellectually disabled, restoration centers and youth development centers. Also may include original furniture and equipment authorizations.				
Military and Veterans Affairs	33,974	35,671	33,526	35,775
PUBLIC IMPROVEMENT PROJECTS: Provides for land acquisition, renovations, additions and replacement at the state armories and veterans' homes. Also may include original furniture and equipment authorizations.				
State Police	64,057	56,987	81,879	21,950
PUBLIC IMPROVEMENT PROJECTS: Provides for renovation, expansion and construction of troop headquarters/station facilities and driver examination facilities. Also may include original furniture and equipment authorizations.				
Transportation	29,029	28,461	25,353	36,612
PUBLIC IMPROVEMENT PROJECTS: Provides for construction of and additions to highway maintenance and district office buildings, driver examination facilities, welcome centers and state-owned airport facilities. Also may include original furniture and equipment authorizations.				
Transportation	175,000	175,000	175,000	175,000
TRANSPORTATION ASSISTANCE PROJECTS: Provides for the purchase/rehabilitation of rolling stock and equipment and for construction/renovation of facilities operated by local mass transportation agencies. Also includes the purchase and improvement of rail lines.				
CAPITAL FACILITIES BOND FUNDS				
Total — Public Improvement Program.....	\$ 547,815	\$ 514,055	\$ 469,263	\$ 462,499
Total — Transportation Assistance Program.....	175,000	175,000	175,000	175,000
SUBTOTAL— CAPITAL FACILITIES BOND FUNDS.....	\$ 722,815	\$ 689,055	\$ 644,263	\$ 637,499

Forecast of Future Projects

(Dollar Amounts in Thousands)

	2021-22 Estimated	2022-23 Estimated	2023-24 Estimated	2024-25 Estimated
FROM CURRENT REVENUES				
Conservation and Natural Resources	\$ 20,000	\$ 20,000	\$ 20,000	\$ 20,000
PUBLIC IMPROVEMENT PROJECTS — KEYSTONE RECREATION, PARK AND CONSERVATION FUND: Provides for the rehabilitation, repair and development of state park and forest facilities which are critical for visitor safety and environmental protection or essential for facility operation.				
Conservation and Natural Resources	12,000	12,000	12,000	12,000
PUBLIC IMPROVEMENT PROJECTS — ENVIRONMENTAL STEWARDSHIP FUND: Provides for the acquisition, rehabilitation and development of open space, forests, parks and scenic environments.				
Transportation	2,927,700	2,944,700	2,972,800	2,971,100
HIGHWAY PROJECTS — MOTOR LICENSE FUND: Provides for the purchase of right-of-way, construction, and reconstruction of highways and bridges on the commonwealth road system and major federally designated safety projects.				
CURRENT REVENUES				
Total – Public Improvement Program.....	\$ 32,000	\$ 32,000	\$ 32,000	\$ 32,000
Total – Highway Program.....	2,927,700	2,944,700	2,972,800	2,971,100
SUBTOTAL – CURRENT REVENUES.....	\$ 2,959,700	\$ 2,976,700	\$ 3,004,800	\$ 3,003,100
TOTAL – ALL PROGRAMS.....	\$ 3,682,515	\$ 3,665,755	\$ 3,649,063	\$ 3,640,599

ESTIMATED CAPITAL PROJECT EXPENDITURES BY DEPARTMENT

This table provides a summary of total estimated capital expenditures for state funds by department.

(Dollar Amounts in Thousands)

Department	2020-21 Estimated	2021-22 Estimated	2022-23 Estimated	2023-24 Estimated	2024-25 Estimated
Agriculture.....	\$ 33,142	\$ 28,475	\$ 29,895	\$ 8,992	\$ 19,097
Conservation and Natural Resources.....	57,276	55,435	45,997	47,592	52,029
Community and Economic Development.....	275,000	275,000	275,000	275,000	275,000
Criminal Justice.....	41,028	40,277	40,015	39,742	40,016
Education.....	189,080	202,175	178,960	139,019	150,000
Environmental Protection.....	25,456	21,945	20,001	20,858	22,386
General Services.....	37,486	22,831	24,635	32,057	35,797
Historical and Museum Commission.....	17,678	11,031	14,471	6,956	15,273
Human Services.....	38,495	38,584	38,961	33,289	33,564
Military and Veterans Affairs.....	34,659	33,974	35,671	33,526	35,775
State Police.....	51,543	64,057	56,987	81,879	21,950
Transportation.....	5,008,843	3,131,729	3,148,161	3,173,153	3,182,712
TOTAL - ALL STATE FUNDS.....	\$ 5,809,686	\$ 3,925,515	\$ 3,908,755	\$ 3,892,063	\$ 3,883,599

Estimate of Capital Expenditures

This table provides estimated capital expenditures by department for currently authorized capital projects, projects recommended in this budget and potential future authorizations.

(Dollar Amounts in Thousands)

	<u>2020-21 Estimated</u>	<u>2021-22 Estimated</u>	<u>2022-23 Estimated</u>	<u>2023-24 Estimated</u>	<u>2024-25 Estimated</u>
CAPITAL FACILITIES BOND FUNDS					
Agriculture					
Public Improvement Projects					
Projects in proposed budget Budget					
Buildings and Structures.....	\$ 33,142	\$ 0	\$ 0	\$ 0	\$ 0
Furniture and Equipment.....	0	0	0	0	0
Future Projects					
Buildings and Structures.....	0	28,475	29,895	8,992	19,097
Furniture and Equipment.....	0	0	0	0	0
TOTAL - AGRICULTURE.....	<u>\$ 33,142</u>	<u>\$ 28,475</u>	<u>\$ 29,895</u>	<u>\$ 8,992</u>	<u>\$ 19,097</u>
Conservation and Natural Resources					
Public Improvement Projects					
Projects in proposed budget Budget					
Buildings and Structures.....	\$ 27,966	\$ 0	\$ 0	\$ 0	\$ 0
Furniture and Equipment.....	0	0	0	0	0
Future Projects					
Buildings and Structures.....	0	23,435	13,997	15,592	20,029
Furniture and Equipment.....	0	0	0	0	0
TOTAL - CONSERVATION AND NATURAL RESOURCES.....	<u>\$ 27,966</u>	<u>\$ 23,435</u>	<u>\$ 13,997</u>	<u>\$ 15,592</u>	<u>\$ 20,029</u>
Community and Economic Development					
Public Improvement Projects					
Projects in proposed budget Budget					
Buildings and Structures.....	\$ 0	\$ 0	\$ 0	\$ 0	\$ 0
Furniture and Equipment.....	0	0	0	0	0
Future Projects					
Buildings and Structures.....	0	0	0	0	0
Furniture and Equipment.....	0	0	0	0	0
Subtotal.....	<u>\$ 0</u>	<u>\$ 0</u>	<u>\$ 0</u>	<u>\$ 0</u>	<u>\$ 0</u>
Redevelopment Assistance Projects					
Projects Currently Authorized					
Acquisition and Construction.....	<u>\$ 275,000</u>	<u>\$ 275,000</u>	<u>\$ 275,000</u>	<u>\$ 275,000</u>	<u>\$ 275,000</u>
TOTAL - COMMUNITY AND ECONOMIC DEVELOPMENT.....	<u>\$ 275,000</u>	<u>\$ 275,000</u>	<u>\$ 275,000</u>	<u>\$ 275,000</u>	<u>\$ 275,000</u>

Estimate of Capital Expenditures

(Dollar Amounts in Thousands)

	<u>2020-21</u> <u>Estimated</u>	<u>2021-22</u> <u>Estimated</u>	<u>2022-23</u> <u>Estimated</u>	<u>2023-24</u> <u>Estimated</u>	<u>2024-25</u> <u>Estimated</u>
Criminal Justice					
Public Improvement Projects					
Projects in proposed budget Budget					
Buildings and Structures.....	\$ 41,028	\$ 0	\$ 0	\$ 0	\$ 0
Furniture and Equipment.....	0	0	0	0	0
Future Projects					
Buildings and Structures.....	0	40,277	40,015	39,742	40,016
Furniture and Equipment.....	0	0	0	0	0
TOTAL CRIMINAL JUSTICE.....	<u>\$ 41,028</u>	<u>\$ 40,277</u>	<u>\$ 40,015</u>	<u>\$ 39,742</u>	<u>\$ 40,016</u>
Education					
Public Improvement Projects					
Projects in proposed budget Budget					
Buildings and Structures.....	\$ 189,080	\$ 0	\$ 0	\$ 0	\$ 0
Furniture and Equipment.....	0	0	0	0	0
Future Projects					
Buildings and Structures.....	0	202,175	178,960	139,019	150,000
Furniture and Equipment.....	0	0	0	0	0
TOTAL - EDUCATION.....	<u>\$ 189,080</u>	<u>\$ 202,175</u>	<u>\$ 178,960</u>	<u>\$ 139,019</u>	<u>\$ 150,000</u>
Environmental Protection					
Public Improvement Projects					
Projects in proposed budget Budget					
Buildings and Structures.....	\$ 25,456	\$ 0	\$ 0	\$ 0	\$ 0
Furniture and Equipment.....	0	0	0	0	0
Future Projects					
Buildings and Structures.....	0	21,195	18,351	20,808	22,386
Furniture and Equipment.....	0	0	0	0	0
Subtotal	<u>\$ 25,456</u>	<u>\$ 21,195</u>	<u>\$ 18,351</u>	<u>\$ 20,808</u>	<u>\$ 22,386</u>
Flood Control Projects					
Projects in proposed budget Budget					
Structures and Improvements.....	0	0	0	0	0
Future Projects					
Structures and Improvements.....	0	750	1,650	50	0
Subtotal	<u>\$ 0</u>	<u>\$ 750</u>	<u>\$ 1,650</u>	<u>\$ 50</u>	<u>\$ 0</u>
TOTAL - ENVIRONMENTAL PROTECTION.....	<u>\$ 25,456</u>	<u>\$ 21,945</u>	<u>\$ 20,001</u>	<u>\$ 20,858</u>	<u>\$ 22,386</u>
General Services					
Public Improvement Projects					
Projects in proposed budget Budget					
Buildings and Structures.....	\$ 37,486	\$ 0	\$ 0	\$ 0	\$ 0
Furniture and Equipment.....	0	0	0	0	0
Future Projects					
Buildings and Structures.....	0	22,831	24,635	32,057	35,797
Furniture and Equipment.....	0	0	0	0	0
TOTAL - GENERAL SERVICES.....	<u>\$ 37,486</u>	<u>\$ 22,831</u>	<u>\$ 24,635</u>	<u>\$ 32,057</u>	<u>\$ 35,797</u>

Estimate of Capital Expenditures

(Dollar Amounts in Thousands)

	2020-21 Estimated	2021-22 Estimated	2022-23 Estimated	2023-24 Estimated	2024-25 Estimated
Historical and Museum Commission					
Public Improvement Projects					
Projects in proposed budget Budget					
Buildings and Structures.....	\$ 17,678	\$ 0	\$ 0	\$ 0	\$ 0
Furniture and Equipment.....	0	0	0	0	0
Future Projects					
Buildings and Structures.....	0	11,031	14,471	6,956	15,273
Furniture and Equipment.....	0	0	0	0	0
TOTAL - HISTORICAL AND MUSEUM	\$ 17,678	\$ 11,031	\$ 14,471	\$ 6,956	\$ 15,273
Human Services					
Public Improvement Projects					
Projects in proposed budget Budget					
Buildings and Structures.....	\$ 38,495	\$ 0	\$ 0	\$ 0	\$ 0
Furniture and Equipment.....	0	0	0	0	0
Future Projects					
Buildings and Structures.....	0	38,584	38,961	33,289	33,564
Furniture and Equipment.....	0	0	0	0	0
TOTAL - HUMAN SERVICES.....	\$ 38,495	\$ 38,584	\$ 38,961	\$ 33,289	\$ 33,564
Military and Veterans Affairs					
Public Improvement Projects					
Projects in proposed budget Budget					
Buildings and Structures.....	\$ 34,659	\$ 0	\$ 0	\$ 0	\$ 0
Furniture and Equipment.....	0	0	0	0	0
Future Projects					
Buildings and Structures.....	0	33,974	35,671	33,526	35,775
Furniture and Equipment.....	0	0	0	0	0
TOTAL - MILITARY AND VETERANS AFFAIRS.....	\$ 34,659	\$ 33,974	\$ 35,671	\$ 33,526	\$ 35,775
State Police					
Public Improvement Projects					
Projects in proposed budget Budget					
Buildings and Structures.....	\$ 51,543	\$ 0	\$ 0	\$ 0	\$ 0
Furniture and Equipment.....	0	0	0	0	0
Future Projects					
Buildings and Structures.....	0	64,057	56,987	81,879	21,950
Furniture and Equipment.....	0	0	0	0	0
TOTAL - STATE POLICE	\$ 51,543	\$ 64,057	\$ 56,987	\$ 81,879	\$ 21,950
Transportation					
Public Improvement Projects					
Projects in proposed budget Budget					
Buildings and Structures.....	\$ 40,585	\$ 0	\$ 0	\$ 0	\$ 0
Furniture and Equipment.....	65,800	0	0	0	0
Future Projects					
Buildings and Structures.....	0	29,029	28,461	25,353	36,612
Furniture and Equipment.....	0	0	0	0	0
Subtotal.....	\$ 106,385	\$ 29,029	\$ 28,461	\$ 25,353	\$ 36,612

Estimate of Capital Expenditures

(Dollar Amounts in Thousands)

	<u>2020-21</u> <u>Estimated</u>	<u>2021-22</u> <u>Estimated</u>	<u>2022-23</u> <u>Estimated</u>	<u>2023-24</u> <u>Estimated</u>	<u>2024-25</u> <u>Estimated</u>
Transportation (continued)					
Transportation Assistance Projects					
Projects in proposed budget Budget					
Mass Transit, Rail and Air.....	\$ 175,000	\$ 0	\$ 0	\$ 0	\$ 0
Future Projects					
Mass Transit, Rail and Air.....	0	175,000	175,000	175,000	175,000
Subtotal.....	<u>\$ 175,000</u>	<u>\$ 175,000</u>	<u>\$ 175,000</u>	<u>\$ 175,000</u>	<u>\$ 175,000</u>
TOTAL - TRANSPORTATION.....	<u>\$ 281,385</u>	<u>\$ 204,029</u>	<u>\$ 203,461</u>	<u>\$ 200,353</u>	<u>\$ 211,612</u>
TOTAL - CAPITAL FACILITIES BOND FUNDS					
Public Improvement Projects					
Buildings and Structures.....	\$ 537,118	\$ 515,065	\$ 480,405	\$ 437,213	\$ 430,499
Furniture and Equipment.....	65,800	0	0	0	0
Redevelopment Assistance Projects					
Acquisition and Construction.....	275,000	275,000	275,000	275,000	275,000
Flood Control Projects					
Structures and Improvements.....	0	750	1,650	50	0
Transportation Assistance Projects.....					
Mass Transit, Rail and Air.....	175,000	175,000	175,000	175,000	175,000
TOTAL.....	<u>\$ 1,052,918</u>	<u>\$ 965,815</u>	<u>\$ 932,055</u>	<u>\$ 887,263</u>	<u>\$ 880,499</u>
CURRENT REVENUES					
KEYSTONE RECREATION, PARK AND CONSERVATION FUND					
Conservation and Natural Resources					
Keystone Recreation, Park and Conservation Projects - Acquisition, Improvements and Restoration.....					
Projects in proposed budget Budget					
Projects in proposed budget Budget	\$ 18,075	\$ 0	\$ 0	\$ 0	\$ 0
Future Projects					
Future Projects	0	20,000	20,000	20,000	20,000
Subtotal.....	<u>\$ 18,075</u>	<u>\$ 20,000</u>	<u>\$ 20,000</u>	<u>\$ 20,000</u>	<u>\$ 20,000</u>
ENVIRONMENTAL STEWARDSHIP FUND					
Conservation and Natural Resources					
Environmental Stewardship Projects - Acquisition, Rehabilitation and Development					
Projects in proposed budget Budget					
Projects in proposed budget Budget	\$ 11,235	\$ 0	\$ 0	\$ 0	\$ 0
Future Projects					
Future Projects	0	12,000	12,000	12,000	12,000
Subtotal.....	<u>\$ 11,235</u>	<u>\$ 12,000</u>	<u>\$ 12,000</u>	<u>\$ 12,000</u>	<u>\$ 12,000</u>
TOTAL - CONSERVATION AND NATURAL RESOURCES.....	<u>\$ 29,310</u>	<u>\$ 32,000</u>	<u>\$ 32,000</u>	<u>\$ 32,000</u>	<u>\$ 32,000</u>

Estimate of Capital Expenditures

(Dollar Amounts in Thousands)

	<u>2020-21</u> <u>Estimated</u>	<u>2021-22</u> <u>Estimated</u>	<u>2022-23</u> <u>Estimated</u>	<u>2023-24</u> <u>Estimated</u>	<u>2024-25</u> <u>Estimated</u>
Transportation (continued)					
MOTOR LICENSE FUND					
Transportation					
Highway and Bridge Projects					
Projects in proposed budget Budget	\$ 4,727,458	\$ 0	\$ 0	\$ 0	\$ 0
Future Projects	0	2,927,700	2,944,700	2,972,800	2,971,100
TOTAL - TRANSPORTATION.....	<u>\$ 4,727,458</u>	<u>\$ 2,927,700</u>	<u>\$ 2,944,700</u>	<u>\$ 2,972,800</u>	<u>\$ 2,971,100</u>
TOTAL - CURRENT REVENUES					
Acquisition, Improvement and Restoration Projects					
Keystone Recreation, Park and Conservation Fund.....	\$ 18,075	\$ 20,000	\$ 20,000	\$ 20,000	\$ 20,000
Acquisition, Rehabilitation and Development Projects					
Environmental Stewardship Fund.....	11,235	12,000	12,000	12,000	12,000
Highway and Bridge Projects					
Motor License Fund	4,727,458	2,927,700	2,944,700	2,972,800	2,971,100
TOTAL - CURRENT REVENUES.....	<u>\$ 4,756,768</u>	<u>\$ 2,959,700</u>	<u>\$ 2,976,700</u>	<u>\$ 3,004,800</u>	<u>\$ 3,003,100</u>
TOTAL - ALL STATE FUNDS.....	<u>\$ 5,809,686</u>	<u>\$ 3,925,515</u>	<u>\$ 3,908,755</u>	<u>\$ 3,892,063</u>	<u>\$ 3,883,599</u>

Totals may not add due to rounding.



Commonwealth of Pennsylvania

Governor's Executive Budget

PUBLIC DEBT

This section presents data on the debt obligations of the commonwealth. Debt financing is used by the commonwealth to finance its capital programs, finance voter-approved bond referendums, and fund certain disaster relief programs. Most long-term financing by the commonwealth is provided by the issuance of general obligation debt. Appropriation-backed debt has been used in limited instances for capital purposes. Data on such debt is included in this presentation only in the calculation of the debt ratios shown.

The Commonwealth Constitution permits debt to be issued for (i) capital projects in approved capital budgets; (ii) purposes approved by voter referendum; and (iii) response to disasters. The following items are guidelines the commonwealth follows in executing its capital and other debt financing activities:

- Referenda to authorize additional debt should be submitted to the voters only for critical needs when sufficient other resources are not available.
- The general obligation pledge of the commonwealth is the preferred source of security for commonwealth debt.
- A moral obligation pledge of the commonwealth should not be given beyond those already given.
- Revenue pledges are to be used only by independent agencies and authorities that cannot pledge the commonwealth's general obligation.
- Lease revenue debt should be used only when budgetary restraints prohibit current revenue funding for assets that are infrequently obtained and do not meet capital project definitions.
- Debt should be structured to mature within the useful life of the projects being financed.
- All long-term financing should be sold by competitive bid.
- Short-term borrowing should not comprise a majority of outstanding debt.
- Debt service paid by the General Fund should not exceed five percent of revenues.
- Capital projects addressing health, safety and public protection receive top priority for activation. New construction projects have the lowest priority.
- Highway capital projects should be funded from current revenues of the Motor License Fund.

– THIS PAGE INTENTIONALLY LEFT BLANK –

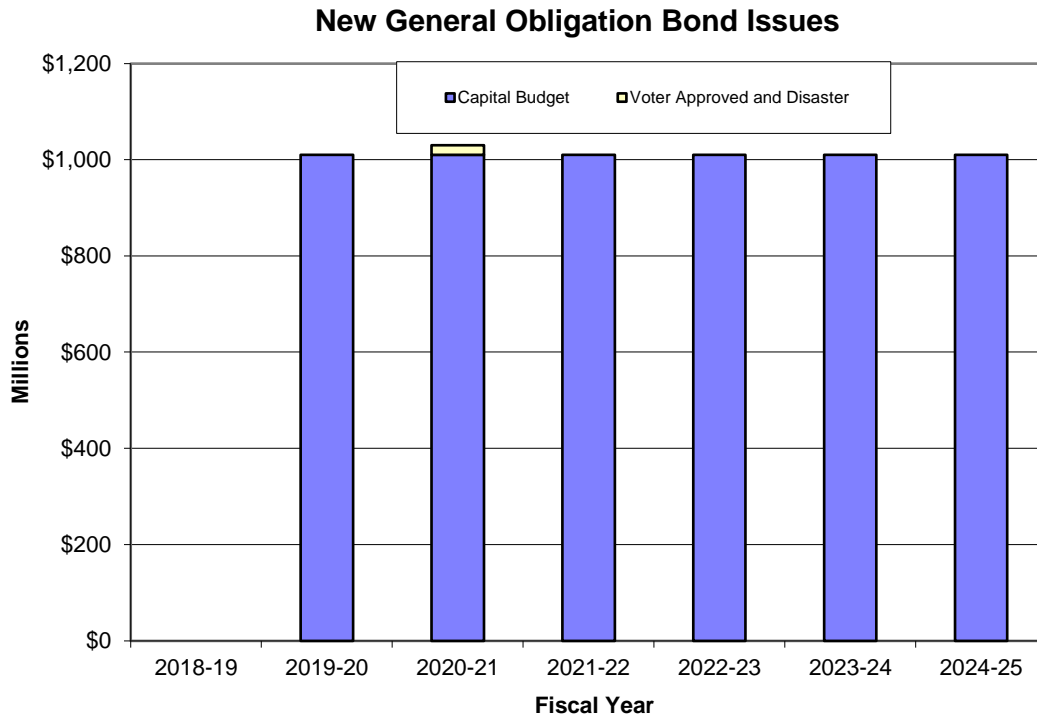
DEBT AUTHORIZED, ISSUED AND OUTSTANDING

The following statement reflects the debt of the commonwealth as of December 31, 2019. Issues for which all authorized debt has been previously issued and for which said debt has been completely redeemed are not included. The Constitution permits capital budget debt to be issued without voter approval but subject to a debt limit. Except for debt issued for disaster recovery purposes, all other debt requires voter approval.

	(Dollar Amounts in Thousands)		
	Total Debt Authorized	Original Debt Issued	Debt Outstanding
Debt Subject to Constitutional Limit			
Capital Budget.....	\$ 161,490,365	\$ 27,405,955	\$ 6,360,280
Capital Budget Refunding Bonds Outstanding.....	NA	NA	3,760,205
Less: Capital Debt Fund Balance.....	NA	NA	-454
Subtotal.....	<u>\$ 161,490,365</u>	<u>\$ 27,405,955</u>	<u>\$ 10,120,031</u>
Debt Not Subject to Constitutional Limit - Voter Approved and Disaster			
Disaster Relief.....	\$ 192,708	\$ 170,800	\$ 0
Disaster Relief 1996.....	110,000	26,000	0
Economic Revitalization.....	190,000	176,000	0
Land and Water Development.....	500,000	499,700	0
Vietnam Veterans' Compensation.....	65,000	62,000	0
Volunteer Companies Loan.....	100,000	50,000	0
Water Facilities - 1981 Referendum.....	300,000	288,500	0
PENNVEST- 1988 & 1992 Referenda.....	650,000	634,000	65,500
PENNVEST- 2008 Referendum.....	400,000	380,400	78,570
Local Criminal Justice.....	200,000	197,000	0
Nursing Home Loans.....	100,000	69,000	0
Water Supply and Wastewater Infrastructure.....	250,000	250,000	31,900
Growing Greener.....	625,000	625,000	142,040
Persian Gulf Conflict Veterans' Compensation.....	20,000	7,000	0
Refunding Bonds Outstanding.....	NA	NA	634,955
Less: Non-capital Sinking Fund Balances.....	NA	NA	-17,253
Subtotal.....	<u>\$ 3,702,708</u>	<u>\$ 3,435,400</u>	<u>\$ 935,712</u>
TOTAL.....	<u>\$ 165,193,073</u>	<u>\$ 30,841,355</u>	<u>\$ 11,055,743</u>

GENERAL OBLIGATION BOND ISSUES 2018-19 Through 2024-25

This table shows the projected amount of general obligation bonds of the commonwealth to be issued during the prior and current fiscal year and the subsequent five fiscal years based on current projects. Refunding bonds are not included in the data.



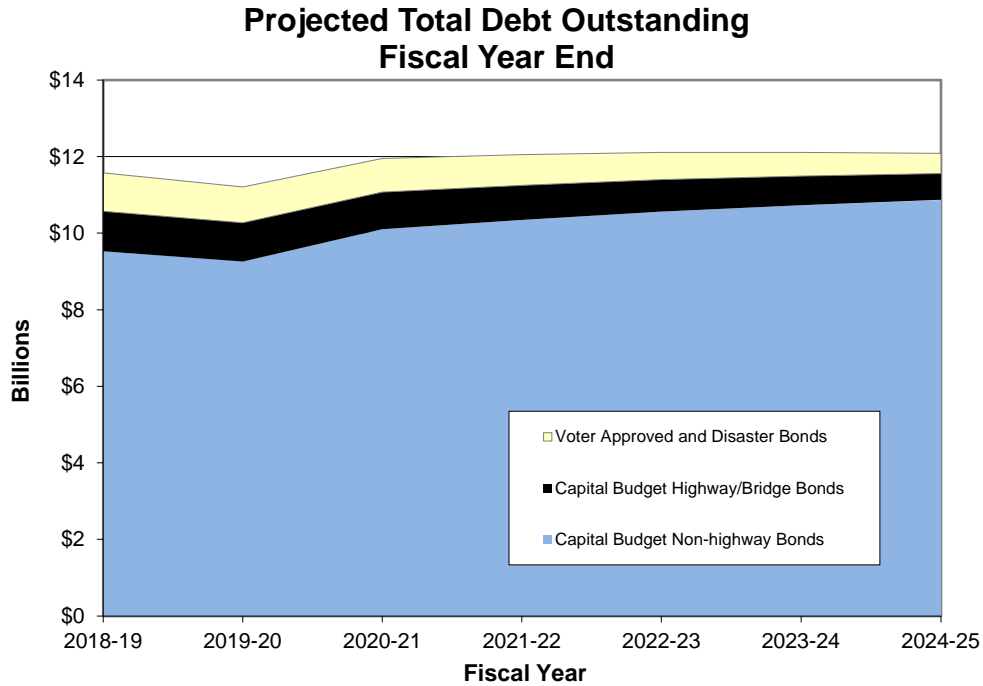
(Dollar Amounts in Thousands)

	2018-19 Actual	2019-20 Estimated*	2020-21 Budget	2021-22 Estimated	2022-23 Estimated	2023-24 Estimated	2024-25 Estimated
General Obligation Bond Issues							
Capital Budget							
Buildings and Structures.....	\$ 0	\$ 550,000	\$ 550,000	\$ 550,000	\$ 550,000	\$ 550,000	\$ 550,000
Flood Control.....	0	0	0	0	0	0	0
Furnishings and Equipment.....	0	10,000	10,000	10,000	10,000	10,000	10,000
Redevelopment Assistance.....	0	275,000	275,000	275,000	275,000	275,000	275,000
Transportation Assistance.....	0	175,000	175,000	175,000	175,000	175,000	175,000
Bridge Projects.....	0	0	0	0	0	0	0
Subtotal.....	\$ 0	\$ 1,010,000	\$ 1,010,000	\$ 1,010,000	\$ 1,010,000	\$ 1,010,000	\$ 1,010,000
Voter Approved and Disaster							
PENNVEST -- 1988, 1992 & 2008 Ref.....	\$ 0	\$ 0	\$ 19,600	\$ 0	\$ 0	\$ 0	\$ 0
Water and Wastewater Referendum.....	0	0	0	0	0	0	0
Growing Greener Referendum.....	0	0	0	0	0	0	0
Subtotal.....	\$ 0	\$ 0	\$ 19,600	\$ 0	\$ 0	\$ 0	\$ 0
TOTAL.....	\$ 0	\$ 1,010,000	\$ 1,029,600	\$ 1,010,000	\$ 1,010,000	\$ 1,010,000	\$ 1,010,000

* As of the date of this publication, no Capital Budget Bill has been passed.

GENERAL OBLIGATION DEBT OUTSTANDING 2018-19 Through 2024-25

Outstanding debt of the commonwealth is projected using the proposed bond issuance contained in this budget and encompasses all general obligation debt. Sinking fund balances are excluded. Only capital budget debt is subject to the constitutional debt limit [Article VIII, Section 7(a)(4)].

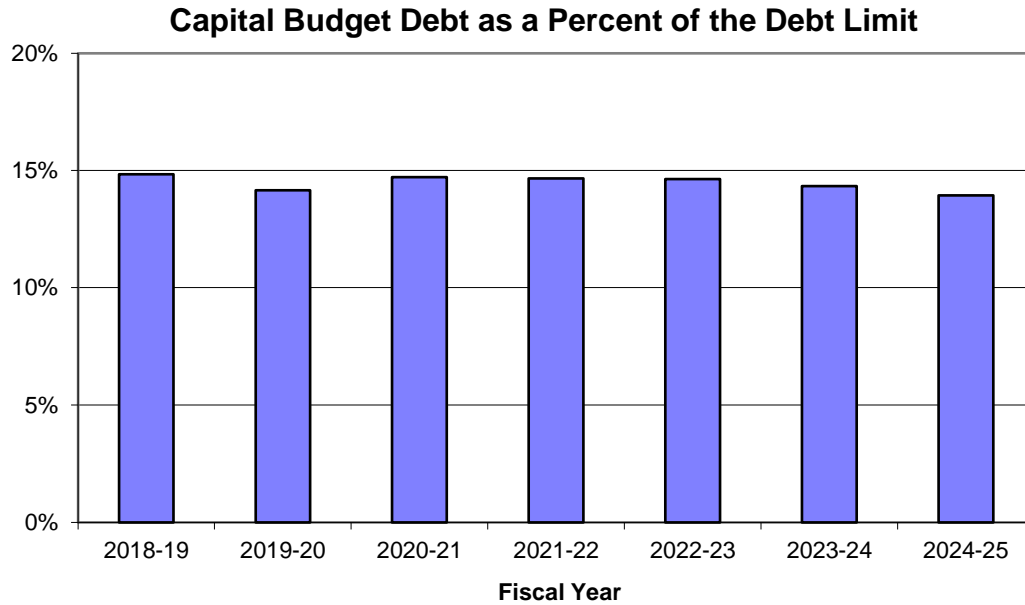


(Dollar Amounts in Thousands)

	2018-19 Actual	2019-20 Estimated	2020-21 Budget	2021-22 Estimated	2022-23 Estimated	2023-24 Estimated	2024-25 Estimated
Fiscal Year End Debt Outstanding							
Capital Budget Non-Highway Bonds.....	\$ 9,521,811	\$ 9,265,500	\$10,105,989	\$ 10,347,469	\$ 10,564,639	\$ 10,727,077	\$ 10,870,104
Capital Budget Highway/Bridge Bonds..	1,052,576	1,010,005	964,219	900,945	833,957	762,712	687,135
Voter Approved and Disaster Bonds.....	998,339	929,475	877,623	798,739	713,506	622,710	529,297
TOTAL.....	\$ 11,572,725	\$ 11,204,980	\$11,947,831	\$ 12,047,153	\$ 12,112,102	\$ 12,112,499	\$ 12,086,536

CONSTITUTIONAL DEBT LIMIT 2018-19 Through 2024-25

The state constitution limits outstanding capital budget debt to 1.75 times the average tax revenues during the previous five (5) fiscal years. Voter approved and disaster relief debt are not subject to the constitutional debt limit. The table and chart below present actual data for one fiscal year and current projections for six fiscal years.



(Dollar Amounts in Thousands)

	2018-19	2019-20	2020-21	2021-22	2022-23	2023-24	2024-25
	Actual	Estimated	Budget	Estimated	Estimated	Estimated	Estimated

Debt Limit Projection

Capital Budget Debt Subject to Constitutional Debt Limit:

Outstanding Debt

Beginning of Fiscal Year*	\$ 11,380,728	\$ 10,574,173	\$ 10,275,291	\$ 11,069,994	\$ 11,248,199	\$ 11,398,381	\$ 11,489,574
Debt to be Issued**	716,575	450,000	1,560,000	1,010,000	1,010,000	1,010,000	1,010,000
Debt to be Retired***	-1,523,130	-748,882	-765,297	-831,795	-859,818	-918,807	-942,551

Outstanding Debt

End of Fiscal Year*	\$ 10,574,173	\$ 10,275,291	\$ 11,069,994	\$ 11,248,199	\$ 11,398,381	\$ 11,489,574	\$ 11,557,023
---------------------	---------------	---------------	---------------	---------------	---------------	---------------	---------------

Debt Limit (from below)	71,292,573	72,585,520	75,281,456	76,728,969	77,886,639	80,164,355	82,944,427
Capital Budget Debt as a percent of Debt Limit	14.8%	14.2%	14.7%	14.7%	14.6%	14.3%	13.9%

Calculation of Debt Limit:

Average Tax Revenues

Previous Five Years	\$ 40,738,613	\$ 41,477,440	\$ 43,017,975	\$ 43,845,125	\$ 44,506,651	\$ 45,808,203	\$ 47,396,815
Debt Limit (1.75 times revenues)	71,292,573	72,585,520	75,281,456	76,728,969	77,886,639	80,164,355	82,944,427

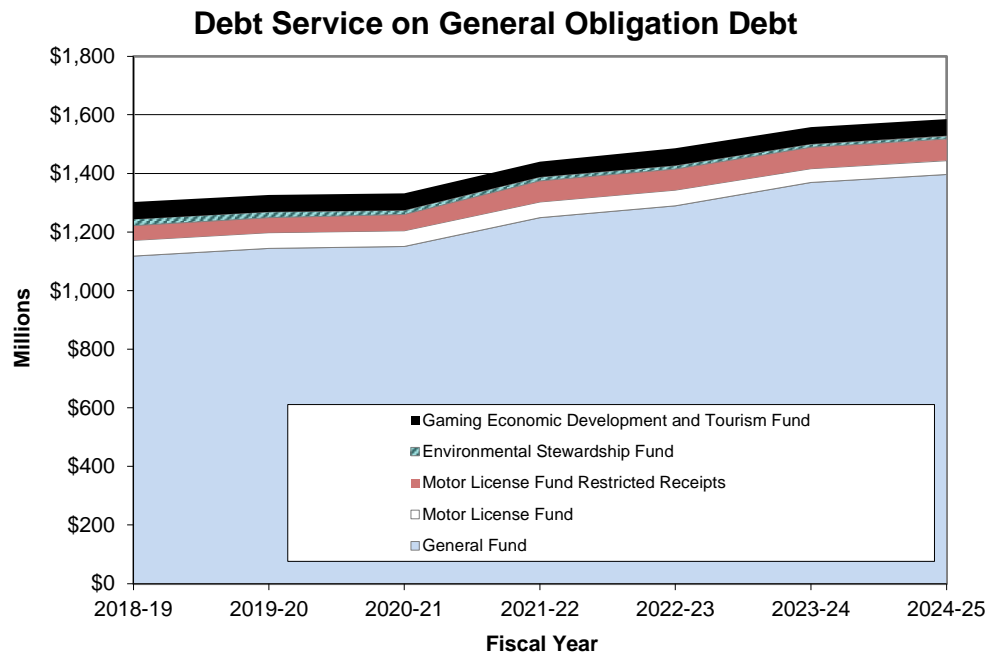
* Actual year amount is net of June 30 Capital Debt Fund balance.

** Actual year amount includes refunding bonds of \$716,575,000.

*** Actual year amount includes \$822,830,000 in bonds refunded.

DEBT SERVICE ON GENERAL OBLIGATION DEBT 2018-19 Through 2024-25

This table shows the estimated net debt service payable by the commonwealth on currently outstanding general obligation bonds and on projected general obligation bond issues.



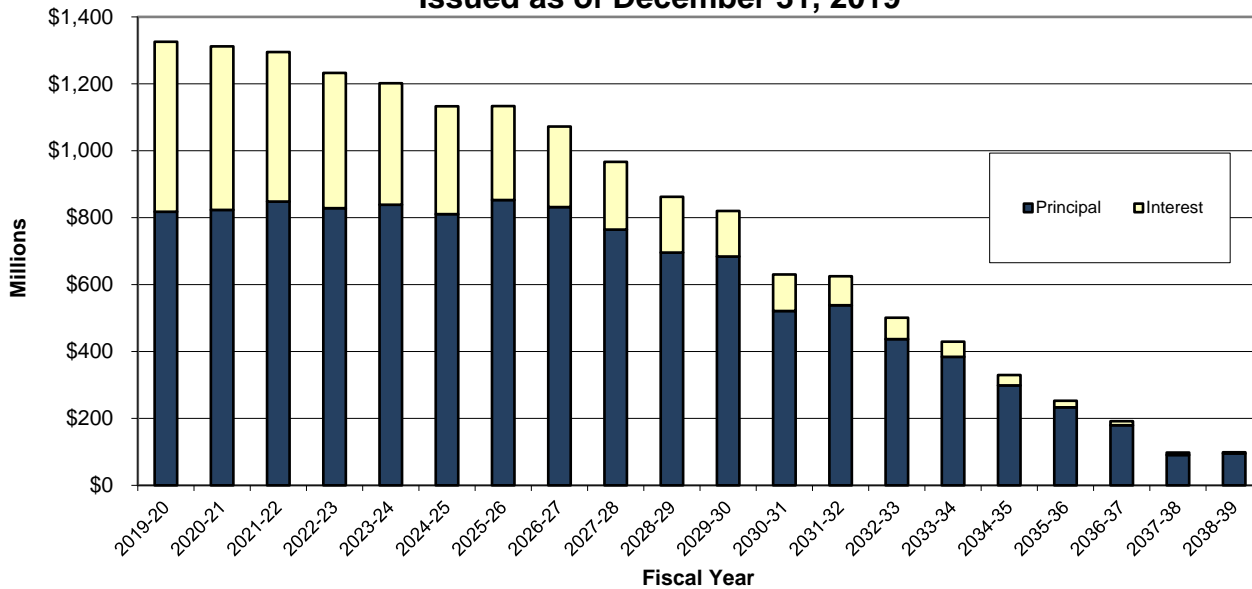
	(Dollar Amounts in Thousands)						
	2018-19 Actual	2019-20 Estimated	2020-21 Budget	2021-22 Estimated	2022-23 Estimated	2023-24 Estimated	2024-25 Estimated
General Fund							
Capital Budget Non-Highway.....	\$ 1,091,991	\$1,126,933	\$1,136,147	\$ 1,233,190	\$1,280,403	\$1,360,764	\$ 1,389,375
Voter Approved and Disaster.....	26,007	17,067	13,853	15,408	8,741	7,835	7,199
Subtotal.....	<u>\$ 1,117,998</u>	<u>\$1,144,000</u>	<u>\$1,150,000</u>	<u>\$ 1,248,598</u>	<u>\$1,289,144</u>	<u>\$1,368,599</u>	<u>\$ 1,396,574</u>
Environmental Stewardship Fund							
Growing Greener II.....	\$ 21,706	\$ 20,000	\$ 13,782	\$ 13,795	\$ 12,605	\$ 10,826	\$ 10,874
Gaming Economic Development and Tourism Fund							
Pennsylvania Convention Center.....	\$ 58,000	\$ 58,000	\$ 58,000	\$ 51,800	\$ 58,000	\$ 58,000	\$ 58,000
Motor License Fund*							
Capital Budget -- Highways.....	\$ 35,619	\$ 35,661	\$ 35,736	\$ 35,779	\$ 35,826	\$ 35,873	\$ 35,920
Capital Budget.....	17,815	17,748	17,859	18,266	17,877	11,799	11,593
Subtotal.....	<u>\$ 53,434</u>	<u>\$ 53,409</u>	<u>\$ 53,595</u>	<u>\$ 54,045</u>	<u>\$ 53,703</u>	<u>\$ 47,672</u>	<u>\$ 47,513</u>
Motor License Fund Restricted Rec.							
Highway Bridge Improvement -- Cap. Bdgt....	51,054	51,156	56,565	71,369	71,862	72,713	73,099
TOTAL.....	<u><u>\$ 1,302,193</u></u>	<u><u>\$1,326,565</u></u>	<u><u>\$1,331,942</u></u>	<u><u>\$ 1,439,607</u></u>	<u><u>\$1,485,314</u></u>	<u><u>\$1,557,810</u></u>	<u><u>\$ 1,586,060</u></u>

*Build America Bond subsidies transferred to the Motor License Fund (not netted out).

ANNUAL DEBT SERVICE ON OUTSTANDING GENERAL OBLIGATION BONDS Bonds Issued as of December 31, 2019

Fiscal year principal and interest payments on general obligation bonds issued as of the end of calendar year 2018 are shown in the table below. Debt service on projected bond issues is excluded from this data.

Principal and Interest on Outstanding Bonds Issued as of December 31, 2019



General Obligation Bond Annual Debt Service

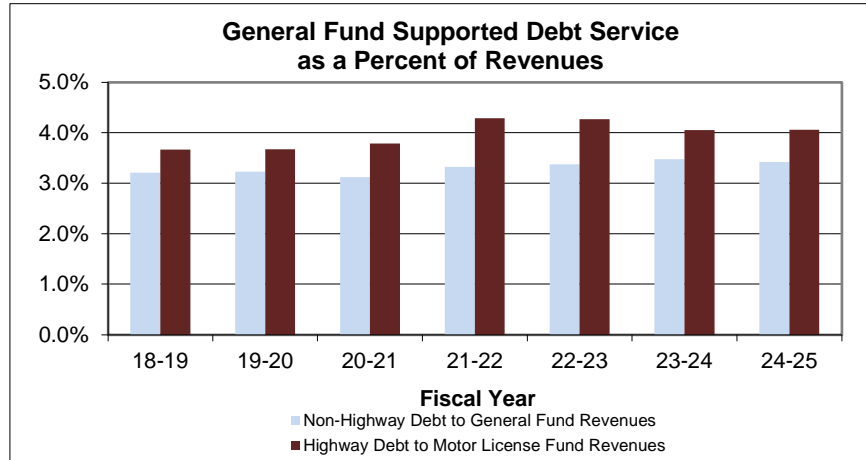
(Dollar Amounts in Thousands)

Fiscal Year	Capital Budget (Non-highway)			Capital Budget (Highway)			Voter Approved and Disaster			Grand
	Principal	Interest	Total	Principal	Interest	Total	Principal	Interest	Total	Total
2019-20	\$ 706,311	\$ 421,026	\$ 1,127,337	\$ 42,571	\$ 44,245	\$ 86,816	\$ 68,864	\$ 42,685	\$ 111,549	\$ 1,325,701
2020-21	705,902	399,031	1,104,933	45,786	46,513	92,299	71,452	43,168	114,620	1,311,853
2021-22	706,559	363,567	1,070,126	63,275	43,871	107,146	78,292	39,393	117,684	1,294,956
2022-23	676,771	328,173	1,004,944	66,988	40,699	107,687	84,611	35,392	120,003	1,232,634
2023-24	677,249	294,686	971,935	71,245	37,339	108,584	90,142	31,041	121,182	1,201,701
2024-25	642,245	262,386	904,631	75,578	33,440	109,018	92,728	26,542	119,269	1,132,918
2025-26	676,009	229,324	905,333	78,432	29,633	108,065	98,279	21,712	119,991	1,133,389
2026-27	651,361	197,578	848,939	85,643	26,067	111,710	94,626	17,073	111,699	1,072,348
2027-28	597,726	167,511	765,237	90,506	21,921	112,427	76,099	12,905	89,003	966,668
2028-29	545,377	139,753	685,130	87,006	17,429	104,435	63,197	9,530	72,727	862,292
2029-30	535,716	115,922	651,638	84,638	13,211	97,849	63,601	6,867	70,468	819,955
2030-31	432,565	94,646	527,211	52,280	9,928	62,208	36,300	4,518	40,818	630,237
2031-32	455,321	75,978	531,299	50,858	7,826	58,684	31,961	2,978	34,939	624,922
2032-33	374,480	56,378	430,858	43,253	5,661	48,913	19,313	1,881	21,193	500,964
2033-34	337,654	40,490	378,144	38,427	3,854	42,281	7,924	1,096	9,020	429,445
2034-35	255,664	27,918	283,582	37,109	2,322	39,431	5,903	756	6,659	329,672
2035-36	187,986	18,026	206,012	38,984	1,079	40,063	6,200	520	6,720	252,796
2036-37	176,020	11,729	187,749	0	0	0	3,685	332	4,017	191,766
2037-38	87,610	7,003	94,613	0	0	0	3,150	202	3,352	97,964
2038-39	93,285	3,498	96,783	0	0	0	2,015	76	2,091	98,874

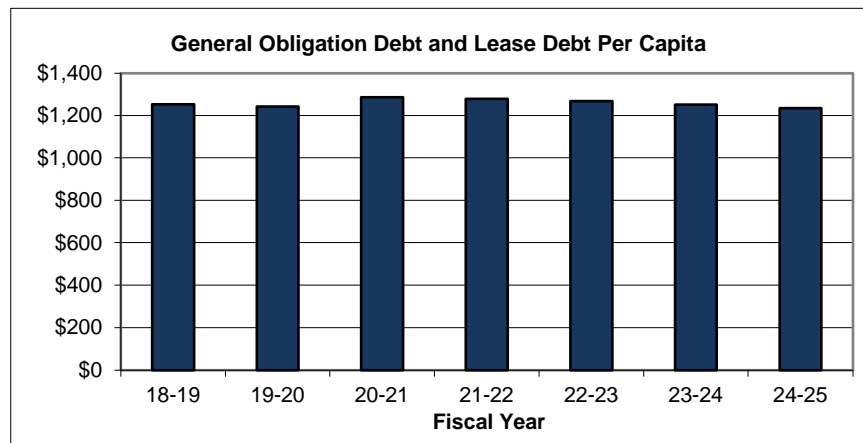
TRENDS IN DEBT SERVICE AND DEBT RATIOS 2018-19 Through 2024-25

The charts portray projections for indicators of the cost of projected annual debt service and the burden of projected debt outstanding. Debt service and outstanding debt includes general obligation debt and debt secured by lease rental payments or operating subsidies from various commonwealth departments.

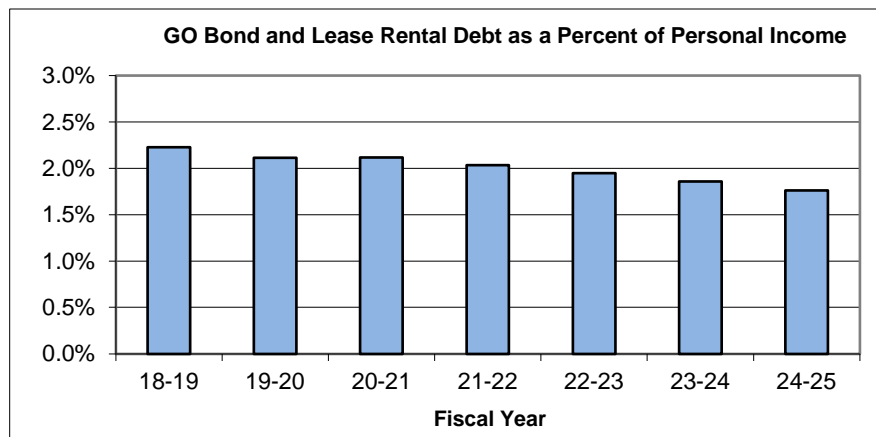
General Fund debt service as a percent of revenues remains below Standard & Poors criteria of 5% for issuers considered to have a "low debt burden."



Per capita debt levels remain relatively low, although the lack of population growth in the commonwealth affects per capita levels.



Growing personal income keeps the planned bond issuance affordable.



OUTSTANDING INDEBTEDNESS OF PENNSYLVANIA AGENCIES AND AUTHORITIES

The indebtedness of the following agencies and authorities is not an obligation of the Commonwealth of Pennsylvania but represents the debt of those agencies and authorities created by the commonwealth for a public purpose. These obligations are not considered as debt under Article VIII of the State Constitution.

**Bonds and
Notes as of
12/31/19
(in millions)**

<p>Commonwealth Financing Authority Created to promote health, safety, employment, business opportunities, economic activity and the general welfare of the commonwealth. Debt service on the bonds is paid from revenues of the authority and sales tax revenue transfers.</p>	\$ 4,566.8
<p>Delaware River Joint Toll Bridge Commission Created by Pennsylvania and New Jersey to construct, operate and maintain bridges crossing the upper Delaware River. Debt service on the bonds is paid from tolls and other revenues of the commission.</p>	687.3
<p>Delaware River Port Authority Created by Pennsylvania and New Jersey to control and operate bridges crossing the Delaware River, it may construct or acquire other bridges, tunnels and other projects for port improvement and development. The authority operates a rapid transit system, which it constructed. Debt service on the bonds is paid from tolls, fares, rents and other revenue of the authority.</p>	1,389.9
<p>Pennsylvania Economic Development Financing Authority Created to offer pooled bond issues of both taxable and tax-exempt bonds on behalf of local industrial and commercial development authorities for economic development projects. Debt service on the bonds is paid by loan interest and repayments and other authority revenues.</p>	5,082.9
<p>Pennsylvania Higher Education Assistance Agency Makes or guarantees student loans for graduate and undergraduate programs to students or parents, lending institutions or postsecondary institutions. Debt service on the bonds is paid by loan interest and repayments and by other agency revenues.</p>	3,418.9
<p>Pennsylvania Higher Educational Facilities Authority Acquires, constructs, improves and leases (as lessor) college facilities and makes loans to colleges and universities within the commonwealth. Debt service on the bonds is paid from rentals and from loan repayments collected for the use of the facilities.</p>	6,040.4
<p>Pennsylvania Housing Finance Agency Makes construction and permanent mortgage loans to qualified borrowers for the purchase and construction of multi and single family housing for low and moderate income persons or families. Debt service on the bonds is paid from mortgage loan interest and repayments and further secured by a "moral obligation" of the Commonwealth.</p>	3,018.9
<p>Pennsylvania Industrial Development Authority Makes mortgage loans to local nonprofit industrial development agencies for the financing of industrial development projects. Debt service on the bonds is paid from loan interest and repayments and other authority revenues.</p>	110.7
<p>Pennsylvania Infrastructure Investment Authority Provides low interest rate loans and grants for constructing new and for improving existing water supply and sewage disposal systems. Loans and grants are available to local governments and, in certain circumstances, to private companies. The bonds are secured by principal repayments and interest payments on loans.</p>	98.4
<p>Pennsylvania Turnpike Commission Constructs, maintains and operates the Pennsylvania Turnpike. Debt service on the bonds is paid from tolls and other revenue sources of the commission.</p>	13,691.1
<p>Philadelphia Regional Port Authority Operates port facilities in Bucks and Delaware counties, and the City of Philadelphia. Debt service on the bonds is paid by a pledge of the authority's revenues, rentals and receipts.</p>	4.5
<p>State Public School Building Authority Constructs, improves, equips and makes loans to local school districts for school facilities. Debt service on the bonds is paid from rentals collected for the use of the facilities and from loan repayments.</p>	2,803.1
<p>TOTAL.....</p>	<p><u>\$ 40,912.9</u></p>



Commonwealth of Pennsylvania

Governor's Executive Budget

OTHER SPECIAL FUNDS

This section provides information and financial data for the more than 150 Other Special Funds contributing revenue to the commonwealth's operating budget. The funds included here were created to more closely relate specific revenue sources to specific programs or to support particular government programs or activities. This information is presented to demonstrate the magnitude and complexity of the commonwealth's financial structure as well as provide important details about the various funds. Additional information on Other Special Funds expenditures can be found in each agency's Summary by Fund and Appropriation statement, which is located in Section E.

– THIS PAGE INTENTIONALLY LEFT BLANK –

OTHER SPECIAL FUNDS

This section contains a brief presentation of all active commonwealth funds not given an expanded treatment in the other sections of the budget. In a limited number of cases certain expenditures from funds presented in this section are included in other presentations.

Generally, the commonwealth uses a modified cash basis of accounting for financial reporting where certain revenues are reported when collected and, for certain taxes, when accrued and expenditures are reported when disbursed or committed.

For the funds included in this section, all financial data shown herein is on a calculated cash basis. Receipts include only those items actually received and credited to the funds. Several funds carrying long-term investments show an investment adjustment to reflect the current value of the fund as of June 30. Disbursements are recorded at the time payment requisitions and invoices are posted to the commonwealth's accounting system and do not include commitments or encumbrances. Please see the Reader's Guide (Page 12) for additional discussion regarding the basis of accounting for financial reporting.

The cash beginning and ending balances reported through this format may differ from the actual cash balance in Treasury and/or the cash general ledger account in the commonwealth's accounting system due to timing differences, but the calculated cash balances reported provide an accurate reflection of the true cash position of the fund.

The vast majority of the commonwealth's day-to-day activities are financed from the General Fund. However, over time a large number of other funds have been created to more closely relate specific revenue sources to specific programs or to identify particular government programs or activities. These special funds are categorized into groups to aid in identifying their purpose. The groups are defined as follows:

Governmental Funds: Collectively these funds account for and report activities that are associated with routine, ordinary governmental

functions and are financed largely by tax and grant revenues. The group includes the General Fund, Special Revenue Funds, Capital Project Funds and Debt Service Funds.

Special Revenue Funds — These funds are used to account for revenues from specific taxes or other earmarked revenue sources, which by law are designated to finance particular functions or activities.

Capital Project Funds — Bond funds are used to account for the receipt and disbursement of bond sale proceeds that normally finance the construction or acquisition of designated fixed assets.

Debt Service Funds — These funds account for the accumulation of resources, principally from transfers from other funds, for the payment of general long-term debt principal and interest.

Proprietary Funds: Include Enterprise Funds and Internal Service Funds. Such funds account for and report activities the way a private business or industry would. They include such activities as sale of goods or services, and lending and other financing activities where purchasers or customers pay a charge or a user fee.

Enterprise Funds — These funds accommodate the operation of public service programs financed wholly or mostly by user charges, or where the periodic determination of net income is deemed appropriate.

Internal Service Funds — These funds account for the financing of goods or services provided by one department or agency on a cost-reimbursement basis to other departments or agencies within the commonwealth or to other governmental units.

Fiduciary Funds: These funds are used to account for assets held by the commonwealth as trustee or agent for individuals, private organizations and other government units.

The special funds are categorized on the next two pages.

SPECIAL FUND CATEGORIES

Governmental Funds – Special Revenue Funds

Acid Mine Drainage Abatement and Treatment Fund
 Administration Fund
 Agricultural College Land Scrip Fund
 Agricultural Conservation Easement Purchase Fund
 Anthracite Emergency Bond Fund
 Automobile Theft Prevention Trust Fund
 Banking Fund
 Ben Franklin Tech Development Authority Fund
 Boat Fund
 Budget Stabilization Reserve Fund
 Capitol Restoration Trust Fund
 Catastrophic Loss Benefits Continuation Fund
 Children's Trust Fund
 Cigarette Fire Safety & Firefighter Protection Act
 Enforcement Fund
 Clean Air Fund
 Coal Lands Improvement Fund
 Community College Capital Fund
 Compulsive and Problem Gambling Treatment Fund
 Conrad Weiser Memorial Park Trust Fund
 Conservation District Fund
 DNA Detection Fund
 Dog Law Administration
 Educational Assistance Program Fund
 Emergency Medical Services Operating Fund
 Energy Development Fund
 Environmental Education Fund
 Environmental Stewardship Fund
 Fantasy Contest Fund
 Farm Products Show Fund
 Fire Insurance Tax Fund
 Fish Fund
 Game Fund
 Gov Robert P. Casey Memorial Organ & Tissue
 Donation Awareness Trust Fund
 Growing Greener Bond Fund
 Hazardous Material Response Fund
 Hazardous Sites Cleanup Fund
 Higher Education Assistance Fund
 Highway Beautification Fund
 HOME Investment Trust Fund
 Homeowners Assistance Settlement Fund
 Housing Affordability and Rehabilitation Enhancement
 Fund
 Industrial Development Fund
 Industrial Sites Cleanup Fund
 Insurance Fraud Prevention Trust Fund
 Insurance Regulation and Oversight Fund
 Job Training Fund
 Justice Reinvestment Fund
 Marcellus Legacy Fund
 Medical Care Availability & Reduction of Error Fund
 Medical Marijuana Program Fund
 Milk Marketing Fund
 Mine Safety Fund
 Monetary Penalty Endowments Trust Fund

Motor Vehicle Transaction Recovery Fund
 Multimodal Transportation Fund
 Municipalities Financial Recovery Revolving Aid Fund
 Non-Coal Surface Mining Conservation and
 Reclamation Fund
 Nutrient Management Fund
 Oil and Gas Lease Fund
 PA Health Insurance Exchange Fund
 Patient Safety Trust Fund
 Pennsylvania Gaming Economic Development and
 Tourism Fund
 Pennsylvania Historical & Museum Commission
 Trust Fund
 Pennsylvania Race Horse Development Trust Fund
 Pennsylvania Veterans Monuments and Memorial
 Trust Fund
 PENNVEST Bond Authorization Fund
 PENNVEST Drinking Water Revolving Fund
 PENNVEST Fund
 PENNVEST Water Pollution Control Revolving Fund
 Persian Gulf Conflict Veterans' Comp Bond Fund
 Pharmaceutical Assistance Fund
 Philadelphia Regional Port Authority Fund
 PlanCon Bond Projects Fund
 Port of Pittsburgh Commission Fund
 Property Tax Relief Fund
 Public Transportation Assistance Fund
 Public Transportation Trust Fund
 Racing Fund
 Real Estate Recovery Fund
 Recycling Fund
 Remining Financial Assurance Fund
 School Safety and Security Fund
 Self-Insurance Guaranty Fund
 Special Administration Fund
 State Gaming Fund
 State Insurance Fund
 State Treasury Armory Fund
 Storage Tank Fund
 Substance Abuse Education & Demand Reduction
 Surface Mining Conservation and Reclamation Fund
 Tobacco Settlement Fund
 Treasury Initiative Support Fund
 Unconventional Gas Well Fund
 Underground Storage Tank Indemnification Fund
 Uninsured Employers Guaranty Fund
 Video Gaming Fund
 Vocational Rehabilitation Fund
 Water and Sewer Systems Assistance Bond Fund
 Water Supply and Wastewater Treatment Fund
 Wild Resources Conservation Fund
 Workers' Compensation Security Fund
 Workmen's Compensation Administration Fund
 Workmen's Compensation Supersedeas Fund
 911 Fund

SPECIAL FUND CATEGORIES

Governmental Funds – Capital Project Funds

Capital Facilities Fund

Keystone Recreation, Park and Conservation Fund

Governmental Funds – Debt Service Funds

Capital Debt Fund
Growing Greener Bond Sinking Fund
PENNVEST Redemption Fund

Water & Sewer System Assist Bond Sinking Fund
Water Supply & Wastewater Treatment Sinking Fund

Proprietary Funds – Enterprise Funds

Coal and Clay Mine Subsidence Insurance Fund
Employment Fund for the Blind
Historical Preservation Fund
Local Government Capital Project Loan Fund
Machinery and Equipment Loan Fund
Minority Business Development Fund
Pennsylvania Infrastructure Bank
Philadelphia Taxicab & Limousine Regulatory Fund
Philadelphia Taxicab Medallion Fund
Rehabilitation Center Fund

Small Business First Fund
State Restaurant Fund
State Stores Fund
State Workers' Insurance Fund
Tuition Account Guaranteed Savings Program Fund
Unemployment Comp Benefit Payment Fund
Unemployment Compensation Contribution Fund
Unemployment Compensation Debt Service Fund
Veterans Trust Fund
Volunteer Companies Loan Fund

Proprietary Funds – Internal Service Funds

Manufacturing Fund

Purchasing Fund

Fiduciary Funds

Achieving a Better Life Experience Fund
Benefit Completion Fund
City Revitalization and Improvement Fund
Deferred Compensation Fund
Deferred Compensation Fund Short-Term Portfolio
Insurance Liquidation Fund
Liquid Fuels Tax Fund
Liquor License Fund
Local Cigarette Tax Fund

Municipal Pension Aid Fund
Neighborhood Improvement Zone Fund
Pennsylvania Municipal Retirement Fund
PSERS – Defined Contribution Fund
Rightful Owners' Claims Payment Fund
School Employees' Retirement Fund
SERS – Defined Contribution Fund
State Employees' Retirement Fund
Tuition Account Investment Program Fund

Achieving a Better Life Experience Fund

The Achieving a Better Life Experience (ABLE) Fund was created by Act 17 of 2016 to encourage savings accounts for individuals with disabilities. Individuals are eligible for an ABLE account if entitled to Social Security benefits based on blindness or a disability occurring before the age of 26. With the new accounts, people with disabilities will be able to accrue up to \$100,000 in savings without losing access to Social Security and other government benefits. This tax free savings account would cover qualified expenses approved by the United States Secretary of the Treasury including education, housing and transportation expenses.

Statement of Cash Receipts and Disbursements

(Dollar Amounts in Thousands)

	2018-19 Actual	2019-20 Available	2020-21 Estimated
Cash Balance, Beginning	\$ 1,496	\$ 1,208	\$ 872
Receipts:			
Account Deposits.....	\$ 24	\$ 23	\$ 24
Transfer from General Fund.....	1,130	1,130	900
Interest	35	42	24
Total Receipts.....	<u>1,189</u>	<u>1,195</u>	<u>948</u>
Total Funds Available	\$ 2,685	\$ 2,403	\$ 1,820
Disbursements:			
Treasury.....	\$ 1,477	\$ 1,531	\$ 1,130
Total Disbursements.....	<u>-1,477</u>	<u>-1,531</u>	<u>-1,130</u>
Cash Balance, Ending	\$ 1,208	\$ 872	\$ 690

Acid Mine Drainage Abatement and Treatment Fund

This fund was created in 1992 to receive money authorized by Title IV of the Federal Surface Mining Control and Reclamation Act. This fund receives up to ten percent of the commonwealth's federal Title IV grant for abandoned mine reclamation. Funds are used for acid mine drainage abatement and treatment.

Statement of Cash Receipts and Disbursements

(Dollar Amounts in Thousands)

	2018-19 Actual	2019-20 Available	2020-21 Estimated
Cash Balance, Beginning	\$ 82,284	\$ 75,333	\$ 55,022
Receipts:			
Federal Receipts.....	\$ 0	\$ 10,000	\$ 10,000
Interest.....	2,300	2,163	1,373
Total Receipts.....	<u>2,300</u>	<u>12,163</u>	<u>11,373</u>
Total Funds Available	\$ 84,584	\$ 87,496	\$ 66,395
Disbursements:			
Environmental Protection.....	\$ 9,251	\$ 32,474	\$ 38,970
Total Disbursements.....	<u>-9,251</u>	<u>-32,474</u>	<u>-38,970</u>
Cash Balance, Ending	\$ 75,333	\$ 55,022	\$ 27,425

Administration Fund

This fund was created for the administrative costs associated with the Unemployment Compensation Law and the state system of public employment offices (Office of Employment Security). While the fund can receive funds from any source, the majority of revenue results from monies requisitioned from the commonwealth's account in the Federal Unemployment Trust Fund.

Statement of Cash Receipts and Disbursements

(Dollar Amounts in Thousands)

	2018-19 Actual	2019-20 Available	2020-21 Estimated
Cash Balance, Beginning	\$ 2,509	\$ 7,063	\$ 33,960
Receipts:			
Federal Funds — Unemployment.....	\$ 142,585	\$ 131,416	\$ 124,000
Federal Funds — Workforce.....	48,561	97,712	93,219
Interest	182	168	160
Other.....	358	0	0
Total Receipts	191,686	229,296	217,379
Total Funds Available	\$ 194,195	\$ 236,359	\$ 251,339
Disbursements:			
Labor and Industry.....	\$ 187,132	\$ 202,399 ^a	\$ 220,219
Total Disbursements	-187,132	-202,399	-220,219
Cash Balance, Ending	\$ 7,063	\$ 33,960	\$ 31,120

^a Anticipates potential \$30,000,000 of current year lapses.

Agricultural College Land Scrip Fund

This fund was established in 1862 with \$500,000 received from the sale of lands and scrip which was donated to the commonwealth by an Act of Congress to establish a college for the benefit of Agriculture and the Mechanical Arts. The income derived from the investment of the monies in the fund plus appropriations by the General Assembly serve as revenue to the fund. Monies in this fund can be disbursed only for use by the officially designated land grant college (Pennsylvania State University) for the benefit of Agriculture and Mechanical Arts. Act 26 of 2011 established a restricted revenue account in the Fund for the Department of Agriculture.

Statement of Cash Receipts and Disbursements

(Dollar Amounts in Thousands)

	2018-19 Actual	2019-20 Available	2020-21 Estimated
Cash Balance, Beginning	\$ 649	\$ 659	\$ 755
Receipts:			
Transfer from General Fund.....	\$ 53,882	\$ 54,960	\$ 54,960
Interest.....	117	96	113
Total Receipts	53,999	55,056	55,073
Total Funds Available	\$ 54,648	\$ 55,715	\$ 55,828
Disbursements:			
Agriculture.....	\$ 53,882	\$ 54,960	\$ 54,960
Treasury.....	107	0	0
Total Disbursements	-53,989	-54,960	-54,960
Cash Balance, Ending	\$ 659	\$ 755	\$ 868

Agricultural Conservation Easement Purchase Fund

This fund was created by Act 64 of 1988 to implement the referendum approved by the electorate on November 8, 1988. That referendum authorized the commonwealth to incur indebtedness of \$100 million to be used for farmland preservation through the purchase of agricultural conservation easements. Act 23 of 1992 increased the annual ceiling on easement purchases from bond sales from \$20 to \$25 million. All bonds authorized have been issued.

Act 89 of 2002 changed the annual transfer of cigarette tax revenues from the first two thirty-firsts of the cigarette tax to \$20,485,000 to be made in two equal payments by July 15th and January 15th. Act 84 of 2016 increased the annual transfer of Cigarette Tax revenues to \$25,485,000. Act 15 of 1999 created a supplemental program for farmland preservation. Beginning in 2005-06 the program receives a set percentage of the Environmental Stewardship Fund for the continued purchase of agricultural easements.

Statement of Cash Receipts and Disbursements

(Dollar Amounts in Thousands)

	2018-19 Actual	2019-20 Available	2020-21 Estimated
Cash Balance, Beginning	\$ 35,646	\$ 35,707	\$ 37,635
Receipts:			
Transfer of Cigarette Tax.....	\$ 25,485	\$ 25,485	\$ 25,485
Transfer from Environmental Stewardship Fund.....	12,516	15,330	13,537
Interest.....	1,215	1,141	1,151
Total Receipts.....	<u>39,216</u>	<u>41,956</u>	<u>40,173</u>
Total Funds Available	\$ 74,862	\$ 77,663	\$ 77,808
Disbursements:			
Agriculture.....	\$ 39,155	\$ 40,028	\$ 40,000
Total Disbursements.....	<u>-39,155</u>	<u>-40,028</u>	<u>-40,000</u>
Cash Balance, Ending	\$ 35,707	\$ 37,635	\$ 37,808

Anthracite Emergency Bond Fund

This fund was created by Act 171 of 1986 to provide loans for anthracite underground mine operators who cannot obtain necessary bonding or whose bonding has been cancelled due to insolvency or bankruptcy of the original bonding company. Revenues are provided by a fee for each ton of coal estimated by certain mine operations and payments made by operators in lieu of a bond. Act 173 of 1992 extended the program to anthracite surface mine operators.

Statement of Cash Receipts and Disbursements

(Dollar Amounts in Thousands)

	2018-19 Actual	2019-20 Available	2020-21 Estimated
Cash Balance, Beginning	\$ 690	\$ 704	\$ 502
Receipts:			
Operator Payments.....	\$ -2	\$ 8	\$ 8
Interest	16	11	6
Total Receipts	<u>14</u>	<u>19</u>	<u>14</u>
Total Funds Available	\$ 704	\$ 723	\$ 516
Disbursements:			
Environmental Protection	\$ 0	\$ 221	\$ 450
Total Disbursements	<u>0</u>	<u>-221</u>	<u>-450</u>
Cash Balance, Ending	\$ 704	\$ 502	\$ 66

Automobile Theft Prevention Trust Fund

The Automobile Theft Prevention Trust Fund was created by Act 171 of 1994. The purpose of the fund is to finance programs in the commonwealth to prevent, combat and reduce automobile theft as well as improve and support automobile theft prosecutions. Revenue to the fund consists of assessments on the insurance companies that conduct business in the commonwealth, interest earnings, and fines and penalties.

Statement of Cash Receipts and Disbursements

(Dollar Amounts in Thousands)

	2018-19 Actual	2019-20 Available	2020-21 Estimated
Cash Balance, Beginning	\$ 11	\$ 1,122	\$ 784
Receipts:			
Assessments.....	\$ 8,096	\$ 8,000	\$ 8,000
Interest	5	14	10
Total Receipts	8,101	8,014	8,010
Total Funds Available	\$ 8,112	\$ 9,136	\$ 8,794
Disbursements:			
Automobile Theft Prevention Authority.....	\$ 6,990	\$ 8,352	\$ 8,221
Total Disbursements	-6,990	-8,352	-8,221
Cash Balance, Ending	\$ 1,122	\$ 784	\$ 573

Banking Fund

The Banking Fund is a special revenue fund comprised of monies received from fees, assessments, charges and penalties collected or recovered from persons, firms, corporations or associations under the supervision of the Department of Banking and Securities. It provides for the administration of the Department of Banking and Securities and regulation of the financial services industry. The Institution Resolution Restricted Account is to be used at the discretion of the Secretary of Banking and Securities in the event of a seizure or liquidation of a financial institution, association or credit union.

Act 20 of 2019 authorized the Secretary of the Budget to transfer up to \$45 million of special fund balances to the General Fund for environmental programs.

Statement of Cash Receipts and Disbursements

(Dollar Amounts in Thousands)

	2018-19 Actual	2019-20 Available	2020-21 Estimated
Cash Balance, Beginning	\$ 25,967	\$ 36,860	\$ 21,641
Receipts:			
Licenses and Fees.....	\$ 29,256	\$ 28,656	\$ 25,722
Fines and Penalties.....	939	836	400
Interest.....	993	859	500
Total Receipts	31,188	30,351	26,622
Total Funds Available	\$ 57,155	\$ 67,211	\$ 48,263
Disbursements:			
Banking and Securities.....	\$ 20,295	\$ 24,570	\$ 23,786
Transfer to Environmental Programs.....	0	21,000	0
Total Disbursements	-20,295	-45,570	-23,786
Cash Balance, Ending	\$ 36,860 ^a	\$ 21,641 ^a	\$ 24,477 ^a

^a Ending cash balance includes the following amounts in the Institution Resolution Restricted Account: 2018-19 Actual is \$11,500,000, 2019-20 Available is \$15,500,000 and 2020-21 Estimated is \$17,500,000.

Ben Franklin Technology Development Authority Fund

Act 38 of 2001 created the Ben Franklin Technology Development Authority Fund. This fund merges the activities of the Ben Franklin Partnership and the Pennsylvania Technology Investment Authority (PTIA) under one authority. The Ben Franklin component assists small- and medium-sized technology, research and start-up companies to do applied research and development projects and to develop and introduce new products and processes. PTIA provides high-tech financing to small- and medium-sized businesses; stimulates the adoption and expansion of electronic commerce; and coordinates and expands university-based research and development in high-tech fields. Revenue to the fund includes annual transfers from the General Fund, loan repayments, tax credit sale proceeds and interest earnings.

The Ben Franklin Centers support the commonwealth's technology strategy by building on regional strengths, capitalizing on new opportunities and addressing the specific needs of our diverse communities. Funds available were curtailed significantly during the 2018-19 fiscal year after exhausting funds through a prior three-year initiative that securitized Insurance Premiums Tax proceeds to provide additional funds for technology investment.

Statement of Cash Receipts and Disbursements

(Dollar Amounts in Thousands)

	2018-19 Actual	2019-20 Available	2020-21 Estimated
Cash Balance, Beginning	\$ 33,556	\$ 32,439	\$ 18,916
Receipts:			
Transfer from General Fund.....	\$ 14,500	\$ 14,500	\$ 19,500
Loan Principal and Interest Repayments.....	3,969	3,000	3,000
Interest.....	962	956	600
Other.....	62	60	60
Total Receipts	<u>19,493</u>	<u>18,516</u>	<u>23,160</u>
Total Funds Available	\$ 53,049	\$ 50,955	\$ 42,076
Disbursements:			
Community and Economic Development.....	\$ 20,610	\$ 32,039	\$ 35,000
Total Disbursements	<u>-20,610</u>	<u>-32,039</u>	<u>-35,000</u>
Cash Balance, Ending	\$ 32,439	\$ 18,916	\$ 7,076

Benefit Completion Fund

This fund was created in 2003 to accumulate reserves for the payment of pensions to eligible former state employees with a statutory benefit entitlement under the State Employees' Retirement Code that exceeds the limits of Section 415(b) of the Internal Revenue Code (IRC). Reserves in this fund are disbursed to members of the retirement system in accordance with the provision of IRC Section 415(m).

The fund receives revenue from employer contributions and interest income. Employer contributions are an actuarially determined percentage of payroll sufficient to fund the benefit payments of the forthcoming calendar year and the on-going expenses to administer the plan. Management of the fund and payment of benefits is overseen by the State Employees' Retirement Board.

Statement of Cash Receipts and Disbursements

(Dollar Amounts in Thousands)

	2018-19 Actual	2019-20 Available	2020-21 Estimated
Cash Balance, Beginning	\$ 532	\$ 775	\$ 2,514
Receipts:			
Employer Contributions	\$ 1,735	\$ 3,882	\$ 3,982
Interest.....	19	19	32
Total Receipts	<u>1,754</u>	<u>3,901</u>	<u>4,014</u>
Total Funds Available	\$ 2,286	\$ 4,676	\$ 6,528
Disbursements:			
State Employees' Retirement System.....	\$ 1,511	\$ 2,162	\$ 2,223
Total Disbursements.....	<u>-1,511</u>	<u>-2,162</u>	<u>-2,223</u>
Cash Balance, Ending	\$ 775	\$ 2,514	\$ 4,305

Boat Fund

The Boat Fund is a special revenue fund composed of monies from boating license fees, fines, penalties, federal contributions and other sources and from liquid fuel taxes transferred from the Motor License and Liquid Fuels Tax Funds. This fund provides for the administration and enforcement of programs relating to boats and boating activities.

Statement of Cash Receipts and Disbursements

(Dollar Amounts in Thousands)

	2018-19 Actual	2019-20 Available	2020-21 Estimated
Cash Balance, Beginning	\$ 33,742	\$ 64,175	\$ 63,596
Receipts:			
Licenses and Fees.....	\$ 8,605	\$ 8,555	\$ 8,555
Fines and Penalties.....	218	200	200
Transfer from Motor License Fund.....	32,048	12,223	12,300
Transfer from Liquid Fuels Tax Fund.....	103	105	110
Federal Receipts.....	3,431	5,365	4,590
Interest.....	1,402	1,701	1,532
Other.....	12	22	22
Total Receipts	45,819	28,171	27,309
Total Funds Available	\$ 79,561	\$ 92,346	\$ 90,905
Disbursements:			
Fish and Boat Commission.....	\$ 15,386	\$ 28,750	\$ 32,114
Total Disbursements	-15,386	-28,750	-32,114
Cash Balance, Ending	\$ 64,175	\$ 63,596	\$ 58,791

Budget Stabilization Reserve Fund

This fund was created on July 15, 2002 by Act 91 of 2002 to replace the Tax Stabilization Reserve Fund. The fund provides financial assistance to minimize future revenue shortfalls and deficits, and promote greater continuity and predictability in the funding of vital government services. It minimizes the need to increase taxes to balance the budget of the commonwealth during periods of economic distress. Act 91 provides revenue through an annual transfer of twenty-five percent of the General Fund fiscal year end surplus. If the ending balance would equal or exceed six percent of actual General Fund revenues for the fiscal year in which the surplus occurs, the General Fund transfer would be reduced to ten percent. The transfer had been suspended for fiscal years 2010-11 through 2015-16. There was no surplus for fiscal year 2016-17. Act 42 of 2018 reinstated a transfer of fifty percent of the 2017-18 General Fund surplus, and Act 20 of 2019 transferred one hundred percent of the 2018-19 General Fund surplus. This budget proposes reverting back to the Act 91 requirement for a transfer of twenty-five percent of the 2019-20 General Fund surplus to the Budget Stabilization Reserve Fund.

Statement of Cash Receipts and Disbursements

(Dollar Amounts in Thousands)

	2018-19 Actual	2019-20 Available	2020-21 Estimated
Cash Balance, Beginning	\$ 485	\$ 23,224	\$ 340,259
Receipts:			
Transfer from General Fund.....	\$ 22,362	\$ 316,872	\$ 1,086
Interest	377	163 ^a	0 ^a
Total Receipts	22,739	317,035	1,086
Total Funds Available	\$ 23,224	\$ 340,259	\$ 341,345
Disbursements:			
Transfer to General Fund.....	\$ 0	\$ 0	\$ 0
Total Disbursements	0	0	0
Cash Balance, Ending	\$ 23,224	\$ 340,259	\$ 341,345

^a The cash balance was transferred to long term investments in September 2019 in order to maximize the investment return on the fund thereby eliminating the short-term monthly interest earnings.

Capital Debt Fund

Principal and interest payments on bonds issued for purposes of capital budget projects are paid from this fund. Annual appropriations from various funds for payment of interest and principal due on general obligation bonds are the primary sources of revenue. Funds in excess of interest and principal falling due in any one particular fiscal year may be used by the Board of Finance and Revenue to retire any other general obligation bonds issued to provide revenue to the Capital Facilities Fund.

Statement of Cash Receipts and Disbursements

(Dollar Amounts in Thousands)

	2018-19 Actual	2019-20 Available	2020-21 Estimated
Cash Balance, Beginning	\$ 45,009	\$ 215	\$ 19,449
Receipts:			
Transfer from Other Funds.....	\$ 1,264,852	\$ 1,289,498	\$ 1,303,817
Refunding Bond Maturing Escrow Funds.....	1,815,381	724,444	496,255
Build America Bond Federal Subsidies.....	4,235	11,139	6,680
Interest on Securities.....	689	63	50
Total Receipts	<u>3,085,157</u>	<u>2,025,144</u>	<u>1,806,802</u>
Total Funds Available	\$ 3,130,166	\$ 2,025,359	\$ 1,826,251
Disbursements:			
Treasury.....	\$ 1,314,570	\$ 1,281,466	\$ 1,326,009
Refunding Bond Maturing Escrow Funds.....	1,815,381	724,444	496,255
Total Disbursements	<u>-3,129,951</u>	<u>-2,005,910</u>	<u>-1,822,264</u>
Cash Balance, Ending	\$ 215	\$ 19,449	\$ 3,987

Capital Facilities Fund

This fund is used to meet the financial costs of capital projects authorized by capital budget acts. Revenue for this fund comes principally from the sale of general obligation debt and interest earnings. Debt issued for this fund is subject to a debt limit equal to one and three quarter times the average of annual tax revenues in the preceding five fiscal years. This fund has at least one account for each category of capital projects. Interest earned on investment or deposit of monies in the fund is credited to the account in the fund to which such invested or deposited money was originally credited.

Statement of Cash Receipts and Disbursements

(Dollar Amounts in Thousands)

	2018-19 Actual	2019-20 Available	2020-21 Estimated
Cash Balance, Beginning	\$ 1,490,082	\$ 741,071	\$ 810,871
Receipts:			
Sale of Bonds.....	\$ 0	\$ 1,010,000	\$ 1,010,000
Interest on Securities	28,585	25,000	25,000
Other	14,244	20,000	20,000
Total Receipts	<u>42,829</u>	<u>1,055,000</u>	<u>1,055,000</u>
Total Funds Available	\$ 1,532,911	\$ 1,796,071	\$ 1,865,871
Disbursements:			
Community and Economic Development.....	\$ 172,770	\$ 250,000	\$ 250,000
Conservation and Natural Resources.....	149	200	200
General Services.....	440,521	540,000	660,000
Transportation.....	160,984	175,000	175,000
Treasury.....	165	1,000	1,000
Other.....	17,251	19,000	19,000
Total Disbursements	<u>-791,840</u>	<u>-985,200</u>	<u>-1,105,200</u>
Cash Balance, Ending	\$ 741,071	\$ 810,871	\$ 760,671

Capitol Restoration Trust Fund

This fund was created by Act 327 of 1982 to finance the maintenance, restoration, preservation and rehabilitation of artifacts, documents and other historical objects or resources located within and around or associated with the State Capitol Building, and the acquisition of artifacts, documents and other historical objects or resources which contribute to the historical significance of the State Capitol Building. This fund is administered by the Capitol Preservation Committee. Revenue is derived from gifts, donations and legacies of money from individuals, organizations, public or private corporations, and from the sale of commemorative medals and other items of a similar nature which promote the historic preservation and restoration of the State Capitol Building.

Statement of Cash Receipts and Disbursements

(Dollar Amounts in Thousands)

	2018-19 Actual	2019-20 Available	2020-21 Estimated
Cash Balance, Beginning	\$ 438	\$ 441	\$ 422
Receipts:			
Contribution & Sales	\$ 0	\$ 1	\$ 0
Interest.....	11	10	5
Total Receipts	11	11	5
Total Funds Available	\$ 449	\$ 452	\$ 427
Disbursements:			
Capitol Preservation Committee.....	\$ 8	\$ 30	\$ 230
Total Disbursements	-8	-30	-230
Cash Balance, Ending	\$ 441	\$ 422	\$ 197

Catastrophic Loss Benefits Continuation Fund

This fund was established by Act 24 of 1989 to replace the Catastrophic Loss Trust Fund. The purpose of the Catastrophic Loss Benefits Continuation Fund (CAT fund) is to pay all medical claims owed by the Catastrophic Loss Trust Fund. Monies in the former Catastrophic Loss Trust Fund were transferred to this fund effective July 1, 1989.

Act 13 of 2002 established the Medical Care Availability and Reduction of Error (Mcare) Fund and mandated that all surcharges levied and collected under the CAT fund be remitted to the Mcare Fund beginning in January 2004. Act 50 of 2009 redirected the surcharge to the General Fund for 2009-10 and 2010-11. Act 26 of 2011 redirected the surcharge to the General Fund for 2011-12 and for each fiscal year thereafter.

This fund will continue to pay claimants from its balance and interest earnings until no further obligations exist. The most recent actuarial report estimates final expenditure in 2091.

No obligation or expense of, or claim against, the fund constitutes a debt of the commonwealth or a charge against the General Fund or the Motor License Fund.

Statement of Cash Receipts and Disbursements

(Dollar Amounts in Thousands)

	2018-19 Actual	2019-20 Available	2020-21 Estimated
Cash Balance, Beginning	\$ 79,614	\$ 79,168	\$ 74,906
Receipts:			
Interest	\$ 2,586	\$ 2,446	\$ 2,079
Other	909	650	650
Total Receipts	3,495	3,096	2,729
Total Funds Available	\$ 83,109	\$ 82,264	\$ 77,635
Disbursements:			
Insurance	\$ 3,941	\$ 7,358	\$ 7,125
Total Disbursements	-3,941	-7,358	-7,125
Cash Balance, Ending	\$ 79,168	\$ 74,906	\$ 70,510

Children's Trust Fund

Act 151 of 1988 created the Children's Trust Fund. Revenue is generated by a \$10 surcharge on marriage licenses and divorce applications. Expenditures are for community-based children's programs and services for child abuse and neglect prevention.

Statement of Cash Receipts and Disbursements

(Dollar Amounts in Thousands)

	2018-19 Actual	2019-20 Available	2020-21 Estimated
Cash Balance, Beginning	\$ 1,726	\$ 1,628	\$ 1,162
Receipts:			
Marriage/Divorce Surcharge.....	\$ 1,035	\$ 1,035	\$ 1,035
Children's Trust Fund Donations.....	21	21	21
Interest.....	41	35	32
Total Receipts	<u>1,097</u>	<u>1,091</u>	<u>1,088</u>
Total Funds Available	\$ 2,823	\$ 2,719	\$ 2,250
Disbursements:			
Human Services.....	\$ 1,195	\$ 1,557	\$ 1,400
Total Disbursements	<u>-1,195</u>	<u>-1,557</u>	<u>-1,400</u>
Cash Balance, Ending	\$ 1,628	\$ 1,162	\$ 850

Cigarette Fire Safety and Firefighter Protection Act Enforcement Fund

Act 42 of 2008 provides for cigarette fire safety, for certification of compliance by manufacturers, for package markings, and for enforcement and penalties. Certification fees are collected by the Department of Revenue at a rate of \$1,000 per brand family and \$500 for each additional listing within a brand family. Penalties are charged for specified violations. The Office of the Attorney General enforces the Act. Pursuant to the enabling legislation, fund money may only be appropriated by the General Assembly to the Department of Revenue and the Office of Attorney General for the purpose of processing, testing, enforcement and oversight activities related to this act.

Statement of Cash Receipts and Disbursements

(Dollar Amounts in Thousands)

	2018-19 Actual	2019-20 Available	2020-21 Estimated
Cash Balance, Beginning	\$ 463	\$ 410	\$ 339
Receipts:			
Fees.....	\$ 18	\$ 19	\$ 100
Interest.....	12	10	10
Total Receipts	<u>30</u>	<u>29</u>	<u>110</u>
Total Funds Available	\$ 493	\$ 439	\$ 449
Disbursements:			
Attorney General.....	\$ 83	\$ 100	\$ 100
Total Disbursements	<u>-83</u>	<u>-100</u>	<u>-100</u>
Cash Balance, Ending	\$ 410	\$ 339	\$ 349

City Revitalization and Improvement Fund

The City Revitalization and Improvement Fund is a fiduciary fund established by Act 52 of 2013, which authorizes City Revitalization and Improvement Zones to provide economic development and job creation in cities with populations greater than 30,000. Each zone is comprised of parcels designated by the contracting authority constructing facilities in the zone. Bonds are issued by the contracting authority, and state and local taxes collected within a zone are used for program efforts and to repay debt service. Prior to 2016, up to two zones and one pilot zone were authorized. Beginning in 2016, up to two additional zones within cities may be approved each calendar year.

Statement of Cash Receipts and Disbursements

(Dollar Amounts in Thousands)

	2018-19 Actual	2019-20 Available	2020-21 Estimated
Cash Balance, Beginning	\$ 3	\$ 2	\$ 0
Receipts:			
State Tax Share.....	\$ 7,194	\$ 8,075	\$ 9,000
Local Tax Share.....	256	312	0
Total Receipts	<u>7,450</u>	<u>8,387</u>	<u>9,000</u>
Total Funds Available	<u>\$ 7,453</u>	<u>\$ 8,389</u>	<u>\$ 9,000</u>
Disbursements:			
Treasury.....	\$ 7,451	\$ 8,389	\$ 9,000
Total Disbursements	<u>-7,451</u>	<u>-8,389</u>	<u>-9,000</u>
Cash Balance, Ending	<u>\$ 2</u>	<u>\$ 0</u>	<u>\$ 0</u>

Clean Air Fund

This fund was created to meet the provisions of Act 787 of 1959, as amended by Act 95 of 1992, to finance the attainment of air quality standards, the administration of the rules and regulations promulgated under these acts, the reduction of interstate air pollution transport and a program to assist businesses in meeting emission standards. Fines, civil penalties and fees from air pollution emitters, as well as appropriations from the General Assembly, federal or local governments and interest earnings are deposited in this fund.

Statement of Cash Receipts and Disbursements

(Dollar Amounts in Thousands)

	2018-19 Actual	2019-20 Available	2020-21 Estimated
Cash Balance, Beginning	\$ 37,385	\$ 35,094	\$ 22,854
Receipts:			
Fines and Penalties.....	\$ 3,383	\$ 1,575	\$ 1,575
Fees.....	15,040	14,250	14,250
Interest.....	1,307	1,146	559
Other.....	1,539	600	600
Total Receipts	<u>21,269</u>	<u>17,571</u>	<u>16,984</u>
Total Funds Available	<u>\$ 58,654</u>	<u>\$ 52,665</u>	<u>\$ 39,838</u>
Disbursements:			
Environmental Protection	\$ 23,560	\$ 29,811	\$ 28,137
Total Disbursements	<u>-23,560</u>	<u>-29,811</u>	<u>-28,137</u>
Cash Balance, Ending	<u>\$ 35,094</u>	<u>\$ 22,854</u>	<u>\$ 11,701</u>

Coal and Clay Mine Subsidence Insurance Fund

This fund was created by Act 484 of 1961 to provide insurance to home owners in mining areas against damages resulting from subsidence. Revenue is derived from premiums paid by policyholders for subsidence insurance. Act 155 of 2002 updated this insurance program by further defining and establishing coverage by insurance providers and requiring the Department of Environmental Protection to prepare an annual report on the program and insurance sales. Disbursements are used to cover the payment of insurance claims and commissions to insurance agents who forward insurance applications as outlined in Act 155. A sufficient balance in the fund must be maintained to provide adequate protection for the solvency of the fund.

Statement of Cash Receipts and Disbursements

(Dollar Amounts in Thousands)

	2018-19 Actual	2019-20 Available	2020-21 Estimated
Cash Balance, Beginning	\$ 114,927	\$ 121,196	\$ 124,049
Receipts:			
Premiums Collected.....	\$ 6,672	\$ 5,800	\$ 6,000
Interest.....	3,589	3,549	3,531
Other.....	0	2	2
Total Receipts	<u>10,261</u>	<u>9,351</u>	<u>9,533</u>
Total Funds Available	\$ 125,188	\$ 130,547	\$ 133,582
Disbursements:			
Environmental Protection	\$ 3,992	\$ 6,498	\$ 6,614
Total Disbursements	<u>-3,992</u>	<u>-6,498</u>	<u>-6,614</u>
Cash Balance, Ending	\$ 121,196^a	\$ 124,049^a	\$ 126,968^a

^a Includes the following reserves for reinsurance and catastrophies: 2018-19 Actual is \$116,483,000, 2019-20 Available is \$112,500,000, and 2020-21 Estimated is \$112,500,000.

Coal Lands Improvement Fund

This fund was created by Act 117 of 1965 to finance the restoration of land acquired by the commonwealth through eminent domain or amicable methods which has been defaced by open pit or strip mining and has been declared a health hazard. Initially, the fund was provided a \$1 million appropriation, but subsequent revenue is derived from the sale of restored land and interest on investments.

Statement of Cash Receipts and Disbursements

(Dollar Amounts in Thousands)

	2018-19 Actual	2019-20 Available	2020-21 Estimated
Cash Balance, Beginning	\$ 2,225	\$ 2,089	\$ 1,622
Receipts:			
Interest	\$ 53	\$ 48	\$ 42
Total Receipts	<u>53</u>	<u>48</u>	<u>42</u>
Total Funds Available	\$ 2,278	\$ 2,137	\$ 1,664
Disbursements:			
Environmental Protection	\$ 189	\$ 515	\$ 190
Total Disbursements	<u>-189</u>	<u>-515</u>	<u>-190</u>
Cash Balance, Ending	\$ 2,089	\$ 1,622	\$ 1,474

Community College Capital Fund

This fund was established by Act 46 of 2005. Fund revenue consists of an appropriation from the General Fund for transfer to the Community College Capital Fund. Monies in this fund can be disbursed only for payment of the commonwealth's annual share of approved capital debt service and lease payments to Pennsylvania's community colleges.

Statement of Cash Receipts and Disbursements

(Dollar Amounts in Thousands)

	2018-19 Actual	2019-20 Available	2020-21 Estimated
Cash Balance, Beginning	\$ 3,970	\$ 3,919	\$ 1,335
Receipts:			
Transfer from General Fund.....	\$ 48,869	\$ 48,869	\$ 48,869
Interest.....	559	545	500
Total Receipts.....	<u>49,428</u>	<u>49,414</u>	<u>49,369</u>
Total Funds Available	\$ 53,398	\$ 53,333	\$ 50,704
Disbursements:			
Education.....	\$ 49,479	\$ 51,998	\$ 48,897
Total Disbursements.....	<u>-49,479</u>	<u>-51,998</u>	<u>-48,897</u>
Cash Balance, Ending	\$ 3,919	\$ 1,335	\$ 1,807

Compulsive and Problem Gambling Treatment Fund

Act 71 of 2004, the Pennsylvania Race Horse Development and Gaming Act, established the Compulsive and Problem Gambling Treatment Fund to support a compulsive and problem gambling program. This program provides public education, awareness and training regarding both the problem of compulsive and problem gambling and its treatment and prevention. Act 1 of 2010 amended the funding for this program by increasing revenues provided based on the greater of \$2 million or .002 multiplied by the gross terminal revenue of all active and operating gaming entities. It also provides for an annual \$3 million transfer to the Compulsive and Problem Gambling Treatment Fund for drug and alcohol addiction treatment services, including addiction related to compulsive and problem gambling. Act 42 of 2017 expanded gaming to include a new category of slot machine licenses, fantasy contest and sports wagering, video and interactive gaming. The act amends program funding to include .002 multiplied by the various gaming revenues, as specified in the act, for either compulsive and problem gambling related programs or for drug and alcohol addiction treatment services.

Statement of Cash Receipts and Disbursements

(Dollar Amounts in Thousands)

	2018-19 Actual	2019-20 Available	2020-21 Estimated
Cash Balance, Beginning	\$ 7,667	\$ 8,921	\$ 5,905
Receipts:			
Transfer from State Gaming Fund - Drug and Alcohol.....	\$ 3,000	\$ 3,000	\$ 3,000
Transfer from State Gaming Fund.....	4,619	4,431	4,662
Transfer of Fantasy Contest Tax.....	0	52	65
Transfer of Sports Wagering Tax.....	0	87	608
Transfer of iGaming Tax.....	0	0	82
Transfer from Video Gaming Fund.....	0	18	48
Interest	286	302	240
Total Receipts	<u>7,905</u>	<u>7,890</u>	<u>8,705</u>
Total Funds Available	\$ 15,572	\$ 16,811	\$ 14,610
Disbursements:			
Drug and Alcohol Programs.....	\$ 6,651	\$ 10,906	\$ 9,797
Total Disbursements	<u>-6,651</u>	<u>-10,906</u>	<u>-9,797</u>
Cash Balance, Ending	\$ 8,921	\$ 5,905	\$ 4,813

Conrad Weiser Memorial Park Trust Fund

This fund was created to provide for control, management, supervision, restoration and improvement of the Conrad Weiser Memorial Park, Berks County. Source of revenue for the fund is interest from the \$20,000 perpetual endowment created by the estate of Colonel Conrad Weiser.

Statement of Cash Receipts and Disbursements

(Dollar Amounts in Thousands)

	2018-19 Actual	2019-20 Available	2020-21 Estimated
Cash Balance, Beginning	\$ 76	\$ 77	\$ 79
Receipts:			
Interest	\$ 1	\$ 2	\$ 2
Total Receipts	1	2	2
Total Funds Available	\$ 77	\$ 79	\$ 81
Disbursements:			
Historical and Museum Commission	\$ 0	\$ 0	\$ 0
Total Disbursements	0	0	0
Cash Balance, Ending	\$ 77	\$ 79	\$ 81

Conservation District Fund

Act 110 of 2006 created the Conservation District Fund to assist local conservation districts in the conservation of soil, water and natural resources. Revenue may be provided from state appropriations, federal appropriations, interest earnings and other funds available to the State Conservation Commission. Act 13 of 2012 provided for the collection and distribution of unconventional gas well impact fees, including transfers to conservation districts from the Public Utility Commission. Of these conservation district transfers, fifty percent is distributed directly by the Public Utility Commission in equal payments to all county conservation districts. The remaining fifty percent is deposited into the Conservation District Fund to provide additional conservation district support. The Conservation Districts are delegated legal authority for permitting, inspections and enforcement for many state water programs to assist the commonwealth in meeting its regulatory obligations. In 2019-20 the DEP portion of the revenue transfer from the General Fund was reduced and replaced with a transfer from the Environmental Stewardship Fund. Act 20 of 2019 (Fiscal Code) authorized the transfer of \$45 million from commonwealth special funds for operations within the Department of Conservation and Natural Resources and Department of Environmental Protection. This provision is being utilized in 2019-20 to reverse the impact of the appropriations that were shifted from the General Fund to the Environmental Stewardship Fund and Recycling Fund. The financial statement below reflects this reversal.

Statement of Cash Receipts and Disbursements

(Dollar Amounts in Thousands)

	2018-19 Actual	2019-20 Available	2020-21 Estimated
Cash Balance, Beginning	\$ 5,889	\$ 6,147	\$ 5,271
Receipts:			
Transfer from General Fund.....	\$ 3,375	\$ 3,375	\$ 3,375
Transfer from Unconventional Gas Well Fund.....	3,949	4,047	4,149
Interest.....	133	124	125
Total Receipts	7,457	7,546	7,649
Total Funds Available	\$ 13,346	\$ 13,693	\$ 12,920
Disbursements:			
Environmental Protection.....	\$ 4,543	\$ 4,940	\$ 4,593
Agriculture.....	2,656	3,482	2,992
Total Disbursements	-7,199	-8,422	-7,585
Cash Balance, Ending	\$ 6,147	\$ 5,271	\$ 5,335

Deferred Compensation Fund

Act 81 of 1987 established the Commonwealth Deferred Compensation Program. The program enables commonwealth employees to defer a portion of their salaries into a retirement savings plan. The State Employees' Retirement System (SERS) is responsible for administration of the act.

Contributions to the fund began in 1988. The disbursements shown under Benefits and Rollovers are employee contribution funds transferred to one of the investment plan options. Those funds, together with the interest they earn, are available to employees upon retirement.

Statement of Cash Receipts and Disbursements

(Dollar Amounts in Thousands)

	2018-19 Actual	2019-20 Available	2020-21 Estimated
Cash Balance, Beginning	\$ 41,873	\$ 59,433	\$ 61,455
Receipts:			
Employee Contributions	\$ 149,684	\$ 154,175	\$ 158,800
Sale or Purchase of Securities.....	75,367	61,405	64,555
Fees Collected From Participants.....	0	0	4,012
Interest.....	3,116 ^a	3,209 ^a	3,305 ^a
Total Receipts	228,167	218,789	230,672
Total Funds Available	\$ 270,040	\$ 278,222	\$ 292,127
Disbursements:			
State Employees' Retirement System:			
Benefits and Rollovers.....	\$ 205,330	\$ 211,490	\$ 217,835
Fees and Expenses	5,277	5,277	4,704
Total Disbursements	-210,607	-216,767	-222,539
Cash Balance, Ending	\$ 59,433	\$ 61,455	\$ 69,588

^a Includes interest earned on funds controlled by SERS and the Treasury Department.

Deferred Compensation Fund — Short-Term Portfolio

Act 81 of 1987 established the Commonwealth Deferred Compensation Program. The program enables commonwealth employees to defer a portion of their salaries into a retirement savings plan. Available for the employees' investment selection is the Treasury Short-Term Money Market Account. In order to maintain the identity of the investments and deferred compensation contributions, the Deferred Compensation Fund - Short-Term Portfolio was established.

Statement of Cash Receipts and Disbursements

(Dollar Amounts in Thousands)

	2018-19 Actual	2019-20 Available	2020-21 Estimated
Cash Balance, Beginning	\$ 67,514	\$ 77,160	\$ 70,550
Receipts:			
Transfers from Deferred Compensation Fund.....	\$ 23,883	\$ 17,694	\$ 18,048
Interest	1,689	1,817	1,813
Total Receipts	25,572	19,511	19,861
Total Funds Available	\$ 93,086	\$ 96,671	\$ 90,411
Disbursements:			
State Employees' Retirement System	\$ 15,926	\$ 26,121	\$ 18,230
Total Disbursements	-15,926	-26,121	-18,230
Cash Balance, Ending	\$ 77,160	\$ 70,550	\$ 72,181

DNA Detection Fund

The DNA Detection Fund was created by Act 14 of Special Session One of 1995 to account for the collection and processing of Deoxyribonucleic Acid (DNA) samples by State Police from individuals convicted, adjudicated delinquent or granted accelerated rehabilitation disposition for a felony sex offense or other specified offense. Revenues are derived from mandatory fees which are assessed on sexual offenders. Expenditures are made to establish and maintain a DNA database and DNA bank. Act 57 of 2002 reestablished this fund as well as the State DNA database and State DNA Data Bank. Additional requirements provide for testing and the imposition of related costs on certain offenders, while further defining the apportionment of liability and damages against defendants.

Statement of Cash Receipts and Disbursements

(Dollar Amounts in Thousands)

	2018-19 Actual	2019-20 Available	2020-21 Estimated
Cash Balance, Beginning	\$ 7,267	\$ 6,719	\$ 3,765
Receipts:			
Assessments.....	\$ 2,415	\$ 2,100	\$ 2,100
Interest.....	171	159	89
Total Receipts	<u>2,586</u>	<u>2,259</u>	<u>2,189</u>
Total Funds Available	\$ 9,853	\$ 8,978	\$ 5,954
Disbursements:			
State Police.....	\$ 3,134	\$ 5,213	\$ 5,152
Total Disbursements	<u>-3,134</u>	<u>-5,213</u>	<u>-5,152</u>
Cash Balance, Ending	\$ 6,719	\$ 3,765	\$ 802

Dog Law Administration

The Dog Law Restricted Account was established by Act 225 of 1982 (amended 1996-151 and 2008-119) to fund the Bureau of Dog Law Enforcement, which is responsible for ensuring the welfare of breeding of dogs and puppies in kennels, regulating safety activities, licensing oversight and other dog control policy. Revenues to the Account are derived from dog licensing, fines and fees, as well as any interest accrued on the account. Dog license fees, which are the primary revenue source of the Account, have not been increased since 1996. The Account reimburses counties and municipalities for dog control operations and administers a Dog Control Facility Reimbursement grant program to reimburse licensed non-profit entities for assistance in funding operating costs. A one-time \$4 million transfer from the Account to the General Fund in 2010-11 was not restored, further exacerbating the financial position of the Account.

Statement of Cash Receipts and Disbursements

(Dollar Amounts in Thousands)

	2018-19 Actual	2019-20 Available	2020-21 Estimated
Cash Balance, Beginning	\$ 1,624	\$ 1,393	\$ 655
Receipts:			
Licenses and Fees.....	\$ 6,688	\$ 6,720	\$ 6,750
Fines and Penalties.....	247	248	249
Act 64 Transfer.....	-178	-198	-198
Interest	33	33	33
Other	262	281	282
Total Receipts.....	<u>7,052</u>	<u>7,084</u>	<u>7,116</u>
Total Funds Available	\$ 8,676	\$ 8,477	\$ 7,771
Disbursements:			
Agriculture.....	\$ 7,283	\$ 7,822	\$ 8,606
Total Disbursements.....	<u>-7,283</u>	<u>-7,822</u>	<u>-8,606</u>
Cash Balance, Ending	\$ 1,393	\$ 655	\$ -835^a

^a The negative cash balance shown identifies the projected financial position of the account. However, expenditures will be subject to the limitation of the Total Funds Available.

Educational Assistance Program Fund

The Educational Assistance Program Fund was established in Act 212 of 2004 to fund the Educational Assistance Program for members of the National Guard. Act 78 of 2014 added the Medical and Health Officer Incentive Program to this fund. Act 32 of 2019 established the National Guard Family Education Program and created a restricted revenue account in the Educational Assistance Program Fund for the Department of Military and Veterans Affairs.

Statement of Cash Receipts and Disbursements

(Dollar Amounts in Thousands)

	2018-19 Actual	2019-20 Available	2020-21 Estimated
Cash Balance, Beginning	\$ 808	\$ 3,422	\$ 3,194
Receipts:			
Transfer from General Fund.....	\$ 13,000	\$ 13,265	\$ 14,083
Interest.....	124	148	138
Total Receipts	<u>13,124</u>	<u>13,413</u>	<u>14,221</u>
Total Funds Available	\$ 13,932	\$ 16,835	\$ 17,415
Disbursements:			
Military and Veterans Affairs:			
National Guard Education.....	\$ 10,510	\$ 13,376	\$ 12,971
Military Family Education.....	0	265	3,083
Total Disbursements	<u>-10,510</u>	<u>-13,641</u>	<u>-16,054</u>
Cash Balance, Ending	\$ 3,422	\$ 3,194	\$ 1,361

Emergency Medical Services Operating Fund

The fund was created by the Emergency Medical Services Act, Act 45 of 1985, to assist in activities relating to the prevention and reduction of premature death and disability in the commonwealth; to provide assistance, coordination and support of the development and maintenance of the comprehensive emergency medical services system; to determine qualifications, eligibility and certification of emergency medical services personnel; and to fund ambulance services. Revenue is derived from a \$10 fine levied on all moving traffic violations and a \$25 fee imposed on persons admitted to programs for Accelerated Rehabilitation Disposition (ARD) related to driving under the influence of drugs and/or alcohol. These fines are in addition to other fines imposed at the discretion of the court. This statement includes both the Emergency Medical and Catastrophic Medical and Rehabilitation components of the Act.

Statement of Cash Receipts and Disbursements

(Dollar Amounts in Thousands)

	2018-19 Actual	2019-20 Available	2020-21 Estimated
Cash Balance, Beginning	\$ 10,567	\$ 10,288	\$ 6,202
Receipts:			
Fines	\$ 11,318	\$ 11,318	\$ 11,318
Interest	348	316	230
Other	295	295	295
Total Receipts	<u>11,961</u>	<u>11,929</u>	<u>11,843</u>
Total Funds Available	\$ 22,528	\$ 22,217	\$ 18,045
Disbursements:			
Health.....	\$ 12,240	\$ 16,015	\$ 13,300
Total Disbursements	<u>-12,240</u>	<u>-16,015</u>	<u>-13,300</u>
Cash Balance, Ending	\$ 10,288	\$ 6,202	\$ 4,745

Employment Fund for the Blind

This fund was created in 1967 to make loans to persons who are blind to purchase equipment, stock, merchandise and accessories necessary to put into operation vending or refreshment stands or other suitable business enterprises in suitable locations to be leased or arranged for by state agencies. Act 15 of 1999 transferred the authority to administer the fund from the Department of Human Services to the Department of Labor and Industry.

Monies credited to this fund include: (1) repayment of money advanced to persons who are blind for the purchase of merchandise, equipment, stock and accessories; (2) rental fees paid by persons who are blind for leasing equipment and accessories purchased, owned, installed and maintained by the Department of Labor and Industry; (3) a percentage of the profits from vending machines in state buildings where a restaurant or cafeteria is operated by the Department of General Services; and (4) any grants or contributions from the federal government.

Statement of Cash Receipts and Disbursements

(Dollar Amounts in Thousands)

	2018-19 Actual	2019-20 Available	2020-21 Estimated
Cash Balance, Beginning	\$ 2,083	\$ 2,398	\$ 2,484
Receipts:			
Vending Stand Equipment Rentals	\$ 190	\$ 211	\$ 225
Vending Machine Receipts	426	361	317
Interest	53	56	52
Other	432	378	320
Total Receipts	<u>1,101</u>	<u>1,006</u>	<u>914</u>
Total Funds Available	\$ 3,184	\$ 3,404	\$ 3,398
Disbursements:			
Labor and Industry.....	\$ 786	\$ 920	\$ 1,082
Total Disbursements	<u>-786</u>	<u>-920</u>	<u>-1,082</u>
Cash Balance, Ending	\$ 2,398	\$ 2,484	\$ 2,316

Energy Development Fund

The Energy Development Fund was created by Act 280 of 1982. The fund provides the vehicle to accomplish the purposes of the Pennsylvania Energy Development Authority (PEDA) including the sale of bonds. Activities of the fund include preparation of the energy development plan, payment of administrative costs, the making of grants and loans for limited research intended to make the greatest possible contributions to energy conservation and development, and the establishment of reserves in respect to loans guaranteed or bonds issued by the authority. The fund is supported by loan repayments and interest earnings. Under statute, if the Energy Development Authority determines that funds held for the credit of the fund are more than the amount needed to carry out the purposes of the enabling law, then the authority must transfer the excess money to the General Fund.

Statement of Cash Receipts and Disbursements

(Dollar Amounts in Thousands)

	2018-19 Actual	2019-20 Available	2020-21 Estimated
Cash Balance, Beginning	\$ 3,468	\$ 3,480	\$ 2,394
Receipts:			
Interest	\$ 110	\$ 106	\$ 100
Total Receipts	<u>110</u>	<u>106</u>	<u>100</u>
Total Funds Available	\$ 3,578	\$ 3,586	\$ 2,494
Disbursements:			
Environmental Protection.....	\$ 98	\$ 1,192	\$ 135
Total Disbursements	<u>-98</u>	<u>-1,192</u>	<u>-135</u>
Cash Balance, Ending	\$ 3,480	\$ 2,394	\$ 2,359

Environmental Education Fund

This fund was authorized by Act 24 of 1993 to provide environmental education programs and to provide grants to schools and other organizations. Funding is from the transfer of five percent of fines and penalties deposited in the special funds and restricted revenue accounts which are administered by the Department of Environmental Protection. Act 18 of 1995 requires that not less than 25 percent of the annual receipts of this fund shall be provided to the Department of Conservation and Natural Resources.

Statement of Cash Receipts and Disbursements

(Dollar Amounts in Thousands)

	2018-19 Actual	2019-20 Available	2020-21 Estimated
Cash Balance, Beginning	\$ 1,580	\$ 2,057	\$ 1,509
Receipts:			
Transfers from Other Funds.....	\$ 1,488	\$ 616	\$ 977
Interest.....	54	60	63
Total Receipts	<u>1,542</u>	<u>676</u>	<u>1,040</u>
Total Funds Available	\$ 3,122	\$ 2,733	\$ 2,549
Disbursements:			
Conservation and Natural Resources.....	\$ 316	\$ 302	\$ 169
Environmental Protection	749	922	735
Total Disbursements	<u>-1,065</u>	<u>-1,224</u>	<u>-904</u>
Cash Balance, Ending	\$ <u>2,057</u>	\$ <u>1,509</u>	\$ <u>1,645</u>

Environmental Stewardship Fund

The Environmental Stewardship Fund is a special revenue fund composed of monies from certain landfill fees. The fund provides for farmland preservation projects, open space protection, abandoned mine reclamation, watershed protection and restoration, water and sewer infrastructure and the improvement and conservation of commonwealth and community parks and recreational facilities. The fund originally received revenue from a 25 cent per ton, or 25 cent per three cubic yards, fee for all solid waste received at a landfill in the commonwealth. Act 90 of 2002 added an additional \$4 per ton disposal fee for all solid waste disposed of at any municipal waste landfill. For 2002-03, the first \$50 million received from this fee was deposited into this special fund. In 2003-04, and thereafter, all revenue from these fees is deposited in this special fund. Act 13 of 2012 authorized an annual transfer from the Marcellus Legacy Fund into the Environmental Stewardship Fund and Act 44 of 2017 modified this transfer. The dollars and interest generated by this fund are specifically designated for implementing the programs found in 27 Pa. Code Chapter 61. The fund is also used to service debt for the Growing Greener program.

The 2019-20 enacted budget included multiple appropriations out of the Environmental Stewardship Fund for agency programs. Act 20 of 2019 (Fiscal Code) authorized the transfer of \$45 million from commonwealth special funds for operations within the Department of Conservation and Natural Resources and Department of Environmental Protection. This provision is being utilized in 2019-20 to reverse the impact of the appropriations that were shifted from the General Fund to the Environmental Stewardship Fund and Recycling Fund. The financial statement below reflects this reversal, including the lapsing of the associated authorizations. Act 20 also reduced the transfer from the Marcellus Legacy Fund (originating with the Oil and Gas Lease Fund) and institutes a transfer from the personal income tax to offset the cost of debt service for Growing Greener.

Statement of Cash Receipts and Disbursements

(Dollar Amounts in Thousands)

	2018-19 Actual	2019-20 Available	2020-21 Estimated
Cash Balance, Beginning	\$ 121,415	\$ 141,042	\$ 0
Receipts:			
Licenses and Fees.....	\$ 76,702	\$ 80,538	\$ 83,760
Transfer from Marcellus Legacy Fund.....	29,337	7,287	7,479
Personal Income Tax.....	0	20,000	13,782
Interest.....	3,582	3,402	1,851
Total Receipts	<u>109,621</u>	<u>111,227</u>	<u>106,872</u>
Total Funds Available	\$ 231,036	\$ 252,269	\$ 106,872
Disbursements:			
Treasury:			
Debt Service for Growing Greener.....	\$ 26,053	\$ 20,000	\$ 13,782
Agriculture:			
Agricultural Conservation Easement Program.....	12,759	15,655	13,777
Conservation and Natural Resources:			
Heritage and Other Parks.....	0	0 ^a	0
Community Conservation Grants.....	6,124	13,419	6,000
Parks and Forest Facility Rehabilitation.....	6,786	54,675	16,135
Natural Diversity Conservation Grants.....	275	1,095	300
Environmental Protection:			
General Government Operations.....	0	0 ^a	0
Environmental Program Management.....	0	0 ^a	0
Chesapeake Bay Agricultural Source Abatement.....	0	0 ^a	0
Environmental Protection Operations.....	0	0 ^a	0
Delaware River Master.....	0	0 ^a	0
Susquehanna River Basin Commission.....	0	0 ^a	0
Interstate Commission on the Potomac River.....	0	0 ^a	0
Delaware River Basin Commission.....	0	0 ^a	0
Ohio River Valley Water Sanitation Commission.....	0	0 ^a	0
Chesapeake Bay Commission.....	0	0 ^a	0
Transfer to Conservation District Fund.....	0	0 ^a	0
Interstate Mining Commission.....	0	0 ^a	0
Watershed Protection and Restoration.....	17,565	126,601	34,816
Infrastructure Investment Authority:			
Storm Water, Water and Sewer Grants	20,432	20,824	22,062
Total Disbursements	<u>-89,994</u>	<u>-252,269</u>	<u>-106,872</u>
Cash Balance, Ending	\$ 141,042	\$ 0	\$ 0

^a Reflects \$16,045,000 of 2019-20 appropriation lapses.

Fantasy Contest Fund

As a result of Act 42 of 2017, the Fantasy Contest Fund was administratively established to receive all assessments from licensees for the administration and enforcement of fantasy contests provided by the Gaming Control Board and Department of Revenue.

Statement of Cash Receipts and Disbursements

(Dollar Amounts in Thousands)

	2018-19 Actual	2019-20 Available	2020-21 Estimated
Cash Balance, Beginning	\$ 20	\$ 382	\$ 281
Receipts:			
Licensee Deposit Accounts.....	\$ 345	\$ 487	\$ 687
Fantasy Contest Application Fees.....	199	30	30
Interest.....	4	1	1
Total Receipts	<u>548</u>	<u>518</u>	<u>718</u>
Total Funds Available	\$ 568	\$ 900	\$ 999
Disbursements:			
Gaming Control Board:			
Application / Licensure.....	\$ 0	\$ 156 ^a	\$ 20
Administrative Appropriations:			
Gaming Control Board.....	180	253	156
Revenue	6	210	418
Total Disbursements	<u>-186</u>	<u>-619</u>	<u>-594</u>
Cash Balance, Ending	\$ 382	\$ 281	\$ 405

^a Includes \$136,000 allocation of application and licensure expenditures from the prior year.

Farm Products Show Fund

The Farm Products Show Fund is a special revenue fund composed of monies received from the leasing of space to exhibitors and from rental, entry fees and other monies received or collected by the Farm Products Show Commission. It also includes a transfer from the Pennsylvania Race Horse Development Trust Fund. The fund is used for salaries and expenses of the Farm Products Show Commission, for the maintenance of the Farm Show Building and for prizes and premiums.

Statement of Cash Receipts and Disbursements

(Dollar Amounts in Thousands)

	2018-19 Actual	2019-20 Available	2020-21 Estimated
Cash Balance, Beginning	\$ 2,880	\$ 3,708	\$ 3,268
Receipts:			
Transfer from PA Race Horse Development Trust Fund.....	\$ 5,000	\$ 5,000	\$ 5,000
Rentals.....	3,560	3,631	3,704
Parking.....	2,338	2,385	2,432
Exhibit Fees.....	400	420	420
Service Charges.....	877	895	912
Concession.....	1,322	1,348	1,375
Interest.....	138	121	111
Other.....	313	319	326
Total Receipts	<u>13,948</u>	<u>14,119</u>	<u>14,280</u>
Total Funds Available	\$ 16,828	\$ 17,827	\$ 17,548
Disbursements:			
Agriculture.....	\$ 13,120	\$ 14,559	\$ 14,447
Total Disbursements	<u>-13,120</u>	<u>-14,559</u>	<u>-14,447</u>
Cash Balance, Ending	\$ 3,708	\$ 3,268	\$ 3,101

Fire Insurance Tax Fund

This fund was created by Act 205 of 1984 and is administered by the Auditor General. The revenue for the Fire Insurance Tax Fund results from the two percent tax paid upon premiums received from foreign (out-of-state) fire insurance companies on business done within the commonwealth. The funds are distributed based on the population and market value of real estate of each municipality. In addition, the distribution formula provides for differential payment for paid and volunteer firefighters. The amount to be distributed based on paid firefighters is transferred to the Municipal Pension Aid Fund for payment. This money must be paid by the local governmental organization into the relief, pension or retirement fund of the recognized firefighting organization serving the city, town, township or borough.

Statement of Cash Receipts and Disbursements

(Dollar Amounts in Thousands)

	2018-19 Actual	2019-20 Available	2020-21 Estimated
Cash Balance, Beginning	\$ 68,633	\$ 74,516	\$ 75,342
Receipts:			
Foreign Fire Insurance Premiums Tax.....	\$ 74,384	\$ 75,128	\$ 75,879
Total Receipts	<u>74,384</u>	<u>75,128</u>	<u>75,879</u>
Total Funds Available	\$ 143,017	\$ 149,644	\$ 151,221
Disbursements:			
Auditor General:			
Transfer to Municipal Pension Aid Fund.....	\$ 13,176	\$ 14,177	\$ 14,274
Aid to Local Jurisdictions.....	55,325	60,125	60,854
Total Disbursements	<u>-68,501</u>	<u>-74,302</u>	<u>-75,128</u>
Cash Balance, Ending	\$ 74,516	\$ 75,342	\$ 76,093

Fish Fund

The Fish Fund is a special revenue fund composed of monies from fishing license fees, fines, penalties, federal contributions and other sources. It provides for the administration and enforcement of the fish laws and the protection and propagation of aquatic life.

Statement of Cash Receipts and Disbursements

(Dollar Amounts in Thousands)

	2018-19 Actual	2019-20 Available	2020-21 Estimated
Cash Balance, Beginning	\$ 74,916	\$ 76,452	\$ 71,414
Receipts:			
Licenses and Fees.....	\$ 25,314	\$ 26,164	\$ 24,644
Fines and Penalties.....	265	400	400
Restricted Funds.....	3,229	3,000	3,000
Federal Receipts.....	7,497	8,658	7,714
Interest.....	2,090	2,132	1,977
Sale of Goods.....	508	151	129
Sale of Publications.....	5	10	10
Other.....	2,027	1,056	1,219
Total Receipts	<u>40,935</u>	<u>41,571</u>	<u>39,093</u>
Total Funds Available	\$ 115,851	\$ 118,023	\$ 110,507
Disbursements:			
Fish and Boat Commission.....	\$ 39,399	\$ 46,609	\$ 42,309
Total Disbursements	<u>-39,399</u>	<u>-46,609</u>	<u>-42,309</u>
Cash Balance, Ending	\$ 76,452	\$ 71,414	\$ 68,198

Game Fund

The Game Fund is a special revenue fund composed of monies from hunting license fees, sale of wood products, fines and penalties, rents, federal contributions and interest. It provides for the administration and enforcement of the game laws and the protection and propagation of game species.

Statement of Cash Receipts and Disbursements

(Dollar Amounts in Thousands)

	2018-19 Actual	2019-20 Available	2020-21 Estimated
Cash Balance, Beginning	\$ 68,287	\$ 79,741	\$ 51,966
Receipts:			
Licenses and Fees.....	\$ 43,847	\$ 45,898	\$ 45,013
Resident License Fee - Transfer for Wildlife Propagation.....	-7,500	-8,000	-8,000
Fines and Penalties.....	1,294	1,605	1,605
Gas and Oil Leases.....	48,800	56,383	60,086
Federal Receipts.....	27,850	28,483	27,991
Habitat License Fee Transfer.....	7,500	8,000	8,000
Interest.....	2,291	2,645	2,060
Sale of Goods.....	2,449	600	1,225
Sale of Wood Products.....	7,934	8,000	11,000
Sale of Publications.....	772	600	591
Other.....	1,771	1,700	1,461
Total Receipts	137,008	145,914	151,032
Total Funds Available	\$ 205,295	\$ 225,655	\$ 202,998
Disbursements:			
Game Commission.....	\$ 125,554	\$ 173,689	\$ 160,472
Total Disbursements	-125,554	-173,689	-160,472
Cash Balance, Ending	\$ 79,741	\$ 51,966	\$ 42,526

Governor Robert P. Casey Memorial Organ and Tissue Donation Awareness Trust Fund

This fund was established by Act 102 of 1994 and derives revenue from private contributions, income tax refund check-off donations and a voluntary \$1 add-on to the fee for an original or renewal driver's license, state identification card or vehicle registration. Act 90 of 2018 increases the voluntary add-on amount to \$3 and provides for the establishment of a publicly assessable internet website within the Department of Transportation for voluntary donations of at least \$1.

After the payment of initial departmental operating costs associated with the fund, including support of the Organ and Tissue Donation Advisory Committee, any remaining funds are spent as prescribed by the Act 90: 10 percent for hospital and medical expenses, funeral expenses and incidental expenses incurred by the donor or the donor's family in connection with making an organ or tissue donation, and support services to organ donors and tissue donors and their families, such as bereavement counseling services; 50 percent for grants to certified organ procurement organizations for the development and implementation of organ donation awareness programs; 15 percent in cooperation with certified organ procurement organizations for the Project Make-A-Choice program; and 25 percent for the implementation of organ donation awareness programs in secondary schools.

Statement of Cash Receipts and Disbursements

(Dollar Amounts in Thousands)

	2018-19 Actual	2019-20 Available	2020-21 Estimated
Cash Balance, Beginning	\$ 881	\$ 992	\$ 644
Receipts:			
Donations - State Income Tax Forms	\$ 9	\$ 9	\$ 9
Donations - Driver's License Applicants	259	266	321
Donations - Motor Vehicle Registrations	412	588	629
Donations - Private	1	2	1
Interest	23	24	26
Total Receipts	<u>704</u>	<u>889</u>	<u>986</u>
Total Funds Available	\$ 1,585	\$ 1,881	\$ 1,630
Disbursements:			
Education.....	\$ 190	\$ 165	\$ 165
Health.....	403	847	648
Transportation.....	0	225	100
Total Disbursements	<u>-593</u>	<u>-1,237</u>	<u>-913</u>
Cash Balance, Ending	\$ 992	\$ 644	\$ 717

Growing Greener Bond Fund

This fund was created under the authority of Act 45 of 2005 to receive and distribute the proceeds from the sale of \$625 million in bonds. This money will be used to finance various environmental projects such as watershed protection, mine drainage remediation, advanced energy, flood protection, brownfields remediation, state parks and forests facilities, open space conservation, farmland preservation, capital improvement projects for fishing, boating and hunting, and for county environmental initiatives.

Statement of Cash Receipts and Disbursements

(Dollar Amounts in Thousands)

	2018-19 Actual	2019-20 Available	2020-21 Estimated
Cash Balance, Beginning	\$ 19,816	\$ 9,814	\$ 0
Receipts:			
Referendum Bonds.....	\$ 0	\$ 0	\$ 0
Premium/Discount on Sale of Bonds.....	0	0	0
Accumulated Interest Transfer for Debt Service.....	-6,024	-1,584	0
Interest.....	422	150	0
Total Receipts	-5,602	-1,434	0
Total Funds Available	\$ 14,214	\$ 8,380	\$ 0
Disbursements:			
Treasury	\$ 4	\$ 0	\$ 0
Agriculture:			
Purchase of County Easements.....	0	257	0
Community and Economic Development:			
Main Street Downtown Development.....	600	1,063	0
Industrial Sites Reuse.....	840	0	0
Conservation and Natural Resources:			
Parks & Recreation Improvements.....	116	428	0
State Parks/Forest Projects.....	1,658	3,151	0
Open Space Conservation.....	0	108	0
Environmental Protection:			
Authority Projects.....	100	1,765	0
Environmental Improvement Projects.....	729	438	0
Acid Mine Drainage Abatement.....	166	987	0
Fish and Boat Commission:			
Capital Improvement Projects.....	187	173	0
Game Commission:			
Capital Improvement Projects.....	0	10	0
Total Disbursements	-4,400	-8,380	0
Cash Balance, Ending	\$ 9,814	\$ 0	\$ 0

Growing Greener Bond Sinking Fund

Payment of interest and principal due on outstanding Growing Greener bonds is made from this fund. The annual authorization from the Environmental Stewardship Fund (ESF) for general obligation debt service and interest on monies in the Growing Greener Bond Fund provide revenues to this fund.

Statement of Cash Receipts and Disbursements

(Dollar Amounts in Thousands)

	2018-19 Actual	2019-20 Available	2020-21 Estimated
Cash Balance, Beginning	\$ 0	\$ 0	\$ 0
Receipts:			
Transfer from Environmental Stewardship Fund.....	\$ 21,706	\$ 20,000	\$ 13,782
Interest.....	4	0	0
Total Receipts	<u>21,710</u>	<u>20,000</u>	<u>13,782</u>
Total Funds Available	<u>\$ 21,710</u>	<u>\$ 20,000</u>	<u>\$ 13,782</u>
Disbursements:			
Treasury.....	\$ 21,710	\$ 20,000	\$ 13,782
Total Disbursements	<u>-21,710</u>	<u>-20,000</u>	<u>-13,782</u>
Cash Balance, Ending	<u>\$ 0</u>	<u>\$ 0</u>	<u>\$ 0</u>

Hazardous Material Response Fund

The Hazardous Material Response Fund was created by Act 165 of 1990 and amended by Act 121 of 2000 to carry out Pennsylvania's responsibilities under Title III of the Federal Superfund Amendments and Reauthorization Act (SARA Title III). Revenue is generated from toxic chemical registration fees and toxic chemical release form fees. Expenditures are for training hazardous material response teams, public education programs, grants to counties for SARA Title III activities, cost recovery grants, facility and vehicle inspections, testing and administration of the program, including data collection and management.

Statement of Cash Receipts and Disbursements

(Dollar Amounts in Thousands)

	2018-19 Actual	2019-20 Available	2020-21 Estimated
Cash Balance, Beginning	\$ 1,718	\$ 1,381	\$ 822
Receipts:			
Toxic Chemical Release Form Fee	\$ 915	\$ 900	\$ 975
Chemical Inventory Fee	387	375	375
Interest	56	45	27
Other	89	25	25
Total Receipts	<u>1,447</u>	<u>1,345</u>	<u>1,402</u>
Total Funds Available	<u>\$ 3,165</u>	<u>\$ 2,726</u>	<u>\$ 2,224</u>
Disbursements:			
Emergency Management.....	\$ 1,704	\$ 1,844	\$ 1,800
Labor and Industry.....	80	60	80
Total Disbursements	<u>-1,784</u>	<u>-1,904</u>	<u>-1,880</u>
Cash Balance, Ending	<u>\$ 1,381</u>	<u>\$ 822</u>	<u>\$ 344</u>

Hazardous Sites Cleanup Fund

This fund was created by Act 58 of 1987 to finance the cleanup and restoration of abandoned hazardous waste sites in the commonwealth. Expenditures from this fund are for cleaning up abandoned hazardous waste sites throughout the commonwealth and restoring the land to productive use. Revenue is generated from a Hazardous Waste Fee as well as money received from parties determined responsible for site contamination. Prior to 2002-03, the fund received one-quarter mill of the Capital Stock and Franchise Tax. Act 77 of 2007 provided for a one-time transfer in 2007-08 of monies lapsed from certain appropriations within the Legislature. Beginning in 2008-09, the act also included an annual transfer to the fund of \$40 million of revenue received from the Capital Stock and Franchise Tax. Act 13 of 2012 includes an annual transfer from the Marcellus Legacy Fund beginning in 2014-15 and Act 44 of 2017 modified this transfer. The Capital Stock and Franchise Tax was eliminated on January 1, 2016. This budget includes a proposed \$1 per ton increase to the tipping fee on municipal waste landfill deposits to generate new funding for the Hazardous Sites Cleanup Fund.

Statement of Cash Receipts and Disbursements

(Dollar Amounts in Thousands)

	2018-19 Actual	2019-20 Available	2020-21 Estimated
Total Cash Balance, Beginning	\$ 85,486	\$ 81,273	\$ 45,726
Receipts:			
Transfer of Capital Stock and Franchise Tax.....	\$ 13,012	\$ 6,738	\$ 0
Transfer from Marcellus Legacy Fund.....	19,656	18,643	18,740
Tipping Fee.....	0	0	22,600
Hazardous Waste Fee.....	1,977	1,947	1,947
Cost Recovery.....	782	1,020	1,020
Interest.....	2,020	1,974	1,722
Other.....	32	0	0
Total Receipts	<u>37,479</u>	<u>30,322</u>	<u>46,029</u>
Total Funds Available	\$ 122,965	\$ 111,595	\$ 91,755
Disbursements:			
Environmental Protection.....	\$ 36,692	\$ 61,869	\$ 53,448
Transfer to Industrial Sites Environmental Assessment Fund.....	2,000	0	0
Transfer to Industrial Sites Cleanup Fund.....	2,000	3,000	2,000
Transfer to Household Hazardous Waste Account.....	1,000	1,000	1,000
Total Disbursements	<u>-41,692</u>	<u>-65,869</u>	<u>-56,448</u>
Cash Balance, Ending	\$ 81,273	\$ 45,726	\$ 35,307

Higher Education Assistance Fund

This fund statement presents financial activity within the Higher Education Assistance Fund that is related only to programs funded by state and federal appropriations. The Pennsylvania Higher Education Assistance Agency (PHEAA) administers other programs through the Higher Education Assistance Fund which are not included in this presentation. Funding is used primarily for the following purposes: (1) grants to students; (2) grants to nondenominational, private postsecondary educational institutions; (3) grants to institutions of higher learning for the purpose of helping the institution secure federal funds to provide direct financial aid to students; (4) funds to institutions for the Federal Work Study Program; (5) grants to minority students entering graduate professional schools under the Bond-Hill Program; (6) funds to recruit gifted students to Cheyney University; (7) funds for the higher education of disadvantaged students; and (8) funds for the higher education of blind or deaf students. Revenues to this fund are derived from General Fund appropriations by the General Assembly, federal funds and interest earnings.

Statement of Cash Receipts and Disbursements

(Dollar Amounts in Thousands)

	2018-19 Actual	2019-20 Available	2020-21 Estimated
Cash Balance, Beginning	\$ 33,741	\$ 30,162	\$ 30,013
Receipts:			
Transfer from General Fund	\$ 322,661	\$ 369,382	\$ 412,199
Investment Earnings	2,885	2,700	2,700
Federal Revenue.....	1,620	1,674	1,675
Other.....	80,969	28,166	30,000
Total Receipts	<u>408,135</u>	<u>401,922</u>	<u>446,574</u>
Total Funds Available	\$ 441,876	\$ 432,084	\$ 476,587
Disbursements:			
Higher Education Assistance Agency.....	\$ 411,714	\$ 402,071	\$ 443,874
Total Disbursements	<u>-411,714</u>	<u>-402,071</u>	<u>-443,874</u>
Cash Balance, Ending	\$ 30,162	\$ 30,013	\$ 32,713

Highway Beautification Fund

The Highway Beautification Fund was created by Act 5 of Special Session Three of 1966. Highway beautification activities are supported by licenses, fees, fines, penalties and interest. Activities include the regulating of outdoor advertising and junkyards.

Statement of Cash Receipts and Disbursements

(Dollar Amounts in Thousands)

	2018-19 Actual	2019-20 Available	2020-21 Estimated
Cash Balance, Beginning	\$ 680	\$ 480	\$ 209
Receipts:			
Licenses and Fees.....	\$ 322	\$ 332	\$ 332
Interest.....	14	11	9
Total Receipts	336	343	341
Total Funds Available	\$ 1,016	\$ 823	\$ 550
Disbursements:			
Transportation.....	\$ 536	\$ 614	\$ 350
Total Disbursements	-536	-614	-350
Cash Balance, Ending	\$ 480	\$ 209	\$ 200

Historical Preservation Fund

This fund was created for expenditure by the Historical and Museum Commission for the preservation, care and maintenance of state historical properties, museums and records and for the financing of historical research and publication programs. Money in the fund can also be used to purchase publications and souvenirs of a historical nature for sale at commission administered properties. This fund is made up of monies from the sale of publications by the Pennsylvania Historical and Museum Commission and all monies received from admission fees or other sales by the commission at the state historical properties and/or museums. Act 173 of 2002 enables the commission to sell most commonwealth publications to the public and provides that net proceeds from the publication sales and from the sale of historical properties administered by the commission shall be deposited into the fund. The Historical Preservation Fund is designated for projects of the Historical and Museum Commission for which they have agreements to complete over a period of several fiscal years.

Statement of Cash Receipts and Disbursements

(Dollar Amounts in Thousands)

	2018-19 Actual	2019-20 Available	2020-21 Estimated
Cash Balance, Beginning	\$ 8,318	\$ 8,556	\$ 6,250
Receipts:			
Admission Fees.....	\$ 1,349	\$ 1,400	\$ 1,500
Mitigation and Special Projects.....	0	0	20
Interest	192	196	179
Other.....	391	356	356
Total Receipts	1,932	1,952	2,055
Total Funds Available	\$ 10,250	\$ 10,508	\$ 8,305
Disbursements:			
Historical and Museum Commission:			
General Operations.....	\$ 849	\$ 1,758	\$ 1,742
Mitigation and Special Projects.....	845	2,500	2,245
Total Disbursements	-1,694	-4,258	-3,987
Cash Balance, Ending	\$ 8,556^a	\$ 6,250^a	\$ 4,318^a

^a Includes the following amounts restricted for mitigation and special projects: 2018-19 Actual is \$6,007,000, 2019-20 Available is \$3,507,000, and 2020-21 Estimated is \$1,282,000.

HOME Investment Trust Fund

This fund was established by Act 172 of 1992 in order to administer Pennsylvania's program under the National Affordable Housing Act of 1990. Funding is provided by the Federal Department of Housing and Urban Development on an annual basis. Expenditures are for the development and support of affordable rental housing and home ownership through the acquisition, new construction, reconstruction or rehabilitation of housing.

Beginning in 2000-01, the majority of federal funds are granted directly through the implementation of the Federal Department of Housing and Urban Development Integrated Disbursement and Information System and do not flow through the Department of Community and Economic Development. Administrative funds are appropriated to the department to continue the program.

Statement of Cash Receipts and Disbursements

(Dollar Amounts in Thousands)

	2018-19 Actual	2019-20 Available	2020-21 Estimated
Cash Balance, Beginning	\$ 71	\$ 41	\$ 0
Receipts:			
Federal Revenue.....	\$ 796	\$ 4,072	\$ 3,800
HOME Program Income.....	224	200	200
Total Receipts	<u>1,020</u>	<u>4,272</u>	<u>4,000</u>
Total Funds Available	<u>\$ 1,091</u>	<u>\$ 4,313</u>	<u>\$ 4,000</u>
Disbursements:			
Community and Economic Development.....	\$ 1,050	\$ 4,313	\$ 4,000
Total Disbursements	<u>-1,050</u>	<u>-4,313</u>	<u>-4,000</u>
Cash Balance, Ending	<u>\$ 41</u>	<u>\$ 0</u>	<u>\$ 0</u>

Homeowner Assistance Settlement Fund

This fund was established by Act 70 of 2012. Payments received pursuant to the Homeowner Assistance Settlement Agreement were deposited into this fund. Disbursements are made for the Homeowner's Emergency Mortgage Assistance Program, for housing consumer protection programs and for civil legal assistance related to housing issues.

Statement of Cash Receipts and Disbursements

(Dollar Amounts in Thousands)

	2018-19 Actual	2019-20 Available	2020-21 Estimated
Cash Balance, Beginning	\$ 135	\$ 10	\$ 3
Receipts:			
Interest.....	\$ 1	\$ 0	\$ 0
Total Receipts	<u>1</u>	<u>0</u>	<u>0</u>
Total Funds Available	<u>\$ 136</u>	<u>\$ 10</u>	<u>\$ 3</u>
Disbursements:			
Pennsylvania Housing Finance Agency.....	\$ 0	\$ 7	\$ 0
Attorney General.....	126	0	0
Total Disbursements	<u>-126</u>	<u>-7</u>	<u>0</u>
Cash Balance, Ending	<u>\$ 10</u>	<u>\$ 3</u>	<u>\$ 3</u>

Housing Affordability and Rehabilitation Enhancement Fund

This fund was established by Act 105 of 2010. Revenue consists of a transfer from the Unconventional Gas Well Fund. Disbursements are made in accordance with the Housing Finance Agency Law. Act 58 of 2015 provides for additional funding to be transferred to this fund based on the amount of Realty Transfer Tax (RTT) received yearly. Act 13 of 2019 increased the cap of the annual RTT transfer to \$40 million.

Statement of Cash Receipts and Disbursements

(Dollar Amounts in Thousands)

	2018-19 Actual	2019-20 Available	2020-21 Estimated
Cash Balance, Beginning	\$ 7,417	\$ 8,641	\$ 300
Receipts:			
Transfer from Unconventional Gas Well Fund.....	\$ 8,145	\$ 5,080	\$ 5,000
Transfer of Realty Transfer Tax.....	25,000	40,000	40,000
Interest.....	180	300	300
Total Receipts	<u>33,325</u>	<u>45,380</u>	<u>45,300</u>
Total Funds Available	\$ 40,742	\$ 54,021	\$ 45,600
Disbursements:			
Pennsylvania Housing Finance Agency			
Housing Affordability and Rehabilitation Program.....	\$ 7,101	\$ 13,225	\$ 5,000
Housing Programs-RTT.....	25,000	40,496	40,300
Total Disbursements.....	<u>-32,101</u>	<u>-53,721</u>	<u>-45,300</u>
Cash Balance, Ending	\$ 8,641	\$ 300	\$ 300

Industrial Development Fund

Periodic General Fund appropriations made by the General Assembly to the Pennsylvania Industrial Development Authority (PIDA) are credited to this fund. From 1992 to 1994, these appropriations were replaced by an annual \$70 million transfer of Corporate Net Income tax revenues as provided by Act 22 of 1991. This transfer ended at the close of the 1993-94 fiscal year as part of the PIDA recapitalization. Act 161 of 2014 authorized funds to be transferred by an action of the PIDA board between the Small Business First Fund, the Machinery and Equipment Loan Fund, and the Industrial Development Fund to maximize the effectiveness of the programs.

The fund makes loans to local industrial development agencies to stimulate economic activity in areas of high unemployment. Repayments of loans and other revenues, generally not credited to this fund, are used by PIDA to make additional loans.

Statement of Cash Receipts and Disbursements

(Dollar Amounts in Thousands)

	2018-19 Actual	2019-20 Available	2020-21 Estimated
Cash Balance, Beginning	\$ 0	\$ 0	\$ 0
Receipts:			
Transfer from Machinery and Equipment Loan Fund.....	\$ 10,000	\$ 0	\$ 0
Transfer from Small Business First Fund.....	12,103	0	0
Transfer from PA Export Finance Program.....	2,897	0	0
Interest.....	25	0	0
Total Receipts	<u>25,025</u>	<u>0</u>	<u>0</u>
Total Funds Available	\$ 25,025	\$ 0	\$ 0
Disbursements:			
Community and Economic Development.....	\$ 25,025	\$ 0	\$ 0
Total Disbursements	<u>-25,025</u>	<u>0</u>	<u>0</u>
Cash Balance, Ending	\$ 0	\$ 0	\$ 0

Industrial Sites Cleanup Fund

Act 2 of 1995 created the Industrial Sites Cleanup Fund to provide grants and loans to political subdivisions, local economic development agencies and others who, as part of an economic development strategy, undertake voluntary cleanup of property contaminated by industrial activity. Act 6 of 2000 allows the Department of Community and Economic Development to provide performance-based loans, which may be forgiven if performance measures are met. Also, Act 6 expanded the program to include remediation of non-hazardous waste or debris. Revenue to the fund consists of transfers from the Hazardous Sites Cleanup Fund, any funds appropriated by the General Assembly, interest earnings and loan repayments. Grants and loans are prioritized based on the benefit of the project to the public health and safety, the cost effectiveness of the project, the economic distress of the area and the potential of the project to result in economic development. Revenue to the fund is primarily derived through transfers from the Hazardous Sites Cleanup Fund. The primary revenue source for the Hazardous Sites Cleanup Fund ended with the full phase-out of the Capital Stock and Franchise Tax on January 1, 2016. This budget includes a proposed \$1 per ton increase to the municipal waste deposit tipping fee to the Hazardous Sites Cleanup Fund.

Statement of Cash Receipts and Disbursements

(Dollar Amounts in Thousands)

	2018-19 Actual	2019-20 Available	2020-21 Estimated
Cash Balance, Beginning	\$ 19,915	\$ 16,596	\$ 9,830
Receipts:			
Loan Principal and Interest Repayments.....	\$ 132	\$ 150	\$ 100
Transfer from Hazardous Sites Cleanup Fund.....	2,000	3,000	2,000
Interest.....	585	475	350
Other.....	2	0	0
Total Receipts	<u>2,719</u>	<u>3,625</u>	<u>2,450</u>
Total Funds Available	\$ 22,634	\$ 20,221	\$ 12,280
Disbursements:			
Community and Economic Development.....	\$ 6,038	\$ 10,391	\$ 5,614
Total Disbursements	<u>-6,038</u>	<u>-10,391</u>	<u>-5,614</u>
Cash Balance, Ending	\$ 16,596	\$ 9,830	\$ 6,666

Insurance Fraud Prevention Trust Fund

The Insurance Fraud Prevention Trust Fund was created by Act 166 of 1994. The purpose of the fund is to finance activities in the commonwealth to prevent, combat and reduce insurance fraud by improving and supporting insurance fraud law enforcement, prosecutions and prevention. The source of funds includes assessments on the insurance companies that conduct business in the Commonwealth of Pennsylvania, fines and penalties, and interest earnings.

Statement of Cash Receipts and Disbursements

(Dollar Amounts in Thousands)

	2018-19 Actual	2019-20 Available	2020-21 Estimated
Cash Balance, Beginning	\$ 5,465	\$ 5,836	\$ 4,739
Receipts:			
Assessments, Fines and Penalties.....	\$ 15,811	\$ 15,453	\$ 15,869
Interest.....	183	195	159
Total Receipts	<u>15,994</u>	<u>15,648</u>	<u>16,028</u>
Total Funds Available	\$ 21,459	\$ 21,484	\$ 20,767
Disbursements:			
Insurance Fraud Prevention Authority.....	\$ 15,623	\$ 16,745	\$ 17,123
Total Disbursements	<u>-15,623</u>	<u>-16,745</u>	<u>-17,123</u>
Cash Balance, Ending	\$ 5,836	\$ 4,739	\$ 3,644

Insurance Liquidation Fund

The Insurance Department is responsible for administering the liquidation of insolvent domestic insurance carriers pursuant to orders of the Commonwealth Court under Article V of the Insurance Department Act. This fund is used to permit the Treasury Department to invest the assets of insolvent insurance carriers. These assets are used to pay claims and expenses incurred in the administration of domestic insurance carrier insolvencies.

Statement of Cash Receipts and Disbursements

(Dollar Amounts in Thousands)

	2018-19 Actual	2019-20 Available	2020-21 Estimated
Cash Balance, Beginning	\$ 72,724	\$ 93,135	\$ 95,292
Receipts:			
Interest	\$ 2,185	\$ 2,157	\$ 2,200
Investment Income.....	18,226	0	0
Total Receipts	<u>20,411</u>	<u>2,157</u>	<u>2,200</u>
Total Funds Available	\$ 93,135	\$ 95,292	\$ 97,492
Disbursements:			
Insurance	\$ 0	\$ 0	\$ 0
Total Disbursements	<u>0</u>	<u>0</u>	<u>0</u>
Cash Balance, Ending	\$ 93,135	\$ 95,292	\$ 97,492

Insurance Regulation and Oversight Fund

This fund was established by Act 46 of 2013 to provide for the Insurance Department's regulation, management, development and oversight of the commonwealth's insurance industry.

The Insurance Regulation and Oversight Fund receives 50 percent of all licenses and fees collected by the Insurance Department and all augmentations and reimbursements made to the department by regulated entities. The surcharge on moving vehicle violations remains in the General Fund.

At the end of the fiscal year, the fund retains an amount equal to no more than 100 percent of the total expenditures and commitments by the department from the immediately preceding fiscal year. If the balance in the fund at the end of the fiscal year exceeds the retention amount, then that amount of excess funds is to be returned to the General Fund within 30 days of the end of the fiscal year.

Act 20 of 2019 authorized the Secretary of the Budget to transfer up to \$45 million of special fund balances to the General Fund for environmental programs.

Statement of Cash Receipts and Disbursements

(Dollar Amounts in Thousands)

	2018-19 Actual	2019-20 Available	2020-21 Estimated
Cash Balance, Beginning	\$ 22,061	\$ 30,130	\$ 26,137
Receipts:			
Licenses and Fees.....	\$ 33,831	\$ 31,210	\$ 31,808
Examination Reimbursements	265	4,900	4,900
Interest.....	413	509	632
Other.....	815	785	785
Total Receipts	<u>35,324</u>	<u>37,404</u>	<u>38,125</u>
Total Funds Available	\$ 57,385	\$ 67,534	\$ 64,262
Disbursements:			
Insurance	\$ 27,255	\$ 34,295	\$ 30,871
Transfer to Environmental Programs.....	0	7,102	0
Total Disbursements	<u>-27,255</u>	<u>-41,397</u>	<u>-30,871</u>
Cash Balance, Ending	\$ 30,130	\$ 26,137	\$ 33,391

Job Training Fund

This fund was created by Act 5 of 2005 to facilitate advances in workforce development in the commonwealth. The Job Training Fund awards annual grants to entities in specified rural counties which run workforce education programs and services for job training assistance to incumbent workers, dislocated workers, adult and youth workers and other workforce development programs. Receipts in the fund are transfers from the Special Administration Fund and are supplemented by interest earnings and other monies appropriated to the fund. Due to anticipated shortfalls in the Unemployment Compensation Administration Fund, the department suspended transfers to the Job Training Fund beginning in 2016-17. Until such time as sufficient revenues become available, all Special Administration Fund revenues will be used for the administration of unemployment compensation.

Statement of Cash Receipts and Disbursements

(Dollar Amounts in Thousands)

	2018-19 Actual	2019-20 Available	2020-21 Estimated
Cash Balance, Beginning	\$ 364	\$ 373	\$ 382
Receipts:			
Interest.....	\$ 9	\$ 9	\$ 9
Total Receipts	<u>9</u>	<u>9</u>	<u>9</u>
Total Funds Available	<u>\$ 373</u>	<u>\$ 382</u>	<u>\$ 391</u>
Disbursements:			
Labor and Industry.....	\$ 0	\$ 0	\$ 0
Total Disbursements	<u>0</u>	<u>0</u>	<u>0</u>
Cash Balance, Ending	<u><u>\$ 373</u></u>	<u><u>\$ 382</u></u>	<u><u>\$ 391</u></u>

Justice Reinvestment Fund

The Justice Reinvestment Fund was created by Act 196 of 2012 and supports programs and activities that improved the delivery of criminal justice services within the commonwealth. Funding was derived from savings to the State Correctional Institutions through implementation of Act 122 of 2012, which established the Justice Reinvestment Initiative. Disbursements were made according to the provisions of Act 196 which included fixed amounts to the Pennsylvania Commission on Crime and Delinquency and the Pennsylvania Commission on Sentencing. Amounts remaining in the fund after these disbursements were distributed by formula to various JRI programs; such as victim services, offender risk assessment modeling, county probation grants, county innovative policing and contracts to divert short- and medium-minimum offenders from incarceration, state parole processes and coordinated safe community reentry programs.

Act 115 of 2019, which establishes the second phase of the Justice Reinvestment Initiative, will create future revenue to the fund through savings generated by the implementation of short sentence parole, increased use of the state drug treatment program and the use of sanctions for technical parole violations. Through Act 114 of 2019, the fund is continued, and deposits and disbursements will begin in 2021-22 based on a prescribed percentage of program savings generated in the year prior to the deposits. Distributions will continue through 2025-26. Annual grants made from this fund will supplement and not supplant existing funding, including funding provided to county governments.

Statement of Cash Receipts and Disbursements

(Dollar Amounts in Thousands)

	2018-19 Actual	2019-20 Available	2020-21 Estimated
Cash Balance, Beginning	\$ 1,241	\$ 1,033	\$ 544
Receipts:			
Interest.....	\$ 26	\$ 22	\$ 12
Total Receipts	<u>26</u>	<u>22</u>	<u>12</u>
Total Funds Available	<u>\$ 1,267</u>	<u>\$ 1,055</u>	<u>\$ 556</u>
Disbursements:			
Commission on Crime and Delinquency.....	\$ 234	\$ 511	\$ 556
Total Disbursements	<u>-234</u>	<u>-511</u>	<u>-556</u>
Cash Balance, Ending	<u><u>\$ 1,033</u></u>	<u><u>\$ 544</u></u>	<u><u>\$ 0</u></u>

Keystone Recreation, Park and Conservation Fund

The Keystone Recreation, Park and Conservation Fund is a special fund composed of monies from the sale of specific bonds and certain tax revenues. This fund provides for increased acquisitions, improvements and expansions of commonwealth and community parks, recreation facilities, historic sites, zoos, public libraries, nature preserves and wildlife habitats.

Act 50 of 1993 approved the transfer of 15 percent of revenues from the state Realty Transfer Tax to this fund. These monies are distributed to programs according to the formula contained in the act. Uses of this fund were specifically approved through a voter referendum. Any balance in the fund is committed for eligible projects.

Statement of Cash Receipts and Disbursements

(Dollar Amounts in Thousands)

	2018-19 Actual	2019-20 Available	2020-21 Estimated
Total Cash Balance, Beginning	\$ 152,343	\$ 168,575	\$ 0
Receipts:			
Transfer of Realty Transfer Tax.....	\$ 97,289	\$ 109,100	\$ 112,000
Interest.....	4,773	4,740	2,369
Total Receipts	<u>102,062</u>	<u>113,840</u>	<u>114,369</u>
Total Funds Available	\$ 254,405	\$ 282,415	\$ 114,369
Disbursements:			
Conservation and Natural Resources.....	\$ 54,959	\$ 199,804	\$ 74,340
Education.....	21,576	38,925	25,161
Historical and Museum Commission.....	9,295	43,686	14,868
Total Disbursements	<u>-85,830</u>	<u>-282,415</u>	<u>-114,369</u>
Cash Balance, Ending	\$ 168,575	\$ 0	\$ 0

Liquid Fuels Tax Fund

The Liquid Fuels Tax Fund was created in 1931 to assist in funding the local roads system. Through December 2013, one-half cent per gallon of gasoline and diesel fuel taxes was deposited into the fund for semi-annual distribution to county governments and to pay registration fees for vehicles operated by mass transportation systems. Beginning January 2014, per Act 89 of 2013, a new millage rate replaced the one-half cent per gallon on gasoline and diesel fuel tax. The new rate is 4.17% of the mills imposed under Title 75, Section 9502 (A) (5). After payment of fees, remaining funds are allocated to the counties on a three-year average refund to total refund formula and must be used for highway purposes. Since the majority of counties have direct jurisdiction over a limited number of roads, a large portion of these funds are further allocated by the counties to their political subdivisions. To streamline payments to counties, the Department of Revenue delegated the authority for these payments and attendant expenses to the Department of Transportation effective in 1999-00.

Statement of Cash Receipts and Disbursements

(Dollar Amounts in Thousands)

	2018-19 Actual	2019-20 Available	2020-21 Estimated
Cash Balance, Beginning	\$ 3,864	\$ 3,005	\$ 3,000
Receipts:			
Tax on Gasoline	\$ 22,970	\$ 22,984	\$ 23,681
Tax on Diesel Fuel	6,368	6,553	5,922
Total Receipts	<u>29,338</u>	<u>29,537</u>	<u>29,603</u>
Total Funds Available	\$ 33,202	\$ 32,542	\$ 32,603
Disbursements:			
Transfer to Boat Fund.....	\$ 103	\$ 105	\$ 110
Transportation.....	30,094	29,437	29,503
Total Disbursements.....	<u>-30,197</u>	<u>-29,542</u>	<u>-29,613</u>
Cash Balance, Ending	\$ 3,005	\$ 3,000	\$ 2,990

Liquor License Fund

The Liquor License Fund serves as a pass-through account for liquor and/or beer license fees from hotels, restaurants and clubs. These fees are returned semi-annually to the municipalities in which the licenses are located. Interest earned on fund deposits is credited to the General Fund.

Statement of Cash Receipts and Disbursements

(Dollar Amounts in Thousands)

	2018-19 Actual	2019-20 Available	2020-21 Estimated
Cash Balance, Beginning	\$ 2,506	\$ 2,205	\$ 2,150
Receipts:			
License Fees.....	\$ 4,497	\$ 4,542	\$ 4,587
Total Receipts	<u>4,497</u>	<u>4,542</u>	<u>4,587</u>
Total Funds Available	\$ 7,003	\$ 6,747	\$ 6,737
Disbursements:			
Liquor Control Board.....	\$ 4,798	\$ 4,597	\$ 4,651
Total Disbursements	<u>-4,798</u>	<u>-4,597</u>	<u>-4,651</u>
Cash Balance, Ending	\$ 2,205	\$ 2,150	\$ 2,086

Local Cigarette Tax Fund

The Local Cigarette Tax Fund is a fiduciary fund composed of monies received from the collection of a local option cigarette tax in cities of the first class. Act 131 of 2014 allows a school district, when authorized by the governing body of a first class city (Philadelphia), to impose and assess an excise tax on the sale or possession of cigarettes at the rate of \$0.10 per cigarette. This tax is only assessed on cigarettes currently subject to a levy under Article XII of the Tax Reform Code of 1971. The Department of Revenue is authorized to retain the sum of the costs of collections.

Statement of Cash Receipts and Disbursements

(Dollar Amounts in Thousands)

	2018-19 Actual	2019-20 Available	2020-21 Estimated
Cash Balance, Beginning	\$ 4,805	\$ 3,237	\$ 0
Receipts:			
Philadelphia Cigarette Tax Collections.....	\$ 54,605	\$ 37,700	\$ 34,300
Act 84 of 2016 Collection Adjustment.....	0	18,166	21,100
Interest.....	87	151	125
Offset Department of Revenue Collection Costs.....	-828	-800	-800
Total Receipts	<u>53,864</u>	<u>55,217</u>	<u>54,725</u>
Total Funds Available	\$ 58,669	\$ 58,454	\$ 54,725
Disbursements:			
Distribution to the Philadelphia School District.....	\$ 55,432	\$ 58,454	\$ 54,725
Total Disbursements	<u>-55,432</u>	<u>-58,454</u>	<u>-54,725</u>
Cash Balance, Ending	\$ 3,237	\$ 0	\$ 0

Local Government Capital Project Loan Fund

This fund was created in 1990 to assist municipal governments in acquiring equipment and facilities by providing low-interest loans to those governments which find conventional loan costs to be prohibitive. Loans are provided at a rate of 2 percent for periods not to exceed 10 years. Revenues received from loan repayment and interest accrual are returned to the fund on a revolving basis. Act 46 of 1997 extended this fund indefinitely.

Statement of Cash Receipts and Disbursements

(Dollar Amounts in Thousands)

	2018-19 Actual	2019-20 Available	2020-21 Estimated
Cash Balance, Beginning	\$ 3,823	\$ 3,758	\$ 2,786
Receipts:			
Loan Principal and Interest Repayments.....	\$ 165	\$ 160	\$ 160
Interest	91	86	50
Total Receipts	<u>256</u>	<u>246</u>	<u>210</u>
Total Funds Available	\$ 4,079	\$ 4,004	\$ 2,996
Disbursements:			
Community and Economic Development.....	\$ 321	\$ 1,218	\$ 1,000
Total Disbursements	<u>-321</u>	<u>-1,218</u>	<u>-1,000</u>
Cash Balance, Ending	\$ 3,758	\$ 2,786	\$ 1,996

Machinery and Equipment Loan Fund

This fund was established by Act 120 of 1988 to provide low-interest machinery and equipment financing for Pennsylvania businesses in order to facilitate their growth, competitiveness and value-added capacity. The fund was initially capitalized by an appropriation from the Pennsylvania Economic Revitalization Fund. It is now funded from loan repayments and interest earnings. Act 22 of 2004 required the Commonwealth Financing Authority to transfer \$75 million in bond proceeds to the Department of Community and Economic Development for deposit in the fund. Act 161 of 2014 transitioned the administration of this fund to the Pennsylvania Industrial Development Authority, while also authorizing funds to be transferred by an action of the PIDA board between the Small Business First Fund, the Machinery and Equipment Loan Fund, and the Industrial Development Fund to maximize the effectiveness of the programs. The fund balance does not reflect substantial loan commitments for outstanding offers extended for business expansion projects.

Act 20 of 2019 authorized the Secretary of the Budget to transfer up to \$45 million of special fund balances to the General Fund for environmental programs.

Statement of Cash Receipts and Disbursements

(Dollar Amounts in Thousands)

	2018-19 Actual	2019-20 Available	2020-21 Estimated
Cash Balance, Beginning	\$ 53,009	\$ 46,819	\$ 31,696
Receipts:			
Loan Principal and Interest Repayments.....	\$ 10,034	\$ 10,000	\$ 10,000
Loan Service Fees.....	49	50	50
Interest.....	1,326	1,221	1,000
Other.....	1	5	5
Total Receipts	<u>11,410</u>	<u>11,276</u>	<u>11,055</u>
Total Funds Available	\$ 64,419	\$ 58,095	\$ 42,751
Disbursements:			
Community and Economic Development.....	\$ 7,600	\$ 16,399	\$ 11,778
Transfer to Industrial Development Fund.....	10,000	0	0
Transfer to Environmental Program Operations.....	0	10,000	0
Total Disbursements	<u>-17,600</u>	<u>-26,399</u>	<u>-11,778</u>
Cash Balance, Ending	\$ 46,819	\$ 31,696	\$ 30,973

Manufacturing Fund

The Manufacturing Fund, created in 1915, is a self-sustaining enterprise providing institutionalized offenders an opportunity for vocational rehabilitation. Receipts are derived from the sale of inmate manufactured goods to government agencies or government-aided organizations. Expenditures are made for the purchase of raw materials, machinery replacement, inmate wages and other costs related to the sale and manufacture of their products. Federal liability could be created by a transfer from the Manufacturing Fund.

Statement of Cash Receipts and Disbursements

(Dollar Amounts in Thousands)

	2018-19 Actual	2019-20 Available	2020-21 Estimated
Cash Balance, Beginning	\$ 28,918	\$ 27,731	\$ 11,854
Receipts:			
Sale of Products.....	\$ 80,141	\$ 79,944	\$ 83,648
Interest.....	967	700	300
Total Receipts	81,108	80,644	83,948
Total Funds Available	\$ 110,026	\$ 108,375	\$ 95,802
Disbursements:			
Criminal Justice.....	\$ 82,295	\$ 96,521	\$ 94,333
Total Disbursements	-82,295	-96,521	-94,333
Cash Balance, Ending	\$ 27,731	\$ 11,854	\$ 1,469

Marcellus Legacy Fund

This fund was created by Act 13 of 2012 to provide for the distribution of unconventional gas well impact fees to counties, municipalities and commonwealth agencies. The fee revenue will be used for statewide initiatives in the areas of acid mine drainage abatement, gas well management and plugging, development and rehabilitation of greenways and recreational trails, sewage treatment projects and replacement and repair of deteriorated bridges in municipalities with unconventional gas wells. Receipts deposited into the Marcellus Legacy Fund come from transfers from the Unconventional Gas Well Fund and the Oil and Gas Lease Fund. The 2015-16, 2016-17 and 2017-18 Fiscal Codes modified the transfers from the Oil and Gas Lease Fund. The 2019-20 enacted budget included modifications to multiple environmental special funds, including a \$20 million reduction in the annual transfer from the Oil and Gas Lease Fund that is deposited into the Marcellus Legacy Fund then transferred to the Environmental Stewardship Fund. This budget maintains the annual \$15 million transfer from the Oil and Gas Lease Fund that is deposited into the Marcellus Legacy Fund then transferred to the Hazardous Sites Cleanup Fund.

Statement of Cash Receipts and Disbursements

(Dollar Amounts in Thousands)

	2018-19 Actual	2019-20 Available	2020-21 Estimated
Cash Balance, Beginning	\$ 6,433	\$ 6,621	\$ 851
Receipts:			
Transfer from Unconventional Gas Well Fund.....	\$ 93,372	\$ 72,865	\$ 74,790
Transfer from Oil and Gas Lease Fund.....	35,000	15,000	15,000
Interest.....	170	243	243
Total Receipts	128,542	88,108	90,033
Total Funds Available	\$ 134,975	\$ 94,729	\$ 90,884
Disbursements:			
Public Utility Commission:			
County Grants.....	\$ 14,005	\$ 10,930	\$ 11,218
Transfer to Commonwealth Financing Authority.....	18,675	14,573	14,958
Transfer to Commonwealth Financing Authority-H2O.....	11,672	9,108	9,349
Environmental Protection.....	-6	6,001	0
Infrastructure Investment Authority.....	11,672	9,108	9,349
Community and Economic Development.....	0	12	0
Transfer to Highway Bridge Improvement.....	23,343	18,216	18,697
Transfer to Environmental Stewardship Fund.....	29,337	7,287	7,479
Transfer to Hazardous Sites Cleanup Fund.....	19,656	18,643	18,740
Total Disbursements	-128,354	-93,878	-89,790
Cash Balance, Ending	\$ 6,621	\$ 851	\$ 1,094

Medical Care Availability and Reduction of Error Fund

Act 13 of 2002, the Medical Care Availability and Reduction of Error (Mcare) Act, established the Medical Care Availability and Reduction of Error Fund and transferred to it the assets, liabilities, rights and responsibilities of the Medical Professional Liability Catastrophe Loss Fund effective October 15, 2002. The Mcare Fund is used to pay claims against participating health care providers for losses or damages awarded in medical professional liability actions against them in excess of the basic insurance coverage required by the act. In addition to the transfer of assets from the Medical Professional Liability Catastrophe Loss Fund, revenue includes an assessment on health care providers.

Statement of Cash Receipts and Disbursements

(Dollar Amounts in Thousands)

	2018-19 Actual	2019-20 Available	2020-21 Estimated
Cash Balance, Beginning	\$ 117,969	\$ 95,537	\$ 82,293
Receipts:			
Assessments.....	\$ 193,481	\$ 190,000	\$ 190,000
Interest	2,995	3,094	2,500
Total Receipts	<u>196,476</u>	<u>193,094</u>	<u>192,500</u>
Total Funds Available	\$ 314,445	\$ 288,631	\$ 274,793
Disbursements:			
Insurance.....	\$ 218,908	\$ 206,338	\$ 209,931
Total Disbursements	<u>-218,908</u>	<u>-206,338</u>	<u>-209,931</u>
Cash Balance, Ending	\$ 95,537^a	\$ 82,293^a	\$ 64,862^a

^a Ending balance includes \$30 million in the Mcare reserve account.

Medical Marijuana Program Fund

This fund was established by Act 16 of 2016, the Medical Marijuana Act, to provide safe and effective access to medical marijuana for commonwealth patients with an eligible serious medical condition and to promote valuable research into the effectiveness and usefulness of medical marijuana. Revenue is derived from application and permit fees paid by prospective and eligible growers, processors, dispensaries and patients and from a gross receipts tax from the sale of medical marijuana by a grower/processor to a dispensary.

After repayment of the initial loan from the General Fund for the establishment of the program, any remaining funds are to be spent as prescribed by the Act: 40 percent for operations including outreach and other required projects; 15 percent to establish programs that will assist with the cost of providing medical marijuana to patients demonstrating financial hardship or need, assist patients and caregivers by waiver or cost reduction of identification card fees, reimburse caregivers for the cost of background checks; 30 percent for research into the treatment of the currently established serious medical conditions and research into the treatment of other medical conditions for which medical marijuana may have legitimate medicinal value; 10 percent for drug abuse prevention, counseling and treatment services; and 5 percent to the Pennsylvania Commission on Crime and Delinquency for distribution to local police departments which demonstrate a need relating to efforts to support the Act.

Statement of Cash Receipts and Disbursements

(Dollar Amounts in Thousands)

	2018-19 Actual	2019-20 Available	2020-21 Estimated
Cash Balance, Beginning	\$ 29,689	\$ 13,760	\$ 20,670
Receipts:			
Grower/Process Application and Permit Fees.....	\$ 3,030	\$ 330	\$ 330
Dispensary Application and Permit Fees.....	2,085	2,925	1,790
Application and Permit Fees Collected in Advance.....	1,680	0	0
Patient Identification Card Fees.....	4,897	6,822	7,229
Gross Receipts Tax.....	3,524	8,416	14,998
Total Receipts	<u>15,216</u>	<u>18,493</u>	<u>24,347</u>
Total Funds Available	\$ 44,905	\$ 32,253	\$ 45,017
Disbursements:			
Loan Repayment to the General Fund.....	\$ 0	\$ 0	\$ 3,000
Refund Permit Fees Collected in Advance.....	25,530	60	0
Health.....	5,615	11,523	11,626
Total Disbursements	<u>-31,145</u>	<u>-11,583</u>	<u>-14,626</u>
Cash Balance, Ending	\$ 13,760	\$ 20,670	\$ 30,391

Milk Marketing Fund

The Milk Marketing Fund is a special revenue fund composed of monies received from license fees, fines, penalties and permits relating to the milk industry. The purpose of this fund is to provide for the operation of the Milk Marketing Board and to serve as a depository for money due dairy farmers from underpayments by milk dealers. This budget includes a projected \$375,000 in additional revenue in 2020-21 based on revised fee regulations that are currently under review by the Independent Regulatory Review Commission.

Statement of Cash Receipts and Disbursements

(Dollar Amounts in Thousands)

	2018-19 Actual	2019-20 Available	2020-21 Estimated
Cash Balance, Beginning	\$ 3,679	\$ 3,463	\$ 2,949
Receipts:			
License and Fees	\$ 2,292	\$ 2,363	\$ 2,743
Fines and Penalties.....	3	5	5
Interest.....	71	74	72
Total Receipts	<u>2,366</u>	<u>2,442</u>	<u>2,820</u>
Total Funds Available	\$ 6,045	\$ 5,905	\$ 5,769
Disbursements:			
Milk Marketing Board.....	\$ 2,582	\$ 2,956	\$ 2,840
Total Disbursements	<u>-2,582</u>	<u>-2,956</u>	<u>-2,840</u>
Cash Balance, Ending	\$ 3,463	\$ 2,949	\$ 2,929

Mine Safety Fund

Act 55 of 2008 created the Mine Safety Fund to recover expenses for responding to mine emergencies. The monies are used for mine safety activities and the administration of the Act.

Statement of Cash Receipts and Disbursements

(Dollar Amounts in Thousands)

	2018-19 Actual	2019-20 Available	2020-21 Estimated
Cash Balance, Beginning	\$ 125	\$ 146	\$ 108
Receipts:			
Fines and Penalties.....	\$ 19	\$ 15	\$ 15
Interest.....	2	3	3
Total Receipts	<u>21</u>	<u>18</u>	<u>18</u>
Total Funds Available	\$ 146	\$ 164	\$ 126
Disbursements:			
Environmental Protection	\$ 0	\$ 56	\$ 30
Total Disbursements	<u>0</u>	<u>-56</u>	<u>-30</u>
Cash Balance, Ending	\$ 146	\$ 108	\$ 96

Minority Business Development Fund

This fund was created by Act 206 of 1974 to accommodate the operation of the Pennsylvania Minority Business Development Authority. Revenues to the fund are from loan repayments and interest. The authority has the power to issue bonds or other obligations which would provide further revenue to the fund. Expenditures are made for loans to minority business enterprises and for operating expenses of the authority. Current law provides that funds in excess of the amounts necessary to carry out the purposes of the enabling act can be transferred to the General Fund.

Statement of Cash Receipts and Disbursements

(Dollar Amounts in Thousands)

	2018-19 Actual	2019-20 Available	2020-21 Estimated
Cash Balance, Beginning	\$ 3,516	\$ 2,870	\$ 1,445
Receipts:			
Loan Principal and Interest Repayments.....	\$ 232	\$ 300	\$ 200
Interest.....	77	65	30
Other.....	371	5	5
Total Receipts	<u>680</u>	<u>370</u>	<u>235</u>
Total Funds Available	\$ 4,196	\$ 3,240	\$ 1,680
Disbursements:			
Community and Economic Development.....	\$ 1,326	\$ 1,795	\$ 1,340
Total Disbursements	<u>-1,326</u>	<u>-1,795</u>	<u>-1,340</u>
Cash Balance, Ending	\$ 2,870	\$ 1,445	\$ 340

Monetary Penalty Endowments Trust Fund

The Monetary Penalty Endowments Trust Fund is a special revenue fund created by Act 1 of 2013 to deposit monetary penalties assessed to higher education institutions. Fund revenues are comprised of monies from installment payments made by the institutions and interest. Fund expenditures are made by the Pennsylvania Commission on Crime and Delinquency to support child abuse treatment and prevention programs within the commonwealth.

Statement of Cash Receipts and Disbursements

(Dollar Amounts in Thousands)

	2018-19 Actual	2019-20 Available	2020-21 Estimated
Cash Balance, Beginning	\$ 45,348	\$ 44,301	\$ 40,309
Receipts:			
Interest	\$ 1,275	\$ 1,204	\$ 1,062
Total Receipts.....	<u>1,275</u>	<u>1,204</u>	<u>1,062</u>
Total Funds Available	\$ 46,623	\$ 45,505	\$ 41,371
Disbursements:			
Commission on Crime and Delinquency.....	\$ 2,322	\$ 5,196	\$ 4,800
Total Disbursements.....	<u>-2,322</u>	<u>-5,196</u>	<u>-4,800</u>
Cash Balance, Ending	\$ 44,301	\$ 40,309	\$ 36,571

Motor Vehicle Transaction Recovery Fund

The Motor Vehicle Transaction Recovery Fund was created by Act 83 of 1990 to provide protection from dealers or other agents who fail to forward fees and taxes pertaining to an application for titling or registration of a vehicle to the Department of Transportation. Revenues to the fund consist of assessments (or reassessments should the balance of the fund fall below \$500,000) on every applicant for motor vehicle dealer registration plates or for the authority to act as agent of the department with respect to vehicle titling and registration.

Statement of Cash Receipts and Disbursements

(Dollar Amounts in Thousands)

	2018-19 Actual	2019-20 Available	2020-21 Estimated
Cash Balance, Beginning	\$ 2,360	\$ 2,438	\$ 2,509
Receipts:			
Title & Registration Fees.....	\$ 33	\$ 35	\$ 35
Interest	56	56	60
Total Receipts	<u>89</u>	<u>91</u>	<u>95</u>
Total Funds Available	\$ 2,449	\$ 2,529	\$ 2,604
Disbursements:			
Transportation.....	\$ 11	\$ 20	\$ 20
Total Disbursements	<u>-11</u>	<u>-20</u>	<u>-20</u>
Cash Balance, Ending	\$ 2,438	\$ 2,509	\$ 2,584

Multimodal Transportation Fund

The Multimodal Transportation Fund was created by Act 89 of 2013 to provide additional funding for passenger rail, rail freight, ports and waterways, aviation, bicycle and pedestrian facilities, roads and bridges, and other modes of transportation. The program is funded by deposits from the Pennsylvania Turnpike Commission, a portion of certain Motor Vehicle Fees and the Oil Company Franchise Tax.

Statement of Cash Receipts and Disbursements

(Dollar Amounts in Thousands)

	2018-19 Actual	2019-20 Available	2020-21 Estimated
Cash Balance, Beginning	\$ 233,798	\$ 296,523	\$ 0
Receipts:			
Pennsylvania Turnpike Commission.....	\$ 30,000	\$ 30,000	\$ 30,000
Motor Vehicle Fees.....	80,588	85,700	85,800
Transfer of Oil Company Franchise Tax.....	35,000	35,000	35,000
Interest.....	5,274	6,050	1,520
Other.....	0	15	0
Total Receipts.....	<u>150,862</u>	<u>156,765</u>	<u>152,320</u>
Total Funds Available	\$ 384,660	\$ 453,288	\$ 152,320
Disbursements:			
Transportation.....	\$ 52,178	\$ 319,726	\$ 87,717
Transfer to Commonwealth Financing Authority.....	35,959	133,562	64,603
Total Disbursements.....	<u>-88,137</u>	<u>-453,288</u>	<u>-152,320</u>
Cash Balance, Ending	\$ 296,523	\$ 0	\$ 0

Municipal Pension Aid Fund

This fund was created by Act 205 of 1984, the Municipal Pension Plan Funding Standard and Recovery Act, and is administered by the Auditor General. The revenue for the Municipal Pension Aid Fund results from a two percent tax on premiums received from foreign (out-of-state) casualty insurance companies on business done within the commonwealth, a transfer from the Fire Insurance Tax Fund and interest earnings. These revenues and earnings are for distribution to municipalities for various police, fire and non-uniformed pension plans, including post-retirement adjustments mandated by Act 147 of 1988.

Statement of Cash Receipts and Disbursements

(Dollar Amounts in Thousands)

	2018-19 Actual	2019-20 Available	2020-21 Estimated
Cash Balance, Beginning	\$ 294,142	\$ 323,849	\$ 328,630
Receipts:			
Foreign Casualty Insurance Premiums Tax.....	\$ 314,104	\$ 317,245	\$ 320,417
Transfer from Fire Insurance Tax Fund.....	13,176	14,177	14,274
Interest	3,970	4,010	4,050
Total Receipts	<u>331,250</u>	<u>335,432</u>	<u>338,741</u>
Total Funds Available	\$ 625,392	\$ 659,281	\$ 667,371
Disbursements:			
Auditor General:			
Municipal Pension Aid.....	\$ 300,206	\$ 329,482	\$ 332,912
Post-Retirement.....	1,337	1,169	1,046
Total Disbursements	<u>-301,543</u>	<u>-330,651</u>	<u>-333,958</u>
Cash Balance, Ending	\$ 323,849	\$ 328,630	\$ 333,413

Municipalities Financial Recovery Revolving Aid Fund

This fund was created by Act 157 of 1988 to make loans and grants to assist municipalities that are declared financially distressed. Initial funding was provided through the transfer of unused funds remaining from a 1986-87 General Fund appropriation for Distressed Community Emergency Aid. In addition, Act 157 stipulated that all repayments on loans made from the fund should be redeposited into the fund and used to make additional loans and grants to distressed municipalities. Fund balance does not reflect commitments to distressed municipalities.

Statement of Cash Receipts and Disbursements

(Dollar Amounts in Thousands)

	2018-19 Actual	2019-20 Available	2020-21 Estimated
Cash Balance, Beginning	\$ 10,299	\$ 8,509	\$ 4,876
Receipts:			
Transfer from General Fund.....	\$ 1,000	\$ 4,500	\$ 4,500
Loan Principal and Interest Repayments.....	670	600	600
Interest	236	255	200
Total Receipts	<u>1,906</u>	<u>5,355</u>	<u>5,300</u>
Total Funds Available	\$ 12,205	\$ 13,864	\$ 10,176
Disbursements:			
Community and Economic Development.....	\$ 3,696	\$ 8,988	\$ 9,850
Total Disbursements	<u>-3,696</u>	<u>-8,988</u>	<u>-9,850</u>
Cash Balance, Ending	\$ 8,509	\$ 4,876	\$ 326

Neighborhood Improvement Zone Fund

This fund was established by Act 50 of 2009. This fund is administered by the State Treasurer and the primary administrator of the program is the Department of Revenue. An entity collecting a local tax within the neighborhood improvement zone shall, within 30 days of the end of a fiscal quarter, submit all the local taxes collected to the State Treasurer for transfer to the fund. Interest income derived from investment of the money in the fund shall be credited by the Treasury Department to the fund. Funds may only be utilized for payment of debt service on bonds issued for the improvement and development of all or any part of the neighborhood improvement zone and the purpose of constructing a facility or facility complex. Funds may not be utilized for purposes of renovating or repairing a facility or facility complex, except for capital maintenance and improvement projects. The reconciliation between the state tax share transferred and the actual liability incurred, could result in the return of the excess state tax share in the subsequent fiscal year.

Statement of Cash Receipts and Disbursements

(Dollar Amounts in Thousands)

	2018-19 Actual	2019-20 Available	2020-21 Estimated
Cash Balance, Beginning	\$ 34	\$ 22	\$ 0
Receipts:			
State Tax Share.....	\$ 68,863	\$ 86,000	\$ 83,100
State Tax Share Return	-30,981	-22,000	-22,000
Local Tax Share.....	2,589	2,494	2,410
Interest.....	22	10	10
Total Receipts	<u>40,493</u>	<u>66,504</u>	<u>63,520</u>
Total Funds Available	\$ 40,527	\$ 66,526	\$ 63,520
Disbursements:			
Treasury.....	\$ 40,505	\$ 66,526	\$ 63,520
Total Disbursements	<u>-40,505</u>	<u>-66,526</u>	<u>-63,520</u>
Cash Balance, Ending	\$ 22	\$ 0	\$ 0

Non-Coal Surface Mining Conservation and Reclamation Fund

This fund was created by Act 219 of 1984 to finance reclamation projects on land scarred by non-coal surface mining. Projects include recontouring, terracing and planting trees, shrubs and grasses. Revenues are provided by charging non-coal surface mining operators for licenses and permits and by fining them for failing to apply for the licenses and permits as well as by forfeiture of collateral bonds, cash or securities for failure to comply with an approved reclamation plan.

Statement of Cash Receipts and Disbursements

(Dollar Amounts in Thousands)

	2018-19 Actual	2019-20 Available	2020-21 Estimated
Cash Balance, Beginning	\$ 7,732	\$ 7,046	\$ 5,353
Receipts:			
Licenses and Fees.....	\$ 1,946	\$ 1,876	\$ 2,123
Penalties.....	153	93	95
Interest.....	241	214	174
Collateral.....	307	124	137
Forfeiture.....	13	35	22
Payment in Lieu of Bonds.....	122	120	120
Other.....	199	0	0
Total Receipts	<u>2,981</u>	<u>2,462</u>	<u>2,671</u>
Total Funds Available	\$ 10,713	\$ 9,508	\$ 8,024
Disbursements:			
Environmental Protection	\$ 3,667	\$ 4,155	\$ 4,213
Total Disbursements	<u>-3,667</u>	<u>-4,155</u>	<u>-4,213</u>
Cash Balance, Ending	\$ 7,046	\$ 5,353	\$ 3,811

Nutrient Management Fund

This fund was created under the authority of Act 6 of 1993 to fund loans and grants for the implementation of nutrient management plans by agricultural operations. Revenue comes from commonwealth and federal appropriations, interest, loan repayments and gifts. Act 18 of 1995 transferred some responsibilities for the Nutrient Management Program from the Department of Environmental Protection to the Department of Agriculture. This budget continues to focus on technical assistance to farmers, re-establishment of loan programs, and enhanced business development and conservation efforts. The budget also supports the expanded scope of the Agrilink loan program to enhance and implement improved nutrient management plans.

Statement of Cash Receipts and Disbursements

(Dollar Amounts in Thousands)

	2018-19 Actual	2019-20 Available	2020-21 Estimated
Cash Balance, Beginning	\$ 1,038	\$ 1,198	\$ 314
Receipts:			
Transfer from General Fund.....	\$ 2,714	\$ 6,200	\$ 6,200
Interest.....	58	78	75
Fees.....	42	45	45
Fines	7	10	23
Total Receipts	<u>2,821</u>	<u>6,333</u>	<u>6,343</u>
Total Funds Available	\$ 3,859	\$ 7,531	\$ 6,657
Disbursements:			
Agriculture	\$ 1,308	\$ 4,459	\$ 4,256
Environmental Protection	1,353	2,758	2,073
Total Disbursements	<u>-2,661</u>	<u>-7,217</u>	<u>-6,329</u>
Cash Balance, Ending	\$ 1,198	\$ 314	\$ 328

Oil and Gas Lease Fund

Created in 1955, this fund is used to finance conservation, recreation, dams or flood control projects or to match any federal grants made for these purposes. Revenues are derived from rents and royalties from oil and gas leases of commonwealth owned land with the exception of rents and royalties from land owned by either the Pennsylvania Game or Fish and Boat Commissions. Those revenues are paid into the Game and Fish Funds. Act 46 of 2010 authorized a transfer of \$180 million to the General Fund. Act 13 of 2012 authorized annual transfers to the Marcellus Legacy Fund, and Act 44 of 2017 modified the annual transfers to the Marcellus Legacy Fund. The Governor's Budget proposal for 2020-21 maintains the level of the transfer to the Environmental Stewardship Fund (via the Marcellus Legacy Fund) established by Act 20 of 2019. The General Fund expenses replaced by the Oil and Gas Lease Fund include additional support for DCNR operations, as reflected on the financial statement below.

Statement of Cash Receipts and Disbursements

(Dollar Amounts in Thousands)

	2018-19 Actual	2019-20 Available	2020-21 Estimated
Cash Balance, Beginning	\$ 20,489	\$ 15,674	\$ 464
Receipts:			
Rents and Royalties.....	\$ 75,656	\$ 79,000	\$ 70,000
Interest.....	966	727	200
Other.....	1,318	400	261
Total Receipts	<u>77,940</u>	<u>80,127</u>	<u>70,461</u>
Total Funds Available	\$ 98,429	\$ 95,801	\$ 70,925
Disbursements:			
Conservation and Natural Resources:			
General Government Operations.....	\$ 47,755	\$ 48,349	\$ 14,827
State Parks Operations.....	0	17,706	20,000
State Forests Operations.....	0	14,282	20,000
Transfer to Marcellus Legacy Fund.....	35,000	15,000	15,000
Total Disbursements	<u>-82,755</u>	<u>-95,337</u>	<u>-69,827</u>
Cash Balance, Ending	\$ 15,674	\$ 464	\$ 1,098

PA Health Insurance Exchange Fund

The PA Health Insurance Exchange fund was created by Act 42 of 2019, which also created the Pennsylvania Health Insurance Exchange Authority (PHIEA), a state-affiliated entity established to create a state-based insurance exchange, reduce costs and better support the needs of consumers purchasing health insurance in the individual market. The PHIEA will generate revenue by assessing an exchange user fee on insurers (currently 0.5% of premiums) on the health and dental plans purchased through the exchange. Pennsylvania's calendar year 2021 transition from a State-Based Exchange on the Federal Platform (SBE-FP) to a fully operational State-Based Exchange (SBE) will increase user fee collections to 3.0% of premiums midway through fiscal year 2020-21.

Statement of Cash Receipts and Disbursements

(Dollar Amounts in Thousands)

	2018-19 Actual	2019-20 Available	2020-21 Estimated
Cash Balance, Beginning	\$ 0	\$ 0	\$ 826
Receipts:			
Exchange User Fees on Insurers.....	\$ 0	\$ 3,870	\$ 35,510
Federal Receipts/Subgrant.....	0	400	7,827
Interest	0	5	8
Total Receipts.....	<u>0</u>	<u>4,275</u>	<u>43,345</u>
Total Funds Available	<u>\$ 0</u>	<u>\$ 4,275</u>	<u>\$ 44,171</u>
Disbursements:			
Health Insurance Exchange Authority.....	\$ 0	\$ 3,449	\$ 26,037
Total Disbursements.....	<u>0</u>	<u>-3,449</u>	<u>-26,037</u>
Cash Balance, Ending	<u>\$ 0</u>	<u>\$ 826</u>	<u>\$ 18,134</u>

Patient Safety Trust Fund

Act 13 of 2002, known as the Medical Care Availability and Reduction of Error Act, established the Patient Safety Trust Fund for the purpose of independent review of medical facilities which will result in ensuring patient safety and reducing medical errors. Revenue to the fund includes a surcharge on medical facility licensing fees. These fees are assessed by the Department of Health, deposited in the General Fund and transferred to the Patient Safety Fund. The Patient Safety Authority established by Act 13 contracts with entities who collect, analyze and evaluate data regarding reports of serious events and incidents at medical facilities and identify patterns in frequency or severity at individual medical facilities or in certain regions of this commonwealth.

Statement of Cash Receipts and Disbursements

(Dollar Amounts in Thousands)

	2018-19 Actual	2019-20 Available	2020-21 Estimated
Cash Balance, Beginning	\$ 10,234	\$ 10,003	\$ 8,558
Receipts:			
Surcharges.....	\$ 7,029	\$ 8,686	\$ 7,500
Interest	180	218	190
Other	501	131	100
Total Receipts	<u>7,710</u>	<u>9,035</u>	<u>7,790</u>
Total Funds Available	<u>\$ 17,944</u>	<u>\$ 19,038</u>	<u>\$ 16,348</u>
Disbursements:			
Patient Safety Authority.....	\$ 7,941	\$ 10,480	\$ 9,400
Total Disbursements	<u>-7,941</u>	<u>-10,480</u>	<u>-9,400</u>
Cash Balance, Ending	<u>\$ 10,003</u>	<u>\$ 8,558</u>	<u>\$ 6,948</u>

Pennsylvania Gaming Economic Development and Tourism Fund

Act 71 of 2004, the Pennsylvania Race Horse Development and Gaming Act, established the Pennsylvania Gaming Economic Development and Tourism Fund (GEDTF) to receive a daily assessment of 5 percent of each licensed gaming entity's gross terminal revenue. Act 42 of 2017 increased the daily assessment to 5.5 percent effective January 1, 2018. In addition, a 6 percent assessment from new satellite casino gross terminal revenue will be deposited in the GEDTF. In April 2019, the Supreme Court struck down §1407(c.1) of Act 42 as unconstitutional, which then eliminated the additional 0.5 percent going to the Casino Marketing and Capital Development Account (CMCDA) within the GEDTF fund. All funds within the CMCDA were refunded in August 2019.

Proceeds of the fund are distributed through specific enacted capital budgets. Funds for economic development and tourism projects in Philadelphia and Allegheny counties were authorized in Act 53 of 2007. Four of those projects were extended through Act 42 of 2017 along with one new project authorized. In addition, pursuant to Act 63 of 2008, GEDTF proceeds can be used to fund debt service for water and sewer projects, flood control projects, and high hazard unsafe dam projects located elsewhere in Pennsylvania as approved by the Commonwealth Financing Authority.

Statement of Cash Receipts and Disbursements

(Dollar Amounts in Thousands)

	2018-19 Actual	2019-20 Available	2020-21 Estimated
Cash Balance, Beginning	\$ 19,029	\$ 30,777	\$ 3,316
Receipts:			
Gross Terminal Revenue Assessments.....	\$ 128,884	\$ 127,743	\$ 133,358
PCCA Debt Service Contribution.....	13,500	0	0
Build America Bonds Federal Interest Subsidy.....	8,636	8,453	8,244
Casino Marketing & Development Assessments.....	9,792	-15,648	0
Transfer from State Gaming Fund to Casino Marketing.....	2,000	-5,698	0
Interest.....	1,115	806	500
Total Receipts	163,927	115,656	142,102
Total Funds Available	\$ 182,956	\$ 146,433	\$ 145,418
Disbursements:			
Community and Economic Development.....	\$ 95,510	\$ 87,500	\$ 87,500
General Services.....	754	695	672 ^a
Transfer to Commonwealth Financing Authority.....	55,915	54,922	54,303
Total Disbursements	-152,179	-143,117	-142,475
Cash Balance, Ending	\$ 30,777	\$ 3,316	\$ 2,943

^a Excludes a \$3.952M remaining pledge installment owed by a casino operator that is due on April 1, 2020. This installment amount is illustrated due to cashflow timing and is not expected to be paid by this fund or any other commonwealth fund. Total anticipated obligation is \$4.624M.

Pennsylvania Historical and Museum Commission Trust Fund

This fund, created by Act 113 of 1931, is administered by the Governor, Auditor General, State Treasurer and the Pennsylvania Historical and Museum Commission. The interest received from investment of the \$33,000 perpetual endowment to this fund in bonds of the commonwealth or any of its political subdivisions is credited to the fund. Interest earned on investments is used for the restoration, maintenance and improvement of the Cornwall Charcoal Furnace, Cornwall Borough, Lebanon County.

Statement of Cash Receipts and Disbursements

(Dollar Amounts in Thousands)

	2018-19 Actual	2019-20 Available	2020-21 Estimated
Cash Balance, Beginning	\$ 189	\$ 193	\$ 197
Receipts:			
Interest.....	\$ 4	\$ 4	\$ 4
Total Receipts	4	4	4
Total Funds Available	\$ 193	\$ 197	\$ 201
Disbursements:			
Historical and Museum Commission.....	\$ 0	\$ 0	\$ 0
Total Disbursements	0	0	0
Cash Balance, Ending	\$ 193	\$ 197	\$ 201

Pennsylvania Infrastructure Bank

This fund was established by Act 57 of 1997 to make loans to, or enter into leases with, qualified borrowers to finance the costs of transportation projects. Acts 165 and 7A of 2004 expanded this program to include financing of rail freight infrastructure. Receipts are derived from loan repayments and interest earnings.

Statement of Cash Receipts and Disbursements

(Dollar Amounts in Thousands)

	2018-19 Actual	2019-20 Available	2020-21 Estimated
Cash Balance, Beginning	\$ 51,953	\$ 37,361	\$ 18,750
Receipts:			
Loan Principal and Interest Repayments.....	\$ 20,347	\$ 28,304	\$ 30,665
Interest.....	1,446	1,100	1,200
Other.....	1,524	0	0
Total Receipts	<u>23,317</u>	<u>29,404</u>	<u>31,865</u>
Total Funds Available	\$ 75,270	\$ 66,765	\$ 50,615
Disbursements:			
Transportation.....	\$ 37,909	\$ 48,015	\$ 25,000
Total Disbursements	<u>-37,909</u>	<u>-48,015</u>	<u>-25,000</u>
Cash Balance, Ending	\$ 37,361	\$ 18,750	\$ 25,615

Pennsylvania Municipal Retirement Fund

Act 15 of 1974 created the Pennsylvania Municipal Retirement System which replaced the Municipal Employees Retirement Law and the Municipal Police Retirement Law and combined all employees covered under both into a state-related municipal system. The fund established under Act 15 provides for payment of retirement allowances to officers, employees, firemen and police of political subdivisions (counties, cities, boroughs and townships of the first and second class). Any municipality may elect by ordinance to join the system. Revenues are generated from the contributions of the members of the system and investment earnings. The board established has control over the system's operation. A municipality may, upon meeting the requirements set forth in Act 15, elect to withdraw from participation in this fund. Withdrawals may substantially increase the level of disbursements reflected in this presentation.

Statement of Cash Receipts and Disbursements

(Dollar Amounts in Thousands)

	2018-19 Actual	2019-20 Available	2020-21 Estimated
Total Cash Balance, Beginning	\$ 2,526,007	\$ 2,640,667	\$ 2,719,887
Receipts:			
Contributions.....	\$ 86,632	\$ 90,097	\$ 93,701
Interest.....	33,050	25,215	26,476
Premium / Discount on Sale of Securities.....	121,813	69,152	51,864
Net Investment Adjustment.....	-5,634	28,077	1,811
Total Receipts	<u>235,861</u>	<u>212,541</u>	<u>173,852</u>
Total Funds Available	\$ 2,761,868	\$ 2,853,208	\$ 2,893,739
Disbursements:			
Municipal Retirement Board.....	\$ 121,201	\$ 133,321	\$ 146,653
Total Disbursements	<u>-121,201</u>	<u>-133,321</u>	<u>-146,653</u>
Cash Balance, Ending	\$ 2,640,667	\$ 2,719,887	\$ 2,747,086

Pennsylvania Race Horse Development Trust Fund

Act 71 of 2004, the Pennsylvania Race Horse Development and Gaming Act, established the Pennsylvania Race Horse Development Fund to support and advance the commonwealth's horse racing industry. Act 42 of 2017 converted it to a Trust Fund. Operating tracks receive a daily assessment as determined by the Department of Revenue. The daily assessment from each licensed gaming entity is based on a formula established in the act, which is capped at 12 percent of an entity's gross terminal revenue for that day. Proceeds are distributed to licensees conducting live horse racing. Track owners deposit 80 percent of the proceeds into a purse account. Thoroughbred tracks commit the remaining proceeds to the Breeders' Fund and a Horseman's Organization Fund. Standardbred tracks commit proceeds to the Sire Stakes Fund, the Pennsylvania Standardbred Breeders Development Fund and a Horsemen's Organizational Fund. The Fiscal Code provides for transfers to restricted accounts within the Department of Agriculture. In addition, Act 114 of 2016 added transfers to the State Racing Fund for drug testing of race horses and promotional costs.

This budget reflects the expiration of the Act 114 drug testing transfer provision on June 30, 2020. In addition, this budget proposes to redirect the horse owners and breeders purse account and restricted racing program proceeds to the Department of Education for the Nellie Bly Tuition program.

Statement of Cash Receipts and Disbursements

(Dollar Amounts in Thousands)

	2018-19 Actual	2019-20 Available	2020-21 Estimated
Cash Balance, Beginning	\$ 3,325	\$ 4,365	\$ 3,420
Receipts:			
Assessments.....	\$ 237,618	\$ 235,493	\$ 234,759
Interest.....	305	224	225
Total Receipts	<u>237,923</u>	<u>235,717</u>	<u>234,984</u>
Total Funds Available	\$ 241,248	\$ 240,082	\$ 238,404
Disbursements:			
Revenue:			
Purse Account.....	\$ 163,935	\$ 162,714	\$ 0
Restricted Racing Programs.....	32,787	32,543	0
Horsemen's Health and Pension Benefits.....	8,197	8,136	8,508
Agriculture.....	14,540	15,827	14,659
Education - Nellie Bly Tuition Program.....	0	0	204,199
Transfer to Farm Products Show Fund.....	5,000	5,000	5,000
Transfer to Racing Fund - Promotion.....	2,358	2,376	2,393
Transfer to Racing Fund - Drug Testing.....	10,066	10,066	0
Total Disbursements	<u>-236,883</u>	<u>-236,662</u>	<u>-234,759</u>
Cash Balance, Ending	\$ 4,365	\$ 3,420	\$ 3,645

Pennsylvania Veterans Monuments and Memorial Trust Fund

Act 60 of 1988 established the Pennsylvania Veterans Memorial Trust Fund to be administered by the Pennsylvania Veterans Memorial Commission. Revenues come from General Fund appropriations and public or private contributions. Funds were expended to erect a monument to Pennsylvania Veterans who served in armed conflicts in which the United States was a participant. Act 63 of 2002 expanded the use of this fund to include operation and maintenance of the memorial. Act 64 of 2018 changed the name of the fund and expanded the use of the fund to preserve all monuments and memorials dedicated to Pennsylvania Veterans and military personnel, both in Pennsylvania and abroad. Act 64 also provides that the fund receive \$23 of the fee paid by applicants for the Pennsylvania monument registration plate.

Statement of Cash Receipts and Disbursements

(Dollar Amounts in Thousands)

	2018-19 Actual	2019-20 Available	2020-21 Estimated
Cash Balance, Beginning	\$ 361	\$ 279	\$ 81
Receipts:			
Public and Private Donations.....	\$ 9	\$ 9	\$ 9
PA Monuments License Plates.....	24	1	1
Interest	8	6	2
Total Receipts	<u>41</u>	<u>16</u>	<u>12</u>
Total Funds Available	\$ 402	\$ 295	\$ 93
Disbursements:			
Military and Veterans Affairs.....	\$ 123	\$ 214	\$ 93
Total Disbursements	<u>-123</u>	<u>-214</u>	<u>-93</u>
Cash Balance, Ending	\$ 279	\$ 81	\$ 0

PENNVEST Bond Authorization Fund

This fund, created under the authority of Act 16 of 1988, receives the proceeds from the sale of bonds authorized by general referendum, transfers from the Water Facilities Loan Fund or from the Capital Facilities Fund for site development. Expenditures are for transfers of funds to the PENNVEST Fund, the PENNVEST Drinking Water Revolving Fund, the PENNVEST Water Pollution Control Revolving Fund, the PENNVEST Revolving Fund or the PENNVEST Non-Revolving Equity Fund.

Statement of Cash Receipts and Disbursements

(Dollar Amounts in Thousands)

	2018-19 Actual	2019-20 Available	2020-21 Estimated
Cash Balance, Beginning	\$ 5,928	\$ 6,070	\$ 0
Receipts:			
Interest.....	\$ 142	\$ 141	\$ 0
Total Receipts	<u>142</u>	<u>141</u>	<u>0</u>
Total Funds Available	\$ 6,070	\$ 6,211	\$ 0
Disbursements:			
Infrastructure Investment Authority.....	\$ 0	\$ 6,211	\$ 0
Total Disbursements	<u>0</u>	<u>-6,211</u>	<u>0</u>
Cash Balance, Ending	\$ 6,070	\$ 0	\$ 0

PENNVEST Drinking Water Revolving Fund

This fund was created under the authority of Act 16 of 1988 to receive funds from the federal government to establish a revolving loan program for drinking water projects. Required matching state funds are transferred from the PENNVEST Bond Authorization Fund and the PENNVEST Fund. Because of the lag in receiving federal funds, cash is borrowed from other PENNVEST funds.

Statement of Cash Receipts and Disbursements

(Dollar Amounts in Thousands)

	2018-19 Actual	2019-20 Available	2020-21 Estimated
Cash Balance, Beginning	\$ 193,417	\$ 208,603	\$ 108,843
Receipts:			
Federal Funds.....	\$ 32,865	\$ 67,830	\$ 66,982
Transfer from PENNVEST Water Pollution Control Revolving Fund.....	10,148	20,000	20,000
Loan Principal and Interest Repayments.....	2,363	11,073	12,000
Interest.....	5,812	5,802	826
Total Receipts	<u>51,188</u>	<u>104,705</u>	<u>99,808</u>
Total Funds Available	\$ 244,605	\$ 313,308	\$ 208,651
Disbursements:			
Infrastructure Investment Authority.....	\$ 36,002	\$ 204,465	\$ 207,982
Total Disbursements	<u>-36,002</u>	<u>-204,465</u>	<u>-207,982</u>
Cash Balance, Ending	\$ 208,603	\$ 108,843	\$ 669

PENNVEST Fund

This fund was created under the authority of Act 16 of 1988 to receive funds from sources other than the sale of general obligation bonds. These sources include appropriations from the General Fund, payments of revolving loans, interest received from revolving and non-revolving loans, investment income and the sale of assets. In addition to grants and loans for water and sewer projects, these funds can be used for administrative costs and matching funds for federal grants.

Statement of Cash Receipts and Disbursements

(Dollar Amounts in Thousands)

	2018-19 Actual	2019-20 Available	2020-21 Estimated
Cash Balance, Beginning	\$ 293,110	\$ 278,370	\$ 258,161
Receipts:			
Revolving Loan Payments.....	\$ 6,947	\$ 139,710	\$ 140,010
Transfer from Environmental Stewardship Fund.....	20,432	20,824	22,062
Transfer from Marcellus Legacy Fund.....	11,672	9,108	9,349
Interest.....	7,976	7,608	7,719
Other.....	380	22	22
Total Receipts	<u>47,407</u>	<u>177,272</u>	<u>179,162</u>
Total Funds Available	\$ 340,517	\$ 455,642	\$ 437,323
Disbursements:			
Infrastructure Investment Authority:			
Grants.....	\$ 0	\$ 5,000	\$ 10,000
Administration.....	1,926	5,283	5,240
Growing Greener Grants.....	16,755	14,069	22,062
Revenue Bond Loan Pool.....	0	10	10
Marcellus Grants.....	9,239	5,929	9,349
Revolving Loans and Administration.....	34,158	166,937	120,000
State Conditional Fund.....	69	253	1,000
Total Disbursements	<u>-62,147</u>	<u>-197,481</u>	<u>-167,661</u>
Cash Balance, Ending	\$ 278,370	\$ 258,161	\$ 269,662

PENNVEST Redemption Fund

This fund, created under the authority of Act 16 of 1988, receives repayments of non-revolving loans and investment interest along with the annual appropriation from the General Fund for general obligation debt service. Revenues are used to pay debt service on general obligation bonds issued for PENNVEST.

Statement of Cash Receipts and Disbursements

(Dollar Amounts in Thousands)

	2018-19 Actual	2019-20 Available	2020-21 Estimated
Cash Balance, Beginning	\$ 7,477	\$ 13,491	\$ 19,585
Receipts:			
Interest.....	\$ 288	\$ 333	\$ 337
Non-Revolving Loan Repayments.....	13,853	13,853	13,853
Total Receipts	<u>14,141</u>	<u>14,186</u>	<u>14,190</u>
Total Funds Available	<u>\$ 21,618</u>	<u>\$ 27,677</u>	<u>\$ 33,775</u>
Disbursements:			
Treasury.....	\$ 8,127	\$ 8,092	\$ 8,075
Total Disbursements	<u>-8,127</u>	<u>-8,092</u>	<u>-8,075</u>
Cash Balance, Ending	<u>\$ 13,491</u>	<u>\$ 19,585</u>	<u>\$ 25,700</u>

PENNVEST Water Pollution Control Revolving Fund

This fund was created under the authority of Act 16 of 1988 for funds received from the federal government to establish a revolving loan program for sewer projects. Required matching state funds are transferred from the PENNVEST Bond Authorization Fund and the PENNVEST Fund.

Statement of Cash Receipts and Disbursements

(Dollar Amounts in Thousands)

	2018-19 Actual	2019-20 Available	2020-21 Estimated
Cash Balance, Beginning	\$ 759,012	\$ 720,727	\$ 447,828
Receipts:			
Federal Funds.....	\$ 63,579	\$ 127,218	\$ 127,200
Loan Principal and Interest Repayments.....	10,650	7,440	8,895
Interest.....	21,329	20,211	7,457
Total Receipts	<u>95,558</u>	<u>154,869</u>	<u>143,552</u>
Total Funds Available	<u>\$ 854,570</u>	<u>\$ 875,596</u>	<u>\$ 591,380</u>
Disbursements:			
Infrastructure Investment Authority.....	\$ 133,843	\$ 427,768	\$ 418,700
Total Disbursements	<u>-133,843</u>	<u>-427,768</u>	<u>-418,700</u>
Cash Balance, Ending	<u>\$ 720,727</u>	<u>\$ 447,828</u>	<u>\$ 172,680</u>

Persian Gulf Conflict Veterans Compensation Bond Fund

The Persian Gulf Conflict Veterans Compensation Bond Fund was created by Act 29 of 2006 to receive and distribute the proceeds from \$20 million in bonds approved by the electorate in November of 2006. This money is used for compensation to commonwealth veterans who were active in the Persian Gulf Theater of operations during the period from August 2, 1990 to August 31, 1991 and who have received the Southwest Asia Service Medal. The maximum compensation is \$525, except in the cases of death or the veteran was a prisoner of war. In such instances the maximum compensation is \$5,000. Act 50 of 2015 extended the application period through August 31, 2018. Only \$7 million in bonds were issued prior to the completion of the program. The residual fund balance will be transferred to the General Fund since that is the revenue source for the program's debt service.

Statement of Cash Receipts and Disbursements

(Dollar Amounts in Thousands)

	2018-19 Actual	2019-20 Available	2020-21 Estimated
Cash Balance, Beginning	\$ 2,021	\$ 1,887	\$ 0
Receipts:			
Interest.....	\$ 46	\$ 34	\$ 0
Balance Transfer to General Fund.....	0	-1,920	0
Total Receipts	46	-1,886	0
Total Funds Available	\$ 2,067	\$ 1	\$ 0
Disbursements:			
Military and Veterans Affairs.....	\$ 180	\$ 1	\$ 0
Total Disbursements	-180	-1	0
Cash Balance, Ending	\$ 1,887	\$ 0	\$ 0

Pharmaceutical Assistance Fund

The revenue for the Pharmaceutical Assistance Fund (PACE) is received from the Lottery Fund. This fund provides a limited pharmaceutical assistance program for older Pennsylvanians who are 65 years of age or over and whose annual income does not exceed the maximum specified for program eligibility. The PACE Fund is used for pharmaceutical claims processing for the Department of Health's Special Pharmaceutical Benefits Program and several disease specific programs, as well as programs within the Insurance Department's Catastrophic Loss Benefits Continuation (Auto Cat) and the Worker's Compensation Security Funds. Funds not expended in the fiscal year in which they are appropriated are available for use in the following fiscal year.

Statement of Cash Receipts and Disbursements

(Dollar Amounts in Thousands)

	2018-19 Actual	2019-20 Available	2020-21 Estimated
Cash Balance, Beginning	\$ 7,642	\$ 23,599	\$ 11,916
Receipts:			
Transfer from Lottery Fund	\$ 155,000	\$ 145,000	\$ 145,000
Interest	855	730	730
Disease Specific Programs.....	3,872	3,900	3,900
Special Pharmaceutical Services	84,986	84,500	84,722
Auto Cat Program.....	341	620	620
Workers' Compensation Security Fund Program.....	715	1,750	1,750
Other.....	769	790	790
Total Receipts	246,538	237,290	237,512
Total Funds Available	\$ 254,180	\$ 260,889	\$ 249,428
Disbursements:			
Aging:			
Contracted Services.....	\$ 144,899	\$ 156,178	\$ 146,077
Administration.....	1,131	1,525	1,311
Health Services.....	82,702	88,900	91,858
Insurance Claims.....	1,849	2,370	2,370
Total Disbursements	-230,581	-248,973	-241,616
Cash Balance, Ending	\$ 23,599	\$ 11,916	\$ 7,812

Philadelphia Regional Port Authority Fund

The Philadelphia Regional Port Authority was created by Act 50 of 1989 to acquire and operate the port facilities of the former Philadelphia Port Corporation. The Philadelphia Regional Port Authority Fund handles payroll of the authority via transfer of funds from the authority's private bank accounts. The authority is authorized to issue bonds to finance port improvements and may pay off such bonds.

Statement of Cash Receipts and Disbursements

(Dollar Amounts in Thousands)

	2018-19 Actual	2019-20 Available	2020-21 Estimated
Cash Balance, Beginning	\$ 410	\$ 800	\$ 2,293
Receipts:			
Transfer from Philadelphia Regional Port Authority.....	\$ 6,400	\$ 7,492	\$ 8,200
Interest.....	17	17	21
Total Receipts	<u>6,417</u>	<u>7,509</u>	<u>8,221</u>
Total Funds Available	\$ 6,827	\$ 8,309	\$ 10,514
Disbursements:			
Philadelphia Regional Port Operations.....	\$ 6,027	\$ 6,016	\$ 7,707
Total Disbursements	<u>-6,027</u>	<u>-6,016</u>	<u>-7,707</u>
Cash Balance, Ending	\$ 800	\$ 2,293	\$ 2,807

Philadelphia Taxicab and Limousine Regulatory Fund

This fund was created by Act 64 of 2013 to act as the primary operating fund for the Philadelphia Parking Authority to regulate taxicabs and limousines in the city of the first class. Revenues in the fund are derived from assessments and fees to taxicab, limousine and dispatcher utility groups. Monies in the fund are used by the Authority for administration and enforcement of the taxicab and limousine program.

Statement of Cash Receipts and Disbursements

(Dollar Amounts in Thousands)

	2018-19 Actual	2019-20 Available	2020-21 Estimated
Cash Balance, Beginning	\$ 384	\$ 319	\$ 327
Receipts:			
Assessments.....	\$ 3,190	\$ 3,811	\$ 3,124
Interest.....	13	8	8
Total Receipts	<u>3,203</u>	<u>3,819</u>	<u>3,132</u>
Total Funds Available	\$ 3,587	\$ 4,138	\$ 3,459
Disbursements:			
Philadelphia Parking Authority.....	\$ 3,268	\$ 3,811	\$ 3,124
Total Disbursements	<u>-3,268</u>	<u>-3,811</u>	<u>-3,124</u>
Cash Balance, Ending	\$ 319	\$ 327	\$ 335

Philadelphia Taxicab Medallion Fund

This fund was created by Act 64 of 2013 for the Philadelphia Parking Authority to administer the taxicab medallion program. Revenues are generated from the sale of medallions. Expenditures are those limited to the operation and enforcement of the medallion program.

Statement of Cash Receipts and Disbursements

(Dollar Amounts in Thousands)

	2018-19 Actual	2019-20 Available	2020-21 Estimated
Cash Balance, Beginning	\$ 7	\$ 7	\$ 7
Receipts:			
Sale of Medallions.....	\$ 0	\$ 275	\$ 100
Total Receipts	0	275	100
Total Funds Available	\$ 7	\$ 282	\$ 107
Disbursements:			
Philadelphia Parking Authority.....	\$ 0	\$ 275	\$ 100
Total Disbursements	0	-275	-100
Cash Balance, Ending	\$ 7	\$ 7	\$ 7

PlanCon Bond Projects Fund

The PlanCon Bond Projects Fund is a special revenue fund created by Act 25 of 2016 for the reimbursement of school construction costs from the net proceeds of bonds issued through the Commonwealth Financing Authority (CFA). The act authorized up to \$2.5 billion in debt to be issued by June 30, 2025, and the first bonds were issued in October 2016. Reimbursements to school districts for approved construction costs are made by the Department of Education. Act 85 of 2016 provides for CFA debt service obligations, which includes bond issuances for PlanCon projects, to be paid through a transfer of sales and use tax receipts.

Statement of Cash Receipts and Disbursements

(Dollar Amounts in Thousands)

	2018-19 Actual	2019-20 Available	2020-21 Estimated
Cash Balance, Beginning	\$ 334,774	\$ 467,047	\$ 203,388
Receipts:			
School Construction Bond Proceeds.....	\$ 386,169	\$ 0	\$ 343,528
Interest	6,182	9,500	3,500
Total Receipts.....	392,351	9,500	347,028
Total Funds Available	\$ 727,125	\$ 476,547	\$ 550,416
Disbursements:			
Education.....	\$ 260,078	\$ 273,159	\$ 270,334
Total Disbursements.....	-260,078	-273,159	-270,334
Cash Balance, Ending	\$ 467,047	\$ 203,388	\$ 280,082

Port of Pittsburgh Commission Fund

The Port of Pittsburgh Commission was created by Act 133 of 1992 to promote and encourage capital investment in port facilities and port-related projects within the Port District encompassing Allegheny, Armstrong, Beaver, Butler, Clarion, Fayette, Greene, Lawrence, Washington and Westmoreland counties.

Act 140 of 2000 expanded the authority of the commission to allow for economic development projects, including certain recreation projects sponsored by third parties. Act 111 of 2001 added Indiana County and Act 131 of 2006 added Blair County to the Port District.

Grants supporting the commission's operations are deposited into this fund along with interest earnings from deposited funds. The commission also has the authority to issue bonds to finance port improvements and may pledge its revenues to pay off such bonds.

Statement of Cash Receipts and Disbursements

(Dollar Amounts in Thousands)

	2018-19 Actual	2019-20 Available	2020-21 Estimated
Cash Balance, Beginning	\$ 2,241	\$ 2,173	\$ 2,499
Receipts:			
State Grants.....	\$ 820	\$ 950	\$ 1,100
Federal Grants.....	118	6,017	3,000
Interest	55	57	50
Total Receipts	993	7,024	4,150
Total Funds Available	\$ 3,234	\$ 9,197	\$ 6,649
Disbursements:			
Port of Pittsburgh Commission.....	\$ 1,061	\$ 6,698	\$ 4,500
Total Disbursements	-1,061	-6,698	-4,500
Cash Balance, Ending	\$ 2,173	\$ 2,499	\$ 2,149

Property Tax Relief Fund

Act 71 of 2004, the Pennsylvania Race Horse Development and Gaming Act, created the Property Tax Relief Fund to provide local property and wage tax relief payments to school districts. The fund receives revenue from the State Gaming Fund representing the balance of money collected in the State Gaming Fund after other distributions. Act 1 of Special Session 1 of 2006, the Taxpayer Relief Act, further provides for the distribution of funds from the Property Tax Relief Fund to school districts. In addition, transfers are made to the State Lottery Fund for an expanded Property Rent Rebate Program and supplemental senior citizen tax reduction payments. Act 78 of 2012 provides for additional funding for the Volunteer Fire Company Grants out of the Property Tax Relief Reserve Fund. The fiscal year ending balances include the Property Tax Relief Reserve Account and funding for property tax relief payments made in August and October each year. Act 42 of 2017 provides additional monies to the Property Tax Relief Fund through the expansion of gaming in the commonwealth.

Statement of Cash Receipts and Disbursements

(Dollar Amounts in Thousands)

	2018-19 Actual	2019-20 Available	2020-21 Estimated
Cash Balance, Beginning	\$ 442,682	\$ 440,367	\$ 438,387
Receipts:			
Transfer from State Gaming Fund.....	\$ 753,072	\$ 757,891	\$ 802,125
Property Tax Relief Reserve Fund Loan Repayment.....	5,946	5,946	5,946
Interest.....	4,867	5,983	5,956
Total Receipts	<u>763,885</u>	<u>769,820</u>	<u>814,027</u>
Total Funds Available	\$ 1,206,567	\$ 1,210,187	\$ 1,252,414
Disbursements:			
Property Tax Relief Payments:			
Education:			
General Property Tax Relief.....	\$ 595,000	\$ 595,000	\$ 595,000
Sterling Act.....	24,500	25,500	25,500
Subtotal: Education Property Tax Relief Payments.....	<u>619,500</u>	<u>620,500</u>	<u>620,500</u>
Revenue:			
Expanded Prop Tax/Rent Rebate/Senior Tax Reductions.....	114,100	117,600	93,900
Cities and High-Burden.....	27,600	28,700	24,800
Subtotal: Revenue Property Tax Relief Payments.....	<u>141,700</u>	<u>146,300</u>	<u>118,700</u>
Total Property Tax Relief Disbursements.....	<u>761,200</u>	<u>766,800</u>	<u>739,200</u>
Emergency Management:			
Volunteer Company Grants.....	5,000	5,000	5,000
Total Disbursements.....	<u>-766,200</u>	<u>-771,800</u>	<u>-744,200</u>
Cash Balance, Ending	\$ 440,367 ^a	\$ 438,387 ^a	\$ 508,214 ^a

^a Ending cash balance includes \$6,192,265 in the Property Tax Relief Reserve Account.

PSERS - Defined Contribution Fund

This fund was created to meet the provisions of Act 5 of 2017 to provide for receipt and accounting of member and employer contributions, investment of those funds and payment of defined contribution benefits to retired school employees hired on or after July 1, 2019. Employers defined as school entities (school districts, intermediate units and career and technical centers) pay 100 percent of the employer share of contributions to the fund. The commonwealth pays school entities a portion of these costs from appropriated funds based on a statutory formula. Commonwealth contributions of the employer share for non-school entities are also paid from appropriated funds. Earnings from investments provide additional revenue and pay for the associated expenses of the Public School Employees' Retirement System.

Statement of Cash Receipts and Disbursements

(Dollar Amounts in Thousands)

	2018-19 Actual	2019-20 Available	2020-21 Estimated
Cash Balance, Beginning	\$ 6,712	\$ 9,455	\$ 30,848
Receipts:			
Admin Transfer.....	\$ 5,200	\$ 0	\$ 0
Contributions.....	0	25,545	58,067
Net Investment Adjustment.....	0	583	3,106
Total Receipts	5,200	26,128	61,173
Total Funds Available	\$ 11,912	\$ 35,583	\$ 92,021
Disbursements:			
Public School Employees' Retirement System	\$ 2,457	\$ 4,735	\$ 1,083
Total Disbursements	-2,457	-4,735	-1,083
Cash Balance, Ending	\$ 9,455	\$ 30,848	\$ 90,938

Public Transportation Assistance Fund

The Public Transportation Assistance Fund was established by Act 26 of 1991 to assist the capital, asset maintenance and other transportation needs of the commonwealth's transit entities. Act 44 of 2007 revised the purpose of this fund by transferring programs to the new Public Transportation Trust Fund.

Statement of Cash Receipts and Disbursements

(Dollar Amounts in Thousands)

	2018-19 Actual	2019-20 Available	2020-21 Estimated
Cash Balance, Beginning	\$ 9,072	\$ 10,008	\$ 10,061
Receipts:			
Tire Fee, Rental Fee and Lease Tax.....	\$ 153,617	\$ 164,140	\$ 172,260
Transfer of Sales and Use Tax.....	112,408	118,860	124,740
Interest.....	581	549	550
Total Receipts	266,606	283,549	297,550
Total Funds Available	\$ 275,678	\$ 293,557	\$ 307,611
Disbursements:			
Transportation:			
Grants.....	\$ 242,377	\$ 258,905	\$ 271,891
Transfer to Public Transportation Trust Fund.....	23,293	24,591	25,609
Total Disbursements	-265,670	-283,496	-297,500
Cash Balance, Ending	\$ 10,008	\$ 10,061	\$ 10,111

Public Transportation Trust Fund

The Public Transportation Trust Fund was created by Act 44 of 2007 to provide dedicated funding for public transportation in the commonwealth. Act 89 of 2013 increased funding and revenue sources for the fund. Revenues come from scheduled payments by the Pennsylvania Turnpike Commission, a portion of the Sales and Use Tax, certain motor vehicle fees, vehicle code fines and surcharges, and transfers from the Public Transportation Assistance Fund and the Lottery Fund. Monies in this fund are disbursed as grants to public transit agencies for operating costs, capital and asset improvements, and programs of statewide significance.

Effective in 2022, Act 89 eliminates \$400 million in annual transfers from the Turnpike Commission to support mass transit operations. The fund balance does not reflect substantial commitments for public transportation operating and capital.

Statement of Cash Receipts and Disbursements

(Dollar Amounts in Thousands)

	2018-19 Actual	2019-20 Available	2020-21 Estimated
Cash Balance, Beginning	\$ 592,043	\$ 785,702	\$ 737,553
Receipts:			
Transfer of Sales and Use Tax.....	\$ 522,276	\$ 550,900	\$ 574,500
Pennsylvania Turnpike Commission.....	420,000	420,000	420,000
Transfer from Lottery Fund.....	95,907	191,814	95,907
Transfer from Public Transportation Assistance Fund.....	23,293	24,591	25,609
Motor Vehicle Fees.....	274,430	323,000	287,364
Vehicle Code Fines.....	30,842	25,082	25,082
Interest.....	15,135	20,295	19,051
Total Receipts	1,381,883	1,555,682	1,447,513
Total Funds Available	\$ 1,973,926	\$ 2,341,384	\$ 2,185,066
Disbursements:			
Transportation.....	\$ 1,188,224	\$ 1,603,831	\$ 1,634,488
Total Disbursements.....	-1,188,224	-1,603,831	-1,634,488
Cash Balance, Ending	\$ 785,702	\$ 737,553	\$ 550,578

Purchasing Fund

Created in 1933, this fund finances the purchase of materials, supplies, services and equipment by the Department of General Services and Executive Offices for use by other departments, boards and commissions. Salaries for the personnel administering the fund are paid by the fund. Revenue sources are periodic appropriations from the General Fund and reimbursements by other departments, boards and commissions for the materials and supplies provided them.

Statement of Cash Receipts and Disbursements

(Dollar Amounts in Thousands)

	2018-19 Actual	2019-20 Available	2020-21 Estimated
Cash Balance, Beginning	\$ 9,838	\$ -2,565	\$ 1,515
Receipts:			
Reimbursements to General Services.....	\$ 386,846	\$ 406,062	\$ 410,000
Reimbursements to Executive Offices.....	72,506	81,533	85,000
Interest.....	192	85	124
Total Receipts	459,544	487,680	495,124
Total Funds Available	\$ 469,382	\$ 485,115	\$ 496,639
Disbursements:			
General Services.....	\$ 392,908	\$ 401,600	\$ 410,000
Executive Offices.....	79,039	82,000	85,000
Total Disbursements	-471,947	-483,600	-495,000
Cash Balance, Ending	\$ -2,565^a	\$ 1,515	\$ 1,639

^a Deficit balance attributed to year-end timing delays of fund reimbursements.

Racing Fund

The Racing Fund is a special revenue fund composed of monies received from taxes and license fees collected by the State Horse Racing Commission for the regulation of horse and harness racing. The administration and enforcement of racing in Pennsylvania is governed by Act 114 of 2016. The Act repealed and restructured the Race Horse Industry Reform Act (Act 93 of 1983 and subsequent amendments) and provided funding for promotional costs. Licensed racing corporations who annually conduct at least 100 days of racing continue to remit wagering taxes at the rate of 1.5 percent. License and fee revenue is derived from the licensing of jockeys and other persons participating in racing as prescribed by the State Racing Commission. Penalties and interest on taxes due, interest on securities and uncashed tickets comprise miscellaneous revenue.

Currently, most of the revenues for restricted racing programs comes from Act 71 of 2004, the Race Horse Development and Gaming Act. Funding is generated from gross terminal revenues from slot machines and is transferred from the Pennsylvania Race Horse Development Trust Fund.

This budget reflects the June 30, 2020 expiration of Act 114 funding from the Pennsylvania Race Horse Development Trust Fund to cover the cost of the drug testing program, and proposes eliminating funding from the Pennsylvania Race Horse Development Trust Fund for restricted racing programs.

Statement of Cash Receipts and Disbursements

(Dollar Amounts in Thousands)

	2018-19 Actual	2019-20 Available	2020-21 Estimated
Cash Balance, Beginning	\$ 31,463	\$ 34,804	\$ 28,907
Receipts:			
Admission and Wagering.....	\$ 6,023	\$ 4,512	\$ 6,033
Licenses and Fees.....	1,526	1,419	1,320
Fines and Penalties.....	248	231	214
Transfer from Race Horse Development Fund - Promotion.....	2,358	2,393	2,393
Transfer from Race Horse Development Fund - Drug Testing.....	10,066	10,066	0
Other.....	1,074	999	983
Restricted Revenues.....	35,377	37,497	3,182
Interest.....	935	968	863
Total Receipts	57,607	58,085	14,988
Total Funds Available	\$ 89,070	\$ 92,889	\$ 43,895
Disbursements:			
Agriculture.....	\$ 19,557	\$ 25,711	\$ 15,709 ^a
Revenue.....	165	249	261
Agriculture - Restricted Funds.....	34,544	38,022	27,645
Total Disbursements	-54,266	-63,982	-43,615
Cash Balance, Ending	\$ 34,804^b	\$ 28,907^b	\$ 280^b

^a Reflects reduction to recommended budget of \$13,065,000 in the Equine Toxicology and Research Laboratory appropriation to maintain solvency within the non-restricted Racing Fund. The recommended budget would result in a projected \$7,169,000 deficit balance in the non-restricted Racing Fund due to the expiration of the Act 114 drug testing transfer provision on June 30, 2020. Budget and planning year projections estimate that \$12,700,000 in additional annual non-restricted Racing Fund revenues would be necessary to maintain long-term solvency.

^b Ending cash balance includes the following restricted balances: 2018-19 Actual is \$25,268,000, 2019-20 Available is \$24,743,000 and 2020-21 Estimated is \$280,000.

Real Estate Recovery Fund

This fund was established in 1980 to reimburse aggrieved persons any amounts unpaid from final judgements against any person licensed by the Real Estate Commission. Revenue is derived from additional fees paid by licensees, with interest on investments being retained by the fund.

Statement of Cash Receipts and Disbursements

(Dollar Amounts in Thousands)

	2018-19 Actual	2019-20 Available	2020-21 Estimated
Cash Balance, Beginning	\$ 590	\$ 465	\$ 199
Receipts:			
Additional License Fees.....	\$ 60	\$ 75	\$ 75
Interest	15	9	7
Total Receipts	75	84	82
Total Funds Available	\$ 665	\$ 549	\$ 281
Disbursements:			
State.....	\$ 200	\$ 350	\$ 150
Total Disbursements	-200	-350	-150
Cash Balance, Ending	\$ 465	\$ 199	\$ 131

Recycling Fund

This fund was created by Act 101 of 1988 to finance the planning, processing, resource recovery and recycling of solid waste. Revenue is generated by a fee on all waste disposed of in landfills or processed by resource recovery facilities. Expenditures are for recycling and planning grants, market and waste minimization studies, and public information and education activities throughout the commonwealth. Act 125 of 1998 allowed for up to \$1.5 million annually for five years of Recycling Fund money to finance the cleanup of illegally deposited waste on state forest and state park lands. The fund balance does not reflect commitments directly impacting local governments as well as the Pennsylvania Recycling Markets Center at Pennsylvania State University.

The 2019-20 enacted budget included multiple appropriations out of the Recycling Fund for agency programs and operations. Act 20 of 2019 (Fiscal Code) authorized the transfer of \$45 million from commonwealth special funds for operations within the Department of Conservation and Natural Resources and Department of Environmental Protection. This provision is being utilized in 2019-20 to reverse the impact of the appropriations that were shifted from the General Fund to the Environmental Stewardship Fund and Recycling Fund. The financial statement below reflects this reversal, including the lapsing of the associated appropriations.

Statement of Cash Receipts and Disbursements

(Dollar Amounts in Thousands)

	2018-19 Actual	2019-20 Available	2020-21 Estimated
Cash Balance, Beginning	\$ 85,139	\$ 93,146	\$ 71,571
Receipts:			
Recycling Fees.....	\$ 42,310	\$ 43,500	\$ 45,000
Interest	2,823	2,749	2,121
Transfer from Hazardous Sites Cleanup Fund.....	1,000	1,000	1,000
Transfer from Public Ed/Tech Assistance.....	750	500	500
Other.....	37	25	25
Total Receipts	46,920	47,774	48,646
Total Funds Available	\$ 132,059	\$ 140,920	\$ 120,217
Disbursements:			
Environmental Protection	\$ 38,913	\$ 69,349	\$ 62,881
Environmental Protection Operations.....	0	0 ^a	0
Total Disbursements	-38,913	-69,349	-62,881
Cash Balance, Ending	\$ 93,146	\$ 71,571	\$ 57,336

^a Reflects \$10,000,000 of 2019-20 appropriation lapses.

Rehabilitation Center Fund

This fund was created by Act 55 of 1959 for the operation of the Hiram G. Andrews Rehabilitation Center and is funded from fees for services rendered by the center. Most of these services are rendered to vocational rehabilitation clients. The Department of Labor and Industry is continuing the pursuit of diversification and integration of services offered at the center. These plans include training enhancement for clients of the center and economic development opportunities for the Johnstown region and surrounding counties.

Statement of Cash Receipts and Disbursements

(Dollar Amounts in Thousands)

	2018-19 Actual	2019-20 Available	2020-21 Estimated
Cash Balance, Beginning	\$ 7,225	\$ 5,580	\$ 5,004
Receipts:			
Client Fees	\$ 18,194	\$ 17,100	\$ 17,700
Interest.....	127	98	56
Perkins Grant.....	43	41	40
PHEAA Grants.....	53	50	45
Federal Funds.....	925	2,018	2,560
Assistive Technology.....	183	160	155
Other.....	568	790	823
Total Receipts	20,093	20,257	21,379
Total Funds Available	\$ 27,318	\$ 25,837	\$ 26,383
Disbursements:			
Labor and Industry.....	\$ 21,738	\$ 20,833	\$ 23,480
Total Disbursements	-21,738	-20,833	-23,480
Cash Balance, Ending	\$ 5,580	\$ 5,004	\$ 2,903

Remining Financial Assurance Fund

Act 173 of 1992 authorized this fund to assist mine operators who qualify to purchase reclamation bonds or make payment in lieu of reclamation bonds. Revenues are the transfer of up to \$5 million from the Land and Water Development Fund and from in lieu of bond premium payments. Expenditures from this fund occur only when mine operators default.

Statement of Cash Receipts and Disbursements

(Dollar Amounts in Thousands)

	2018-19 Actual	2019-20 Available	2020-21 Estimated
Cash Balance, Beginning	\$ 4,364	\$ 4,456	\$ 4,299
Receipts:			
Operator Annual Fee.....	\$ 79	\$ 80	\$ 80
Interest.....	105	104	96
Total Receipts	184	184	176
Total Funds Available	\$ 4,548	\$ 4,640	\$ 4,475
Disbursements:			
Environmental Protection	\$ 92	\$ 341	\$ 400
Total Disbursements	-92	-341	-400
Cash Balance, Ending	\$ 4,456	\$ 4,299	\$ 4,075

Rightful Owners' Claims Payment Fund

The Rightful Owners' Claims Payment Fund was created by Act 45 of 2003 to make reimbursements and prompt payment of claims to an owner for a restitution payment previously held as unclaimed by any court, public corporation, public authority or instrumentality of the commonwealth, or by a public officer or political subdivision. Under the act, five percent of the funds transferred annually into the Treasury will be deposited into the Rightful Owners' Claims Payment Fund to create the capability to make a reimbursement in the event a claim is filed. The remaining ninety-five percent balance of the restitution monies annually escheated from the entities identified are to be deposited to the Crime Victims' Compensation Fund.

Statement of Cash Receipts and Disbursements

(Dollar Amounts in Thousands)

	2018-19 Actual	2019-20 Available	2020-21 Estimated
Cash Balance, Beginning	\$ 14	\$ 21	\$ 54
Receipts:			
Transfers from Unclaimed Property Accounts.....	\$ 527	\$ 472	\$ 477
Interest.....	1	1	1
Total Receipts	528	473	478
Total Funds Available	\$ 542	\$ 494	\$ 532
Disbursements:			
Treasury Payments to Claimants.....	\$ 521	\$ 440	\$ 444
Total Disbursements	-521	-440	-444
Cash Balance, Ending	\$ 21	\$ 54	\$ 88

School Employees' Retirement Fund

The Public School Employees' Retirement Fund provides for receipt and accounting of member and employer contributions, investment of those funds and payment of benefits to retired school employees.

According to the provisions of Act 29 of 1994, starting with the employer contribution payment for the third quarter of 1995 (school salaries paid from July 1, 1995 to September 30, 1995), employers defined as school entities (school districts, intermediate units and career and technical centers) pay 100 percent of the employer share of contributions to the fund. The commonwealth pays school entities a portion of these costs from appropriated funds based on a statutory formula. Commonwealth contributions of the employer share for non-school entities are also paid directly to the fund from appropriated funds.

Earnings from investments provide additional revenue and pay for the expenses of the Public School Employees' Retirement System. The board is responsible for management of the fund and payment of benefits. The employer contribution rate is determined by the fund's actuary and adopted by the board.

Act 40 of 2003 changed the retirement system's amortization, thereby lowering the employer contribution costs. Act 120 of 2010 amended the benefit structure for most new members beginning July 1, 2011 and amended the funding provisions. Act 120 also established a new shared risk benefit plan. Act 5 of 2017 amended the benefit structure for most new members beginning July 1, 2019.

Statement of Cash Receipts and Disbursements

(Dollar Amounts in Thousands)

	2018-19 Actual	2019-20 Available	2020-21 Estimated
Cash Balance, Beginning	\$ 54,540,475	\$ 57,264,837	\$ 59,988,837
Receipts:			
Transfer from General Fund —			
Employer Contribution (non-school entities).....	\$ 33,672	\$ 29,000	\$ 30,000
Transfers from State Employees' Retirement System.....	4,971	8,000	10,000
Contributions of School Employees.....	1,073,914	1,043,000	1,042,000
Contributions of Employers.....	4,540,699	4,576,000	4,755,000
Net Investment Adjustment.....	4,018,805	4,047,000	4,000,000
Total Receipts	9,672,061	9,703,000	9,837,000
Total Funds Available	\$ 64,212,536	\$ 66,967,837	\$ 69,825,837
Disbursements:			
Public School Employees' Retirement System.....	\$ 6,947,699	\$ 6,979,000	\$ 7,132,000
Total Disbursements	-6,947,699	-6,979,000	-7,132,000
Cash Balance, Ending	\$ 57,264,837	\$ 59,988,837	\$ 62,693,837

School Safety and Security Fund

Act 44 of 2018 (amending the Public School Code) established the School Safety and Security Committee within the Pennsylvania Commission on Crime and Delinquency (PCCD) for the administration of the School Safety and Security Grant Program. Act 42 of 2018 provided \$15 million in transfer funding from Personal Income Tax receipts, and \$30 million in transfer funding from various 2014-15 reinstated line item appropriation vetoes of the House and Senate. In addition, each fiscal year, the first \$15 million of all excess fines, fees and costs collected by any division of the Unified Judicial System shall be deposited into the School Safety and Security Fund. Act 20 of 2019 provided \$45 million in transfer funding from Personal Income Tax receipts.

Grant funding is dispersed throughout the commonwealth, and is used by school entities to supplement existing school spending on safety and security.

Statement of Cash Receipts and Disbursements

(Dollar Amounts in Thousands)

	2018-19 Actual	2019-20 Available	2020-21 Estimated
Cash Balance, Beginning	\$ 0	\$ 32,704	\$ 1,077
Receipts:			
Personal Income Tax.....	\$ 15,000	\$ 45,000	\$ 0
Legislative Transfers.....	30,000	0	0
Excess Unified Judicial System Fines.....	15,000	15,000	15,000
Interest.....	644	1,077	400
Total Receipts	60,644	61,077	15,400
Total Funds Available	\$ 60,644	\$ 93,781	\$ 16,477
Disbursements:			
Commission on Crime and Delinquency.....	\$ 27,940	\$ 92,704	\$ 15,000
Total Disbursements	-27,940	-92,704	-15,000
Cash Balance, Ending	\$ 32,704	\$ 1,077	\$ 1,477

Self-Insurance Guaranty Fund

This fund was created by Act 44 of 1993, the Pennsylvania Workers' Compensation Act. The purpose of this fund is to pay claims arising from defaulting self-insurance employers and defaulting members of self-insurance pooling arrangements under the Workers' Compensation Act for injuries occurring on or after October 30, 1993. The fund is maintained by assessments on self-insurers. Act 53 of 2000 provides for payments of claims resulting from injuries prior to October 30, 1993, through a Prefund Account funded by transfers from the Workers' Compensation Administration Fund. Act 49 of 2001 limited annual transfers to the Prefund Account to \$3.8 million. The Prefund Account and the fund are administered by the Department of Labor and Industry.

Statement of Cash Receipts and Disbursements

(Dollar Amounts in Thousands)

	2018-19 Actual	2019-20 Available	2020-21 Estimated
Cash Balance, Beginning	\$ 66,547	\$ 65,461	\$ 62,615
Receipts:			
Recoveries and Interest Transfers.....	\$ 1,232	\$ 1,000	\$ 850
Assessments and Interest Transfers.....	1,393	1,000	1,000
Interest.....	2,000	1,904	1,612
Internal Interest Transfers.....	-2,025	-1,750	-1,450
Total Receipts	2,600	2,154	2,012
Total Funds Available	\$ 69,147	\$ 67,615	\$ 64,627
Disbursements:			
Labor and Industry.....	\$ 3,686	\$ 5,000	\$ 10,000
Total Disbursements	-3,686	-5,000	-10,000
Cash Balance, Ending	\$ 65,461	\$ 62,615	\$ 54,627

SERS - Defined Contribution Fund

This fund was created to meet the provisions of Act 5 of 2017 to provide for receipt and accounting of participant and employer contributions, investment of those contributions and payment of defined contribution benefits to eligible participants of the State Employees' Retirement System. Participation in the defined contribution plan is mandatory for most new state employees hired on or after January 1, 2019 and available to employees of non-state, public and quasi-public institutions authorized by the Retirement Code. The fund receives revenue from employee contributions, employer contributions and income derived from the investment options chosen by each participant. All of these revenue sources belong to the participants in the plan and are therefore credited directly to individual participant accounts managed by the third-party administrator. Employers pay 100 percent of the employer share of contributions to the fund, which participants vest in after 3 years of service. The fees, costs, and expenses of administering the defined contribution plan are currently paid by the Commonwealth through annual appropriations, and the Governor's Budget proposes that the appropriations be replaced by fees beginning July 1, 2020. Management of the fund and payment of benefits are overseen by the State Employees' Retirement System.

Statement of Cash Receipts and Disbursements

(Dollar Amounts in Thousands)

	2018-19 Actual	2019-20 Available	2020-21 Estimated
Cash Balance, Beginning	\$ 0	\$ 4,914	\$ 3,259
Receipts:			
Administrative Transfer.....	\$ 4,901	\$ 3,852	\$ 0
Contributions.....	1,934	23,400	38,500
Fees Collected from Employers.....	0	0	4,228
Interest.....	42	88	97
Net Investment Adjustment.....	0	-22,230	-36,575
Total Receipts	<u>6,877</u>	<u>5,110</u>	<u>6,250</u>
Total Funds Available	\$ 6,877	\$ 10,024	\$ 9,509
Disbursements:			
State Employees' Retirement System:			
Administrative Expenses.....	\$ 1,935	\$ 6,489	\$ 4,557
Benefits and Other Expenses.....	28	276	414
Total Disbursements	<u>-1,963</u>	<u>-6,765</u>	<u>-4,971</u>
Cash Balance, Ending	\$ 4,914	\$ 3,259	\$ 4,538

Small Business First Fund

Act 67 of 1996 created the Small Business First Fund. The fund replaced the Air Quality Improvement Fund, Storage Tank Loan Fund and the Pennsylvania Capital Loan Fund. Balances and program commitments in those funds were transferred to the Small Business First Fund. The fund may receive transfers from the Minority Business Development Fund to facilitate its programs for small businesses. Act 50 of 2009 enabled the fund to transfer monies to the Machinery and Equipment Loan Fund in support of its activities.

This program provides low-interest loans for small businesses of 100 employees or less. Eligible projects include land and building acquisition and construction; machinery and equipment purchases; working capital; compliance with environmental regulations and municipal or commercial recycling. In addition, companies eligible to participate in this program are those impacted by the reduction in defense-related activities and those involved in exports, advanced technology and the hospitality industry. Act 161 of 2014 transitioned the administration of this fund to the Pennsylvania Industrial Development Authority, while also authorizing funds to be transferred by an action of the PIDA board between the Small Business First Fund, the Machinery and Equipment Loan Fund, and the Industrial Development Fund to maximize the effectiveness of the programs. The fund balance does not reflect commitments for business expansion.

Statement of Cash Receipts and Disbursements

(Dollar Amounts in Thousands)

	2018-19 Actual	2019-20 Available	2020-21 Estimated
Cash Balance, Beginning	\$ 31,631	\$ 20,207	\$ 9,751
Receipts:			
Loan Principal and Interest Repayments.....	\$ 8,121	\$ 8,000	\$ 8,000
Interest.....	680	573	350
Other.....	6	30	25
Total Receipts	8,807	8,603	8,375
Total Funds Available	\$ 40,438	\$ 28,810	\$ 18,126
Disbursements:			
Community and Economic Development.....	\$ 8,128	\$ 19,059	\$ 15,000
Transfer to Industrial Development Fund.....	12,103	0	0
Total Disbursements	-20,231	-19,059	-15,000
Cash Balance, Ending	\$ 20,207	\$ 9,751	\$ 3,126

Special Administration Fund

The purpose of this fund, administered by the Department of Labor and Industry, is to cover those administrative expenses of the Unemployment Compensation Law not properly and validly chargeable to the Administration Fund. The receipts of the fund are generated from interest and penalties collected from claimants and employers under provisions of the Unemployment Compensation Law. Act 5 of 2005 requires that all monies in excess of \$200,000 in the fund, less encumbrances for litigation, shall be transferred by June 25th of each year to either the Unemployment Compensation Contribution Fund or the Job Training Fund or both.

Statement of Cash Receipts and Disbursements

(Dollar Amounts in Thousands)

	2018-19 Actual	2019-20 Available	2020-21 Estimated
Cash Balance, Beginning	\$ 5,651	\$ 2,913	\$ 200
Receipts:			
Penalty and Interest Collections.....	\$ 5,832	\$ 9,208	\$ 10,876
Interest.....	255	124	124
Total Receipts	6,087	9,332	11,000
Total Funds Available	\$ 11,738	\$ 12,245	\$ 11,200
Disbursements:			
Labor and Industry.....	\$ 8,825	\$ 12,045	\$ 11,000
Total Disbursements	-8,825	-12,045	-11,000
Cash Balance, Ending	\$ 2,913	\$ 200	\$ 200

State Employees' Retirement Fund

This fund was created in 1923 to accumulate reserves for the payment of pensions to eligible former state employees. Money in this fund is used to pay retirement, disability and death benefits to members of the State Employees' Retirement System and their beneficiaries. Membership in the system is mandatory for most state employees and available to employees of non-state entities, such as the Pennsylvania State University, the Turnpike Commission, the Delaware River Port Authority and other public and quasi-public institutions authorized by the Retirement Code.

The fund receives revenue from employee contributions, employer contributions and income derived from its investment portfolio. Employer contributions are an actuarially determined percentage of payroll sufficient to fund current and future benefit payments. Investment income is used to credit interest to each member's account; to pay the administrative expenses of the retirement system; and to accumulate monies for the payment of future benefits. Management of the fund and payment of benefits are overseen by the State Employees' Retirement Board.

Act 40 of 2003 changed the retirement system's amortization period, thereby lowering the employer contribution costs. Act 120 of 2010 amended the benefit structure for most new employees hired after December 31, 2010 and amended the funding provisions. Act 120 also established a new shared risk benefit plan.

Statement of Cash Receipts and Disbursements

(Dollar Amounts in Thousands)

	2018-19 Actual	2019-20 Available	2020-21 Estimated
Cash Balance, Beginning	\$ 28,828,765	\$ 29,494,911	\$ 30,603,867
Receipts:			
Contributions of Employees.....	\$ 422,021	\$ 404,500	\$ 413,500
Contributions of Employers.....	2,030,432	2,147,364	2,218,264
Transfer to Annuity Reserve Account.....	7,754	7,754	7,754
Directed Commissions.....	103	100	100
Net Investment Adjustment.....	1,663,171	2,144,309	2,224,708
Other.....	29,892	29,892	29,892
Total Receipts	4,153,373	4,733,919	4,894,218
Total Funds Available	\$ 32,982,138	\$ 34,228,830	\$ 35,498,085
Disbursements:			
State Employees' Retirement System.....	\$ 3,487,227	\$ 3,624,963	\$ 3,760,802
Total Disbursements	-3,487,227	-3,624,963	-3,760,802
Cash Balance, Ending	\$ 29,494,911	\$ 30,603,867	\$ 31,737,283

State Gaming Fund

Act 71 of 2004, the Pennsylvania Race Horse Development and Gaming Act, established the State Gaming Fund to receive gaming license fees and 34 percent of the gross terminal revenue (GTR) generated by licensed gaming facilities. Act 42 of 2017 expanded gaming in the commonwealth to include a new category of slot machine licenses, interactive gaming and airport gaming. The fund receives 52 percent of gross interactive gaming revenue (GIGR) generated through simulated slot machines and 14 percent of GIGR generated through simulated table games. Fund revenues are annually distributed to various programs and the remainder is transferred to the Property Tax Relief Fund. Also, licensed gaming facilities deposit an additional 4 percent of GTR for slot machines, 2 percent of gross table game revenue and 2 percent of GIGR into the fund for local share distributions where gaming facilities are located.

Act 20 of 2019 authorized a transfer of prior year funds not committed for local law enforcement grants to the General Fund.

Statement of Cash Receipts and Disbursements

(Dollar Amounts in Thousands)

	2018-19 Actual	2019-20 Available	2020-21 Estimated
Cash Balance, Beginning	\$ 139,452	\$ 142,531	\$ 144,862
Receipts:			
State Tax Revenue.....	\$ 796,716	\$ 812,597	\$ 850,818
Licensee Deposit Accounts.....	71,455	72,826	77,379
Local Share Assessment.....	159,314	152,902	174,680
Interest.....	2,912	3,354	3,409
Other	4,334	5,000	7,500
Total Receipts	<u>1,034,731</u>	<u>1,046,679</u>	<u>1,113,786</u>
Total Funds Available	\$ 1,174,183	\$ 1,189,210	\$ 1,258,648
Disbursements:			
Revenue:			
Transfer to Compulsive and Problem Gambling Treatment Fund.....	\$ 4,619	\$ 4,431	\$ 4,662
Transfer to Compulsive and Problem Gambling Treatment Fund - Drug and Alcohol.....	3,000	3,000	3,000
Payments in Lieu of Taxes:			
Conservation and Natural Resources.....	5,216	5,314	5,314
Fish and Boat Commission.....	16	40	40
Game Commission.....	3,612	3,686	3,686
Emergency Management:			
Volunteer Company Grants.....	25,000	25,000	25,000
Community and Economic Development:			
Transfer to Commonwealth Financing Authority.....	0	7,910	16,281
Gaming Control Board:			
Local Law Enforcement Grants.....	391	2,000	2,000
Transfer to Casino Marketing and Development.....	2,000	-5,698	0
Transfer to General Fund.....	0	1,769	0
Local Share Assessment Distribution:			
Revenue.....	124,122	114,463	125,048
Community and Economic Development.....	31,672	29,207	31,908
Education.....	1,433	1,321	1,444
Administrative Appropriations:			
Gaming Control Board.....	41,912	49,242	48,529
Revenue	4,909	12,406	8,687
State Police.....	29,440	30,610	32,957
Attorney General.....	1,238	1,756	1,355
Transfer to Property Tax Relief Fund.....	753,072	757,891	802,125
Total Disbursements	<u>-1,031,652</u>	<u>-1,044,348</u>	<u>-1,112,036</u>
Cash Balance, Ending	\$ 142,531^a	\$ 144,862^a	\$ 146,612^a

^a Ending cash balance includes the following restricted balances: 2018-19 Actual is \$139,829,000, 2019-20 Available is \$123,641,000 and 2020-21 Estimated is \$116,992,000.

State Insurance Fund

Act 227 of 1915 created this fund which finances expenditures related to the rebuilding, restoring or replacing of buildings, structures, equipment or other property owned by the commonwealth that have been damaged or destroyed by fire or other casualty. This includes natural or man-made disasters. Revenue is derived from interest earned by the fund, interest received from the Fire Insurance Tax Fund and from reimbursements by insurance companies. If needed, money may also be directly appropriated to this fund. Receipts of the fund include reimbursement from the commonwealth's excess insurance policy, which is responsible for damages for any occurrence in excess of \$2.5 million. This fund satisfies the requirements of the federal government for the Disaster Insurance Program.

Statement of Cash Receipts and Disbursements

(Dollar Amounts in Thousands)

	2018-19 Actual	2019-20 Available	2020-21 Estimated
Cash Balance, Beginning	\$ 4,583	\$ 3,980	\$ 3,501
Receipts:			
Interest	\$ 771	\$ 900	\$ 872
Other	585	580	580
Total Receipts	<u>1,356</u>	<u>1,480</u>	<u>1,452</u>
Total Funds Available	\$ 5,939	\$ 5,460	\$ 4,953
Disbursements:			
General Services.....	\$ 1,959	\$ 1,959	\$ 1,960
Total Disbursements	<u>-1,959</u>	<u>-1,959</u>	<u>-1,960</u>
Cash Balance, Ending	\$ 3,980	\$ 3,501	\$ 2,993

State Restaurant Fund

This fund was created by Act 259 of 1943 to finance the purchase and maintenance of equipment for the operation of the restaurant in the State Capitol as well as any other restaurants in other state office buildings. At present, the Capitol East Wing Cafeteria is the only restaurant operated through this fund. Revenue is derived from profit-sharing with the contracted vendor.

Statement of Cash Receipts and Disbursements

(Dollar Amounts in Thousands)

	2018-19 Actual	2019-20 Available	2020-21 Estimated
Cash Balance, Beginning	\$ 732	\$ 708	\$ 636
Receipts:			
Commission / Profit-Sharing.....	\$ 66	\$ 62	\$ 62
Interest.....	17	16	15
Total Receipts	<u>83</u>	<u>78</u>	<u>77</u>
Total Funds Available	\$ 815	\$ 786	\$ 713
Disbursements:			
General Services.....	\$ 107	\$ 150	\$ 120
Total Disbursements	<u>-107</u>	<u>-150</u>	<u>-120</u>
Cash Balance, Ending	\$ 708	\$ 636	\$ 593

State Stores Fund

The State Stores Fund serves as the general operating fund for the Liquor Control Board. The Pennsylvania State Police also receive funds for the enforcement of the Liquor Code.

This fund receives revenues from the sale of goods in State Liquor Stores, fees not credited to the Liquor License Fund, fines and penalties, and losses and damages recovered. Expenditures cover all costs associated with the operation and administration of the Liquor Store System and enforcement of the Liquor Code. Acts 39, 85 and 166 of 2016 created significant liquor code changes, which include: expanding wine sales to licensed retailers, expanding Sunday store openings and hours, lottery sales, pricing flexibility, special liquor order changes, customer relationship management and numerous licensing changes.

Statement of Cash Receipts and Disbursements

(Dollar Amounts in Thousands)

	2018-19 Actual	2019-20 Available	2020-21 Estimated
Cash Balance, Beginning	\$ 206,235	\$ 225,462	\$ 230,683
Receipts:			
Fees, Fines and Penalties.....	\$ 42,209	\$ 34,863	\$ 35,000
Expired License Auction Proceeds.....	8,000	6,000	5,000
Sale of Goods.....	2,133,811	2,207,000	2,267,700
Liquor Sales Taxes.....	541,751	556,378	571,700
Lottery Commissions.....	1,170	1,221	1,300
Recovered Losses and Damages.....	3,786	3,000	3,000
Interest.....	5,865	6,330	4,693
Other.....	53	500	500
Total Receipts	2,736,645	2,815,292	2,888,893
Total Funds Available	\$ 2,942,880	\$ 3,040,754	\$ 3,119,576
Disbursements:			
Drug and Alcohol Programs.....	\$ 2,500	\$ 3,821	\$ 3,821
Liquor Control Board	1,956,834	2,030,493	2,095,263
State Police.....	31,233	34,279	33,242
Transfer of Liquor Sales Taxes to General Fund.....	541,751	556,378	571,700
Transfer to General Fund.....	185,100	185,100	185,100
Total Disbursements	-2,717,418	-2,810,071	-2,889,126
Cash Balance, Ending	\$ 225,462	\$ 230,683	\$ 230,450

State Treasury Armory Fund

Created in accordance with Act 92 of 1975, the State Treasury Armory Fund receives monies derived from the sale of any armory building, armory site or other real estate. Funds are expended solely for the purchase of equipment, furniture and fixtures, for repairs and maintenance or for the construction of new armories in the commonwealth.

Statement of Cash Receipts and Disbursements

(Dollar Amounts in Thousands)

	2018-19 Actual	2019-20 Available	2020-21 Estimated
Cash Balance, Beginning	\$ 2,262	\$ 1,321	\$ 0
Receipts:			
Armory Rentals.....	\$ 278	\$ 340	\$ 240
Sale of Armories and Land.....	254	45	0
Interest.....	43	26	1
Other.....	75	81	71
Total Receipts	650	492	312
Total Funds Available	\$ 2,912	\$ 1,813	\$ 312
Disbursements:			
Military and Veterans Affairs.....	\$ 1,591	\$ 1,813	\$ 312
Total Disbursements	-1,591	-1,813	-312
Cash Balance, Ending	\$ 1,321	\$ 0	\$ 0

State Workers' Insurance Fund

The State Workers' Insurance Fund (SWIF) was created by Act 338 of 1915 and operates within the Department of Labor and Industry. It is a self-sustaining fund providing workers' compensation insurance to employers, including those refused policies by private insurance firms. SWIF is subject to underwriting rules, classification and rates promulgated by rating bureaus authorized by the State Insurance Commissioner. Premium rates are established by them based on the history of accidents by industry. (Administrative costs are paid from the fund, including expenses related to Insurance Department and Auditor General examinations.)

Act 68 of 1990 provides for the transfer of money from SWIF. Annual payments are made to the General Fund equal to the amount which would have been paid in taxes had SWIF been subject to taxes. The act also established an Advisory Council to recommend the amount of surplus in SWIF, if any, that could be distributed without jeopardizing its legal obligations to policy holders. If such a surplus exists, the SWIF Board may then recommend distribution of the surplus as refunds to current or former policyholders. The funds recommended by the board to be transferred or refunded to policyholders must be approved and appropriated by the General Assembly.

Statement of Cash Receipts and Disbursements

(Dollar Amounts in Thousands)

	2018-19 Actual	2019-20 Available	2020-21 Estimated
Cash Balance, Beginning	\$ 1,371,838	\$ 1,414,636	\$ 1,412,890
Receipts:			
Premiums.....	\$ 141,983	\$ 127,485	\$ 121,111
Interest.....	47,522	60,230	57,218
Net Investment Adjustment.....	63,036	30,020	30,000
Other.....	2,244	3,261	3,098
Total Receipts	<u>254,785</u>	<u>220,996</u>	<u>211,427</u>
Total Funds Available	\$ 1,626,623	\$ 1,635,632	\$ 1,624,317
Disbursements:			
Labor and Industry.....	\$ 208,949	\$ 220,192	\$ 244,298
Premium Tax Payment to General Fund.....	3,038	2,550	2,422
Total Disbursements	<u>-211,987</u>	<u>-222,742</u>	<u>-246,720</u>
Cash Balance, Ending	\$ 1,414,636	\$ 1,412,890	\$ 1,377,597

Storage Tank Fund

This fund was created by Act 32 of 1989 for the operation of an aboveground and underground storage tank regulation, registration and enforcement program. Revenues to the fund consist of registration and permit fees, fines, judgments, bond forfeitures, interest and recovered costs. Expenditures include the remediation of leaking underground storage tanks. Act 61 of 2017 authorized an increase, from \$3,000,000 to \$7,000,000 in the reimbursement that could be requested from the Underground Storage Tank Indemnification Fund (USTIF) to the Storage Tank Fund for costs associated with investigating, determining responsibility, overseeing remediation and third party response and closing out cases of spills and leaks, as well as for inspecting, determining compliance and taking enforcement action against owners of storage tanks.

Statement of Cash Receipts and Disbursements

(Dollar Amounts in Thousands)

	2018-19 Actual	2019-20 Available	2020-21 Estimated
Cash Balance, Beginning	\$ 1,611	\$ 2,631	\$ 2,434
Receipts:			
Registration Fees.....	\$ 2,973	\$ 2,938	\$ 2,938
Federal Funds - EPA.....	3,286	4,775	4,740
Fines and Penalties.....	809	569	570
Interest.....	88	75	70
Reimbursement from USTIF.....	5,195	7,000	7,000
Cost Recovery Reimbursements/Settlements.....	257	10	10
Total Receipts	<u>12,608</u>	<u>15,367</u>	<u>15,328</u>
Total Funds Available	\$ 14,219	\$ 17,998	\$ 17,762
Disbursements:			
Environmental Protection.....	\$ 11,588	\$ 15,564	\$ 15,413
Total Disbursements	<u>-11,588</u>	<u>-15,564</u>	<u>-15,413</u>
Cash Balance, Ending	\$ 2,631	\$ 2,434	\$ 2,349

Substance Abuse Education and Demand Reduction Fund

This fund was created by Act 198 of 2002 and amended by Act 36 of 2006. The purpose of the fund is to provide research-based approaches to prevention, intervention, training, treatment and education services to reduce substance abuse and to offer statewide programs to assist families in accessing those services. The fund also provides for statewide programs to educate employers, unions and employees about the dangers of substance abuse in the workplace and provide comprehensive drug-free workplace programs and technical resources for businesses.

Revenue to the fund consists of assessments on individuals convicted, adjudicated delinquent or granted accelerated rehabilitative disposition and also those individuals who plead guilty or nolo contendere to either a violation of the Controlled Substance, Drug, Device and Cosmetic Act or a violation relating to driving under the influence of alcohol or controlled substance. The Community Drug Program, within the Office of Attorney General, is to receive 10 percent of the grant monies available for annual award through the Pennsylvania Commission on Crime and Delinquency.

Statement of Cash Receipts and Disbursements

(Dollar Amounts in Thousands)

	2018-19 Actual	2019-20 Available	2020-21 Estimated
Cash Balance, Beginning	\$ 8,906	\$ 8,236	\$ 3,223
Receipts:			
Assessments.....	\$ 3,212	\$ 3,125	\$ 3,125
Interest.....	264	238	114
Investment Income.....	365	0	0
Total Receipts.....	<u>3,841</u>	<u>3,363</u>	<u>3,239</u>
Total Funds Available	\$ 12,747	\$ 11,599	\$ 6,462
Disbursements:			
Commission on Crime and Delinquency.....	\$ 4,511	\$ 8,376	\$ 6,462
Total Disbursements.....	<u>-4,511</u>	<u>-8,376</u>	<u>-6,462</u>
Cash Balance, Ending	\$ 8,236	\$ 3,223	\$ 0

Surface Mining Conservation and Reclamation Fund

This fund was created in 1945 to finance reclamation projects on land scarred by surface mining. Projects include recontouring, terracing and planting of trees, shrubs and grasses. Revenues are provided by charging surface mining operators for licenses and permits and by fining them for failure to apply for the licenses and permits as well as by forfeiture of collateral bonds, cash or securities for failure to comply with an approved reclamation plan. Five percent of the fines and penalties collected in one fiscal year is transferred to the Environmental Education Fund in the subsequent fiscal year. The remaining 95 percent, up to a maximum of \$500,000, is transferred to the Reclamation Fee O & M Trust Account. Act 95 of 2012 required sum-certain guarantees to cover stage III reclamation liability under a permittee's reclamation bond, to the extent funds are available.

Statement of Cash Receipts and Disbursements

(Dollar Amounts in Thousands)

	2018-19 Actual	2019-20 Available	2020-21 Estimated
Cash Balance, Beginning	\$ 65,432	\$ 65,149	\$ 59,653
Receipts:			
Licenses and Fees.....	\$ 268	\$ 326	\$ 326
Fines and Penalties.....	529	748	748
Transfer to Environmental Education Fund.....	-12	-26	-37
Reclamation Fee O & M Trust Account.....	-244	-500	-500
Interest.....	2,134	2,037	1,892
Forfeiture of Bonds.....	603	816	816
Other.....	325	300	300
Total Receipts	<u>3,603</u>	<u>3,701</u>	<u>3,545</u>
Total Funds Available	\$ 69,035	\$ 68,850	\$ 63,198
Disbursements:			
Environmental Protection.....	\$ 3,886	\$ 9,197	\$ 6,052
Total Disbursements	<u>-3,886</u>	<u>-9,197</u>	<u>-6,052</u>
Cash Balance, Ending	\$ 65,149	\$ 59,653	\$ 57,146

Tobacco Settlement Fund

The Tobacco Settlement Fund is a special revenue fund comprised of monies from all tobacco settlements under the Tobacco Master Settlement Agreement. Act 77 of 2001 created the Tobacco Settlement Fund (TSF) to receive the revenues from the Master Settlement Agreement that was reached with the five major tobacco companies on December 17, 1999. The TSF was established to provide funding for health care insurance for the uninsured, home and community-based services for seniors, tobacco use prevention and cessation, broad-based health research, medical care for workers with disabilities, hospital uncompensated care and an endowment component to preserve a portion of the receipts for future use. Since 2005-06, a portion of the tobacco revenue has been used to offset the escalating cost of long-term care services for persons with disabilities and older Pennsylvanians.

This budget proposes to continue the 2019-20 allocations for the Master Settlement Agreement (MSA) funds anticipated to be received in April 2020 as follows: 4.5 percent for tobacco use prevention and cessation activities, 13.6 percent for health and related research, 8.18 percent for uncompensated care, 30 percent for Medicaid benefits for workers with disabilities, and 43.72 percent for health-related purposes.

Statement of Cash Receipts and Disbursements

(Dollar Amounts in Thousands)

	2018-19 Actual	2019-20 Available	2020-21 Estimated
Cash Balance, Beginning	\$ 101,944	\$ 112,403	\$ 14,465
Receipts:			
Gross Settlements.....	\$ 340,391	\$ 336,576	\$ 327,450
Tobacco Revenue Bond Debt Service.....	0	-115,339	-115,337
Cigarette Tax Transfer.....	0	115,339	115,337
NPM Adjustment Settlement Agreement.....	359,469	0	0
NPM Transfer to MA - Community HealthChoices.....	-344,069	0	0
NPM Transfer to Criminal Enforcement Account.....	-15,400	0	0
Federal Receipts.....	158,932	172,645	136,802
Interest.....	5,036	3,000	3,000
Other.....	346	100	100
Total Receipts	<u>504,705</u>	<u>512,321</u>	<u>467,352</u>
Total Funds Available	\$ 606,649	\$ 624,724	\$ 481,817
Disbursements:			
Aging:			
Home and Community-Based Services (EA).....	\$ 22,363	\$ 0	\$ 0
(F)Medical Assistance - Community Services (EA).....	-22,440	0	0
Community and Economic Development:			
Life Sciences Greenhouses.....	3,000	3,000	3,000
Health:			
Tobacco Use Prevention and Cessation (EA).....	16,017	23,745	14,735
Health Research - Health Priorities (EA).....	27,398	84,806	41,259
Health Research - National Cancer Institute (EA).....	2,741	6,770	3,275
Human Services:			
Medical Care for Workers with Disabilities (EA).....	108,432	101,997	98,235
(F)Medical Assistance - Workers with Disabilities (EA).....	123,978	111,610	107,493
Uncompensated Care (EA).....	28,436	55,376	26,785
(F)Medical Assistance - Uncompensated Care (EA).....	30,535	61,035	29,309
Medical Assistance - Long-Term Care.....	20,908	0	0
Medical Assistance - Community HealthChoices.....	132,878	161,920	140,161
Total Disbursements	<u>-494,246</u>	<u>-610,259</u>	<u>-464,252</u>
Cash Balance, Ending	\$ 112,403	\$ 14,465	\$ 17,565

Treasury Initiative Support Fund

The Treasury Initiative Support Fund was created in 2009 to account for funding received in support of Treasury initiatives and to track spending as required by the various funding agreements. Treasury established the Keystone Home Energy Loan Program (HELP) in 2006 to offer affordable energy efficiency financing options to homeowners. These consumer loans are bundled and purchased as an investment into a Treasury investment pool. This program received funding to administer components of the Alternate Energy Investment Act of July 9, 2008, Special Session 1. It has also received funding to support the HELP loans, including funds for a geothermal energy component. Support received to assist a Micro Lending investment program is also included in this fund. In addition, Treasury has received independent foundation grants to develop a nationwide market to support the sale of energy efficiency loans and to make investments that promote energy efficiency improvements on college and university campuses in Pennsylvania.

Statement of Cash Receipts and Disbursements

(Dollar Amounts in Thousands)

	2018-19 Actual	2019-20 Available	2020-21 Estimated
Cash Balance, Beginning	\$ 8,663	\$ 9,078	\$ 9,416
Receipts:			
Program Funding.....	\$ 2,042	\$ 2,001	\$ 2,021
Interest.....	60	58	57
Total Receipts	<u>2,102</u>	<u>2,059</u>	<u>2,078</u>
Total Funds Available	\$ 10,765	\$ 11,137	\$ 11,494
Disbursements:			
Treasury.....	\$ 1,687	\$ 1,721	\$ 1,738
Total Disbursements.....	<u>-1,687</u>	<u>-1,721</u>	<u>-1,738</u>
Cash Balance, Ending	\$ 9,078	\$ 9,416	\$ 9,756

Tuition Account Guaranteed Savings Program Fund

Act 11 of 1992, amended by Act 58 of 2000, provided for the establishment of two programs for postsecondary educational savings. Both programs are administered by the Tuition Account Programs Bureau within the Treasury Department with oversight by the Tuition Account Programs (TAP) Advisory Board. This fund offers a guaranteed rate of return tied to tuition inflation. Revenue is derived primarily from application fees, Tuition Account Guaranteed Savings Program contracts and investment income. Fund expenditures consist mainly of payments to educational institutions for tuition and administrative costs.

The ending fund balance shown in the statement includes substantial investment assets. The net investment adjustment receipt item is included to reflect the carrying value of long-term investments as of June 30.

Statement of Cash Receipts and Disbursements

(Dollar Amounts in Thousands)

	2018-19 Actual	2019-20 Available	2020-21 Estimated
Cash Balance, Beginning	\$ 2,007,109	\$ 2,125,905	\$ 1,966,359
Receipts:			
Application Fees	\$ 2,161	\$ 2,011	\$ 2,031
Tuition Unit Purchases.....	206,972	193,378	195,311
Investment Earnings.....	1,798	2,821	2,849
Net Investment Adjustment.....	164,195	0	0
Total Receipts	<u>375,126</u>	<u>198,210</u>	<u>200,191</u>
Total Funds Available	\$ 2,382,235	\$ 2,324,115	\$ 2,166,550
Disbursements:			
Treasury.....	\$ 256,330	\$ 357,756	\$ 368,488
Total Disbursements	<u>-256,330</u>	<u>-357,756</u>	<u>-368,488</u>
Cash Balance, Ending	\$ 2,125,905	\$ 1,966,359	\$ 1,798,062

Tuition Account Investment Program Fund

Act 11 of 1992, amended by Act 58 of 2000, provided for the establishment of two programs for postsecondary educational savings. Both programs are administered by the Tuition Account Programs Bureau within the Treasury Department with oversight by the Tuition Account Programs Advisory Board. The Tuition Account Investment Program, launched in July 2002, provides market-based investment returns and offers participants several investment options based on age, investment risk or socially responsible investments comprising a mix of equity and fixed income portfolios. Fund revenue is derived primarily from Tuition Account Investment Program contracts and investment income. Fund expenditures consist mainly of redemption of program contracts.

Statement of Cash Receipts and Disbursements

(Dollar Amounts in Thousands)

	2018-19 Actual	2019-20 Available	2020-21 Estimated
Cash Balance, Beginning	\$ 2,730,654	\$ 3,069,917	\$ 3,116,914
Receipts:			
Tuition Investment Purchases.....	\$ 380,285	\$ 285,214	\$ 242,432
Net Investment Adjustment.....	185,851	0	0
Total Receipts	566,136	285,214	242,432
Total Funds Available	\$ 3,296,790	\$ 3,355,131	\$ 3,359,346
Disbursements:			
Treasury.....	\$ 226,873	\$ 238,217	\$ 252,510
Total Disbursements	-226,873	-238,217	-252,510
Cash Balance, Ending	\$ 3,069,917	\$ 3,116,914	\$ 3,106,836

Unconventional Gas Well Fund

This fund was created by Act 13 of 2012 to provide for the collection and distribution of unconventional gas well impact fees. The fee revenue is used by commonwealth agencies for monitoring and oversight of unconventional gas wells, emergency responder training and for rail freight assistance projects. Distributions are made to county conservation districts and to host counties and municipalities. Receipts deposited into the Unconventional Gas Well Fund are derived from an impact fee assessed to drillers of natural gas wells in the Marcellus Shale regions of the commonwealth. The fee is assessed per gas well and may be adjusted based on the number of wells and changes in the Consumer Price Index for all urban consumers in the Pennsylvania, New Jersey, Delaware and Maryland area.

Statement of Cash Receipts and Disbursements

(Dollar Amounts in Thousands)

	2018-19 Actual	2019-20 Available	2020-21 Estimated
Cash Balance, Beginning	\$ 22,579	\$ 20,761	\$ 5,022
Receipts:			
Impact Fee Revenues.....	\$ 246,919	\$ 200,756	\$ 205,771
Interest.....	1,825	1,657	1,613
Total Receipts	248,744	202,413	207,384
Total Funds Available	\$ 271,323	\$ 223,174	\$ 212,406
Disbursements:			
Public Utility Commission.....	\$ 136,186	\$ 114,060	\$ 112,333
Emergency Management.....	1,923	6,581	1,500
Fish and Boat Commission.....	907	2,347	1,000
Transportation.....	0	7,252	1,000
Transfer to Conservation District Fund.....	3,949	4,047	4,149
Transfer to Well Plugging Account.....	6,000	6,000	6,000
Transfer to Marcellus Legacy Fund.....	93,372	72,865	74,790
Transfer to Housing Affordability and Rehabilitation Enhancement Fund.....	8,225	5,000	5,000
Total Disbursements	-250,562	-218,152	-205,772
Cash Balance, Ending	\$ 20,761	\$ 5,022	\$ 6,634

Underground Storage Tank Indemnification Fund

The Storage Tank and Spill Prevention Act, Act 32 of 1989, as amended, established the Underground Storage Tank Indemnification Fund to administer a program to provide claim payments to owners and operators of underground storage tanks who incur liability for taking corrective action or for bodily injury or property damage caused by a release from underground storage tanks. Expenses for administration of the fund are also covered. The fund is administered by the Insurance Department in conjunction with a nine-member Underground Storage Tank Indemnification Board.

Act 13 of 1998 established a new loan program to assist owners of regulated underground storage tanks to upgrade their underground storage tank systems to meet federal Environmental Protection Agency upgrade requirements or to remove them from service. Act 100 of 2000 expanded the upgrade loan program to include the removal of underground storage tanks. The act also established an environmental cleanup program and a pollution prevention program that are administered by the Department of Environmental Protection. A loan of \$100 million was made to the General Fund on October 15, 2002 in accordance with Act 91 of 2002. Act 72 of 2013 changed the repayment of the \$100 million loan to the General Fund to before July 1, 2029. As of December 2019, \$67.5 million is still owed in principal and an additional \$18.493 million is owed in interest to the fund from the prior loan to the General Fund. Act 61 of 2017 increased the reimbursement to the Storage Tank Fund from \$3,000,000 to \$7,000,000, annually and extended authority for the Underground Storage Tank Environmental Cleanup Program and the Underground Storage Tank Pollution Prevention Program until June 30, 2022.

Statement of Cash Receipts and Disbursements

(Dollar Amounts in Thousands)

	2018-19 Actual	2019-20 Available	2020-21 Estimated
Cash Balance, Beginning	\$ 266,740	\$ 294,163	\$ 287,776
Receipts:			
Gallon Fee	\$ 52,223	\$ 53,000	\$ 53,000
Tank Capacity Fee	5,972	5,972	5,972
Interest.....	1,830	1,500	1,500
Net Investment Adjustment	13,475	0	0
Loan Repayments from General Fund.....	0	0	7,000
Other.....	291	400	400
Total Receipts	<u>73,791</u>	<u>60,872</u>	<u>67,872</u>
Total Funds Available	\$ 340,531	\$ 355,035	\$ 355,648
Disbursements:			
Environmental Protection	\$ 2,830	\$ 6,334	\$ 3,817
Insurance	43,538	60,925	58,711
Total Disbursements	<u>-46,368</u>	<u>-67,259</u>	<u>-62,528</u>
Cash Balance, Ending	\$ 294,163	\$ 287,776	\$ 293,120

Unemployment Compensation Benefit Payment Fund

Employers' and employees' contributions under the Unemployment Compensation Law are credited to the commonwealth's account in the Federal Unemployment Trust Fund. Requisitions of money from the Trust Fund for the payment of unemployment compensation benefits to eligible individuals are the revenue for the Unemployment Compensation Benefit Payment Fund.

Statement of Cash Receipts and Disbursements

(Dollar Amounts in Thousands)

	2018-19 Actual	2019-20 Available	2020-21 Estimated
Cash Balance, Beginning	\$ 2,001	\$ 1,862	\$ 0
Receipts:			
Regular Unemployment Compensation Program.....	\$ 1,708,700	\$ 1,656,000	\$ 1,670,000
Other.....	34,783	34,000	34,000
Total Receipts	<u>1,743,483</u>	<u>1,690,000</u>	<u>1,704,000</u>
Total Funds Available	\$ 1,745,484	\$ 1,691,862	\$ 1,704,000
Disbursements:			
Labor and Industry.....	\$ 1,743,622	\$ 1,691,862	\$ 1,704,000
Total Disbursements	<u>-1,743,622</u>	<u>-1,691,862</u>	<u>-1,704,000</u>
Cash Balance, Ending	\$ 1,862	\$ 0	\$ 0

Unemployment Compensation Contribution Fund

This fund was created to hold monies collected from employers under the Unemployment Compensation Law and, except for refunds of collections, transfers to the Special Administration Fund, and transfers to the Service and Infrastructure Improvement Fund are transferred to the United States Treasury for credit to the commonwealth's account in the Federal Unemployment Trust Fund established under Section 904 of the Social Security Act.

Statement of Cash Receipts and Disbursements

(Dollar Amounts in Thousands)

	2018-19 Actual	2019-20 Available	2020-21 Estimated
Cash Balance, Beginning	\$ 46,872	\$ 69,001	\$ 0
Receipts:			
Contributions from Employers and Employees.....	\$ 2,367,520	\$ 2,220,001	\$ 2,263,000
Other.....	40,381	40,000	40,000
Total Receipts	2,407,901	2,260,001	2,303,000
Total Funds Available	\$ 2,454,773	\$ 2,329,002	\$ 2,303,000
Disbursements:			
Labor and Industry:			
UC Contributions.....	\$ 2,352,155	\$ 2,288,397	\$ 2,260,209
Reemployment Services.....	9,070	10,000	10,000
Service and Infrastructure Improvement.....	24,547	30,605	32,791
Total Disbursements	-2,385,772	-2,329,002	-2,303,000
Cash Balance, Ending	\$ 69,001	\$ 0	\$ 0

Unemployment Compensation Debt Service Fund

This fund was created in accordance with the Unemployment Compensation Law. The fund is administered by the Department of Labor and Industry and was originally used for the collection and repayment of interest on loans from the federal government to the commonwealth's account in the Unemployment Compensation Trust Fund.

Act 60 of 2012, the commonwealth's UC Reform Legislation, allowed for the issuance of bonds to repay the state's Unemployment Compensation debt to the federal government. The name of the fund was changed to the Debt Service Fund and its purpose was expanded to process payments for bond obligations and administrative expenses, payment of annual interest on federal loans, workforce investment and infrastructure improvements, and once debt levels are reduced to established thresholds, payment or transfer to the Unemployment Compensation Trust Fund for payment of unemployment compensation to individuals. The repayment of the bond obligations incurred following Act 60 is expected to be completed during 2019-20.

Statement of Cash Receipts and Disbursements

(Dollar Amounts in Thousands)

	2018-19 Actual	2019-20 Available	2020-21 Estimated
Cash Balance, Beginning	\$ 0	\$ 2,228	\$ 0
Receipts:			
Contributions from Employers.....	\$ 552,081	\$ 153,000	\$ 0
Total Receipts	552,081	153,000	0
Total Funds Available	\$ 552,081	\$ 155,228	\$ 0
Disbursements:			
Labor and Industry.....	\$ 549,853	\$ 155,228	\$ 0
Total Disbursements	-549,853	-155,228	0
Cash Balance, Ending	\$ 2,228	\$ 0	\$ 0

Uninsured Employers Guaranty Fund

This fund was created by Act 147 of 2006, amending the Pennsylvania Workers' Compensation Act. The purpose of this fund is to pay claimants or their dependents benefits when the liable employer failed to insure or self-insure. Funding is from assessments on insurers and self-insured employees. Act 132 of 2018 increased assessment revenues from 0.1% to 0.25% of the total compensation paid by all insurers or self-insured employers during the previous calendar year. Projected expenditures are dependent upon claim volume, the merits of such claims and associated claims costs. During the period 2014-15 to 2017-18, various loans and transfers from the Workmen's Compensation Administration Fund were needed to keep the fund solvent. The passage of Act 132 is expected to allow for long term sustainability, with increased revenues beginning in 2019-20.

Statement of Cash Receipts and Disbursements

(Dollar Amounts in Thousands)

	2018-19 Actual	2019-20 Available	2020-21 Estimated
Cash Balance, Beginning	\$ 7,037	\$ 2,559	\$ 1,695
Receipts:			
Assessments/Self-Insurer's Security.....	\$ 2,776	\$ 7,136	\$ 7,136
Interest.....	129	89	39
Other.....	512	515	515
Total Receipts	<u>3,417</u>	<u>7,740</u>	<u>7,690</u>
Total Funds Available	\$ 10,454	\$ 10,299	\$ 9,385
Disbursements:			
Labor and Industry.....	\$ 7,895	\$ 8,604	\$ 8,605
Total Disbursements	<u>-7,895</u>	<u>-8,604</u>	<u>-8,605</u>
Cash Balance, Ending	\$ 2,559	\$ 1,695	\$ 780

Veterans Trust Fund

The Veterans Trust Fund was established by Act 87 of 2012. The fund is administered by the Department of Military and Veterans Affairs and consists of proceeds paid by the Department of Transportation relating to special plates for veterans and \$3 check-offs on driver's license and motor vehicle registration applications, as well as grants, gifts, donations and other payments from an individual or governmental entity. The purpose of this fund is to provide grants for programs or projects supporting Pennsylvania veterans and their families.

Statement of Cash Receipts and Disbursements

(Dollar Amounts in Thousands)

	2018-19 Actual	2019-20 Available	2020-21 Estimated
Cash Balance, Beginning	\$ 2,258	\$ 2,381	\$ 1,616
Receipts:			
Contributions - Plates, Driver's License and Registration.....	\$ 1,562	\$ 1,650	\$ 1,650
Interest.....	59	59	42
Other.....	7	10	10
Total Receipts	<u>1,628</u>	<u>1,719</u>	<u>1,702</u>
Total Funds Available	\$ 3,886	\$ 4,100	\$ 3,318
Disbursements:			
Military and Veterans Affairs:			
Grants and Assistance.....	\$ 1,505	\$ 2,484	\$ 1,755
Total Disbursements	<u>-1,505</u>	<u>-2,484</u>	<u>-1,755</u>
Cash Balance, Ending	\$ 2,381	\$ 1,616	\$ 1,563

Video Gaming Fund

Act 42 of 2017 established the Video Gaming Fund to receive all license fees provided for in the act and 42 percent of the gross terminal revenue (GTR) generated by licensed gaming facilities. These monies are to be distributed annually to various programs as set forth in the act with the remainder being transferred to the General Fund. Also, all licensed gaming terminal operators deposit an additional 10 percent of GTR into the fund for local share distributions where the gaming terminals are located.

Statement of Cash Receipts and Disbursements

(Dollar Amounts in Thousands)

	2018-19 Actual	2019-20 Available	2020-21 Estimated
Cash Balance, Beginning	\$ 0	\$ 6	\$ 0
Receipts:			
State Tax Revenue.....	\$ 0	\$ 3,782	\$ 12,285
Transfer to Compulsive and Problem Gambling Treatment Fund.....	0	-18	-59
Loan from General Fund.....	0	1,192	0
Licensee Deposit Accounts.....	0	324	1,053
Local Share Assessment.....	0	901	2,925
Testing and Certification Fees.....	6	51	51
Interest.....	0	7	10
Total Receipts	<u>6</u>	<u>6,239</u>	<u>16,265</u>
Total Funds Available	<u>\$ 6</u>	<u>\$ 6,245</u>	<u>\$ 16,265</u>
Disbursements:			
Local Share Assessment Distribution:			
Revenue.....	\$ 0	\$ 901	\$ 2,925
Testing and Certification:			
Gaming Control Board.....	0	57	51
Administrative Appropriations:			
Gaming Control Board.....	0	1,192	475
Revenue	0	324	2,795
Transfer to General Fund.....	0	3,771	10,019
Total Disbursements	<u>0</u>	<u>-6,245</u>	<u>-16,265</u>
Cash Balance, Ending	<u>\$ 6</u>	<u>\$ 0</u>	<u>\$ 0</u>

Vocational Rehabilitation Fund

This fund, administered by the State Board of Vocational Rehabilitation in the Department of Labor and Industry, was created to provide vocational rehabilitation services to any person who has a disability, mental or physical, which constitutes a handicap to employment or to achieve independent living status. Services can be provided directly or through a purchase of service arrangement. Receipts for this fund come from federal vocational rehabilitation funds, transfer of General Fund appropriations for matching the federal funds, interest earned and local match.

Statement of Cash Receipts and Disbursements

(Dollar Amounts in Thousands)

	2018-19 Actual	2019-20 Available	2020-21 Estimated
Cash Balance, Beginning	\$ 4,331	\$ 3,888	\$ 4,847
Receipts:			
Transfer from General Fund.....	\$ 45,626	\$ 47,942	\$ 47,942
Federal Vocational Rehabilitation Funds.....	143,751	176,465	141,888
Interest.....	768	735	735
Other.....	176	0	0
Total Receipts	<u>190,321</u>	<u>225,142</u>	<u>190,565</u>
Total Funds Available	\$ 194,652	\$ 229,030	\$ 195,412
Disbursements:			
Labor and Industry.....	\$ 190,764	\$ 224,183	\$ 189,830
Total Disbursements	<u>-190,764</u>	<u>-224,183</u>	<u>-189,830</u>
Cash Balance, Ending	\$ 3,888	\$ 4,847	\$ 5,582

Volunteer Companies Loan Fund

Bond referenda in 1975, 1981, 1990 and 2002 authorized a total of \$100 million of bonds to be issued for acquisition and replacement of volunteer fire, ambulance and rescue company equipment and facilities. Act 208 of 1976 established a revolving loan fund known as the Volunteer Companies Loan Fund. Loans provided for under these bond issues are administered by the Office of the State Fire Commissioner. In addition to bond proceeds, revenues include loan repayments and penalty charges. To increase program participation and accessibility, Act 129 of 2013 modified loan amounts, loan periods and the number of loans allowed for emergency service providers.

Act 20 of 2019 authorized the Secretary of the Budget to transfer up to \$45 million of special fund balances to the General Fund for environmental programs.

Statement of Cash Receipts and Disbursements

(Dollar Amounts in Thousands)

	2018-19 Actual	2019-20 Available	2020-21 Estimated
Cash Balance, Beginning	\$ 53,095	\$ 51,191	\$ 40,620
Receipts:			
Loan Principal and Interest Repayments.....	\$ 13,033	\$ 13,000	\$ 13,000
Interest.....	1,533	1,429	1,130
Penalty Charges.....	3	0	0
Total Receipts	<u>14,569</u>	<u>14,429</u>	<u>14,130</u>
Total Funds Available	\$ 67,664	\$ 65,620	\$ 54,750
Disbursements:			
Office of the State Fire Commissioner.....	\$ 16,473	\$ 20,000	\$ 20,000
Transfer to Environmental Programs.....	0	5,000	0
Total Disbursements	<u>-16,473</u>	<u>-25,000</u>	<u>-20,000</u>
Cash Balance, Ending	\$ 51,191	\$ 40,620	\$ 34,750

Water and Sewer Systems Assistance Bond Fund

Act 64 of 2008, the Water and Sewer Systems Assistance Act, and Act 50 of 2009 authorized a \$400 million bond issue, which was approved by referendum, to provide grants and loans to municipalities and public utilities for the acquisition, repair, construction, reconstruction, rehabilitation, extension, expansion and improvement of water supply and sewage treatment systems as well as the purchase or trading of nutrient credits.

Statement of Cash Receipts and Disbursements

(Dollar Amounts in Thousands)

	2018-19 Actual	2019-20 Available	2020-21 Estimated
Cash Balance, Beginning	\$ 16,266	\$ 9,678	\$ 0
Receipts:			
Referendum Bonds.....	\$ 0	\$ 0	\$ 19,600
Interest.....	334	0	0
Total Receipts	<u>334</u>	<u>0</u>	<u>19,600</u>
Total Funds Available	<u>\$ 16,600</u>	<u>\$ 9,678</u>	<u>\$ 19,600</u>
Disbursements:			
Infrastructure Investment Authority.....	\$ 6,922	\$ 9,678	\$ 8,000
Total Disbursements	<u>-6,922</u>	<u>-9,678</u>	<u>-8,000</u>
Cash Balance, Ending	<u>\$ 9,678</u>	<u>\$ 0</u>	<u>\$ 11,600</u>

Water and Sewer Systems Assistance Bond Sinking Fund

This fund was established to redeem or pay interest on bonds issued for the Water and Sewer Systems Assistance program. The annual appropriation from the General Fund for general obligation debt service provides revenues to the fund.

Statement of Cash Receipts and Disbursements

(Dollar Amounts in Thousands)

	2018-19 Actual	2019-20 Available	2020-21 Estimated
Cash Balance, Beginning	\$ 542	\$ 2	\$ 0
Receipts:			
Transfer from General Fund.....	\$ 20,906	\$ 13,663	\$ 10,945
Interest.....	6	0	0
Total Receipts	<u>20,912</u>	<u>13,663</u>	<u>10,945</u>
Total Funds Available	<u>\$ 21,454</u>	<u>\$ 13,665</u>	<u>\$ 10,945</u>
Disbursements:			
Treasury.....	\$ 21,452	\$ 13,665	\$ 10,945
Total Disbursements	<u>-21,452</u>	<u>-13,665</u>	<u>-10,945</u>
Cash Balance, Ending	<u>\$ 2</u>	<u>\$ 0</u>	<u>\$ 0</u>

Water Supply and Wastewater Treatment Fund

Act 218 of 2004 established the Water Supply and Wastewater Infrastructure Capitalization Program. Funding for the program is generated from the \$250 million bond issue approved by the electorate in April of 2004. Funds are allocated to the Commonwealth Financing Authority and the Infrastructure Investment Authority (PENNVEST) to be used for grants and loans for new and existing water supply and wastewater system projects in the commonwealth.

Statement of Cash Receipts and Disbursements

(Dollar Amounts in Thousands)

	2018-19 Actual	2019-20 Available	2020-21 Estimated
Cash Balance, Beginning	\$ 27,386	\$ 27,280	\$ 15,911
Receipts:			
Accumulated Interest Transfer for Debt Service.....	\$ 0	\$ 0	\$ -10,214
Interest.....	654	631	100
Total Receipts	<u>654</u>	<u>631</u>	<u>-10,114</u>
Total Funds Available	\$ 28,040	\$ 27,911	\$ 5,797
Disbursements:			
Community and Economic Development.....	\$ 760	\$ 12,000	\$ 5,797
Total Disbursements	<u>-760</u>	<u>-12,000</u>	<u>-5,797</u>
Cash Balance, Ending	\$ 27,280	\$ 15,911	\$ 0

Water Supply and Wastewater Treatment Sinking Fund

Monies in this fund are used to redeem or pay interest on bonds issued for the Water Supply and Wastewater Treatment Program. The annual appropriation from the General Fund for general obligation debt service provides revenues to the fund.

Statement of Cash Receipts and Disbursements

(Dollar Amounts in Thousands)

	2018-19 Actual	2019-20 Available	2020-21 Estimated
Cash Balance, Beginning	\$ 0	\$ 0	\$ 0
Receipts:			
Transfer from General Fund.....	\$ 5,101	\$ 3,404	\$ 3,398
Total Receipts	<u>5,101</u>	<u>3,404</u>	<u>3,398</u>
Total Funds Available	\$ 5,101	\$ 3,404	\$ 3,398
Disbursements:			
Treasury.....	\$ 5,101	\$ 3,404	\$ 3,398
Total Disbursements	<u>-5,101</u>	<u>-3,404</u>	<u>-3,398</u>
Cash Balance, Ending	\$ 0	\$ 0	\$ 0

Wild Resource Conservation Fund

This fund was created by Act 170 of 1982. Revenue is derived primarily from tax refund check-offs and voluntary contributions. The fund collects information relating to population, distribution, habitat needs, limiting factors and other biological and ecological data to classify plants and to determine necessary management measures. These management measures include promotion of a statewide system of private wild plant sanctuaries; permitting of removal, collection or transplanting of endangered or threatened plant species; and regulation of the digging, harvesting, sale and exploitation of designated species.

Statement of Cash Receipts and Disbursements

(Dollar Amounts in Thousands)

	2018-19 Actual	2019-20 Available	2020-21 Estimated
Cash Balance, Beginning	\$ 223	\$ 269	\$ 207
Receipts:			
Tax Check-Offs.....	\$ 49	\$ 50	\$ 50
License Plate Sales.....	13	12	18
Interest.....	5	6	4
Other.....	3	3	1
Total Receipts	<u>70</u>	<u>71</u>	<u>73</u>
Total Funds Available	\$ 293	\$ 340	\$ 280
Disbursements:			
Conservation and Natural Resources.....	\$ 24	\$ 133	\$ 132
Total Disbursements	<u>-24</u>	<u>-133</u>	<u>-132</u>
Cash Balance, Ending	\$ 269	\$ 207	\$ 148

Workers' Compensation Security Fund

The purpose of this fund is payment of valid claims for compensation provided by the Workers' Compensation Act to individuals who are insured by an insolvent stock company. Expenses for administration of the fund are also covered.

Through June 30, 2000, payments equal to one percent of the net written premiums received for workers' compensation insurance policies written in the commonwealth by stock companies, mutual carriers and reciprocal exchanges during the preceding annual reporting period were credited to the fund. Such payments were required only if the balance less known liabilities of the fund was determined to be less than five percent of the loss reserves of all such companies for payments of benefits under the Workers' Compensation Act.

Act 49 of 2000 removed the statutory annual assessment procedures in conjunction with giving prudent person investment authority to the Insurance Commissioner jointly with the State Treasurer for the investment of monies in the fund. This change was expected to generate increased earnings to the fund, thereby reducing the frequency of the assessment. The act requires the Insurance Department to manage the fund to maintain its actuarial soundness and a minimum balance of \$500 million as of December 31 of any given year. If the fund balance falls below \$500 million by calendar year end, the department will assess contributions to restore the balance in the fund in a timely manner.

Act 16A of 2016 authorized a transfer to the General Fund in the amount of \$165 million. Act 44 of 2017 delayed the repayment of this transfer until 2019-20. Act 20 of 2019 further extends this repayment until July 1, 2024.

Statement of Cash Receipts and Disbursements

(Dollar Amounts in Thousands)

	2018-19 Actual	2019-20 Available	2020-21 Estimated
Cash Balance, Beginning	\$ 702,427	\$ 800,732	\$ 775,570
Receipts:			
Assessments and Receipts	\$ 68,664	\$ 5,000	\$ 5,000
Net Investment Adjustment.....	55,618	0	0
Interest	889	265	265
Other.....	946	183	183
Total Receipts	<u>126,117</u>	<u>5,448</u>	<u>5,448</u>
Total Funds Available	\$ 828,544	\$ 806,180	\$ 781,018
Disbursements:			
Insurance	\$ 27,812	\$ 30,610	\$ 31,858
Total Disbursements	<u>-27,812</u>	<u>-30,610</u>	<u>-31,858</u>
Cash Balance, Ending	\$ 800,732	\$ 775,570	\$ 749,160

Workmen's Compensation Administration Fund

This fund was created by Act 2 of 1976 to finance the expenses of the Department of Labor and Industry in administering the Pennsylvania Workers' Compensation Act and the Pennsylvania Occupational Disease Act. Act 44 of 1993 and Act 57 of 1996 amended the Workers' Compensation Act, expanding the administrative responsibilities of the department. The fund is supported by annual assessments on insurers and self-insurers under the act. These administrative funds are approved by the legislature for expenditure through the appropriation process. Administrative funds are also provided to the Office of the Small Business Advocate through the Department of Community and Economic Development to represent the interests of the employers in workers' compensation rate filings before the Insurance Department. During fiscal years 2015-16 through 2017-18, it was necessary to make transfers and/or loans from the Workmen's Compensation Administration Fund to the Uninsured Employers Guarantee Fund to keep the fund solvent.

Statement of Cash Receipts and Disbursements

(Dollar Amounts in Thousands)

	2018-19 Actual	2019-20 Available	2020-21 Estimated
Cash Balance, Beginning	\$ 85,605	\$ 74,649	\$ 66,262
Receipts:			
Assessments.....	\$ 52,509	\$ 65,875	\$ 76,102
Fines and Penalties.....	-30	2	2
Other.....	699	350	350
Total Receipts.....	<u>53,178</u>	<u>66,227</u>	<u>76,454</u>
Total Funds Available	\$ 138,783	\$ 140,876	\$ 142,716
Disbursements:			
Community and Economic Development.....	\$ 242	\$ 537	\$ 280
Labor and Industry.....	63,892	74,077	76,102
Total Disbursements.....	<u>-64,134</u>	<u>-74,614</u>	<u>-76,382</u>
Cash Balance, Ending	\$ 74,649	\$ 66,262	\$ 66,334

Workmen's Compensation Supersedeas Fund

The purpose of this fund is to reimburse insurers for payments made by them to claimants under the Workers' Compensation Act who are later determined to be ineligible. The fund is maintained by annual assessments on insurers and self-insurers and is administered by the Department of Labor and Industry.

Statement of Cash Receipts and Disbursements

(Dollar Amounts in Thousands)

	2018-19 Actual	2019-20 Available	2020-21 Estimated
Cash Balance, Beginning	\$ 2,916	\$ 419	\$ 54
Receipts:			
Assessments.....	\$ 23,578	\$ 20,487	\$ 31,000
Interest.....	222	148	150
Other.....	0	0	0
Total Receipts	<u>23,800</u>	<u>20,635</u>	<u>31,150</u>
Total Funds Available	\$ 26,716	\$ 21,054	\$ 31,204
Disbursements:			
Labor and Industry.....	\$ 26,297	\$ 21,000	\$ 30,000
Total Disbursements	<u>-26,297</u>	<u>-21,000</u>	<u>-30,000</u>
Cash Balance, Ending	\$ 419	\$ 54	\$ 1,204

911 Fund

Title 35 Chapter 53 amended by Act 12 of 2015, the Public Safety Emergency Telephone Act established the 911 Fund to support a statewide integrated 911 plan. The fund is used to collect and deposit a surcharge collected by Wireless, Prepaid Wireless, VoIP and Wireline service providers on a monthly basis, the proceeds of which are remitted to the fund quarterly. Up to two percent of annual surcharge proceeds can be used by the agency for administrative costs with the remaining available balance being used for approved county grants.

Statement of Cash Receipts and Disbursements

(Dollar Amounts in Thousands)

	2018-19 Actual	2019-20 Available	2020-21 Estimated
Cash Balance, Beginning	\$ 75,043	\$ 101,234	\$ 80,371
Receipts:			
Assessments	\$ 314,802	\$ 313,000	\$ 314,000
Interest.....	2,538	2,801	1,825
Total Receipts	<u>317,340</u>	<u>315,801</u>	<u>315,825</u>
Total Funds Available	\$ 392,383	\$ 417,035	\$ 396,196
Disbursements:			
Emergency Management:			
Administration.....	\$ 3,265	\$ 6,864	\$ 6,300
Grants.....	287,884	329,800	335,700
Total Disbursements	<u>-291,149</u>	<u>-336,664</u>	<u>-342,000</u>
Cash Balance, Ending	\$ 101,234	\$ 80,371	\$ 54,196



Commonwealth of Pennsylvania

Governor's Executive Budget

COMPLEMENT

This section provides a summary by department of authorized salaried complement on a full-time equivalent basis for three actual years, the available year and the budget year. Also provides a brief description by agency and appropriation of the changes recommended in the budget.

– THIS PAGE INTENTIONALLY LEFT BLANK –

**AUTHORIZED SALARIED COMPLEMENT BY AGENCY
FULL-TIME EQUIVALENT**

The following is a summary, by department, of the commonwealth's authorized complement levels on a full-time equivalent basis.

<i>Department</i>	<i>2016-17 Actual</i>	<i>2017-18 Actual</i>	<i>2018-19 Actual</i>	<i>2019-20 Available</i>	<i>2020-21 Budget</i>
Governor's Office	68	68	69	72	72
Lieutenant Governor's Office	14	15	15	18	18
Executive Offices *	1,490	3,096	3,313	3,433	3,436
Commission on Crime and Delinquency *	104	109	108	115	119
Aging	100	85	84	85	85
Agriculture	585	559	589	599	600
Banking and Securities	225	215	218	218	218
Civil Service Commission	90	87	19	18	18
Community and Economic Development	308	285	294	305	305
Conservation and Natural Resources	1,360	1,268	1,264	1,297	1,322
Criminal Justice	15,715	15,414	16,606	16,892	16,772
Probation and Parole Board	1,311	1,310			
Drug and Alcohol Programs	79	77	82	90	92
Education	531	500	503	519	519
Emergency Management Agency	196	190	191	198	198
Environmental Hearing Board	12	12	12	12	12
Environmental Protection	2,542	2,449	2,506	2,512	2,537
Fish and Boat Commission	381	381	401	404	404
Game Commission	686	686	686	704	704
General Services	956	886	896	937	937
Health	1,293	1,180	1,208	1,233	1,233
Historical and Museum Commission	196	184	184	209	211
Human Services	16,862	16,376	16,077	16,171	16,249
Infrastructure Investment Authority	28	31	32	33	33
Insurance	244	241	252	282	289
Labor and Industry	4,693	4,231	4,265	4,333	4,333
Liquor Control Board	3,395	3,219	3,219	3,219	3,219
Military and Veterans Affairs	2,543	2,457	2,465	2,513	2,513
Milk Marketing Board	24	22	22	22	22
Municipal Employees' Retirement	32	32	32	32	32
Public Utility Commission	503	516	516	522	526
Revenue	1,952	1,746	1,763	1,816	1,816
School Employees' Retirement System	310	327	347	361	361
State	487	467	495	521	524
State Employees' Retirement System	187	192	202	211	208
State Police	6,584	6,446	6,446	6,448	6,459
Transportation	11,523	11,366	11,522	11,563	11,563
TOTAL ALL DEPARTMENTS	77,609	76,725	76,903	77,917	77,959

* The Executive Offices - Commission on Crime and Delinquency is shown as a separate agency for budget presentation purposes only (2020-21).

Summary of 2020-21 Complement Changes

The following is a detailed listing, by department, of the recommended authorized salaried complement changes (on a full-time equivalent basis) for 2020-21. It reflects proposed eliminations, new positions and transfers between appropriations and agencies.

Department / Fund / Appropriation	Increase/ Decrease	Comment on Complement Change
EXECUTIVE OFFICES		
General Fund:		
Office of Administration.....	3	NEW: For employee relations and workforce support (1) and For IT risk management (1). TRANSFERRED: From Office of the Budget (1).
Office of the Budget.....	-1	TRANSFERRED: To Office of Administration.
Office of General Counsel.....	1	NEW: For Chief Counsel.
Commission on Crime and Delinquency.....	-73	TRANSFERRED: To Commission on Crime and Delinquency.
Violence and Delinquency Prevention Programs....	-2	TRANSFERRED: To Commission on Crime and Delinquency.
Victim and Witness Services (R).....	-2	TRANSFERRED: To Commission on Crime and Delinquency.
Crime Victims Reimbursements (R).....	-8	TRANSFERRED: To Commission on Crime and Delinquency.
Constables Education and Training (R).....	-3	TRANSFERRED: To Commission on Crime and Delinquency.
Sheriff and Deputy Education and Training (R).....	-2	TRANSFERRED: To Commission on Crime and Delinquency.
General Fund Total	<u>-87</u>	
Federal Funds:		
Crime Victims Compensation Services (F).....	-2	TRANSFERRED: To Commission on Crime and Delinquency.
Crime Victims Assistance (VOCA) Administration Operation (F).....	-21	TRANSFERRED: To Commission on Crime and Delinquency.
Violence Against Women - Administration (F).....	-2	TRANSFERRED: To Commission on Crime and Delinquency.
Federal Funds Total	<u>-25</u>	
DEPARTMENT TOTAL	<u><u>-112</u></u>	
COMMISSION ON CRIME AND DELINQUENCY		
General Fund:		
Commission on Crime and Delinquency.....	74	NEW: For Grant-in-Aid program (2). TRANSFERRED: From Executive Offices (73); To Safe School Advocate (-3) and From Criminal Justice (2).
Violence Prevention Programs.....	2	TRANSFERRED: From Executive Offices.
Safe School Advocate.....	3	TRANSFERRED: From Commission on Crime and Delinquency.
Victim and Witness Services (R).....	2	TRANSFERRED: From Executive Offices.
Crime Victims Reimbursements (R).....	8	TRANSFERRED: From Executive Offices.
Constables Education and Training (R).....	3	TRANSFERRED: From Executive Offices.
Sheriff and Deputy Education and Training (R).....	2	TRANSFERRED: From Executive Offices.
General Fund Total	<u>94</u>	
Federal Funds:		
Crime Victims Compensation Services (F).....	2	TRANSFERRED: From Executive Offices.
Crime Victims Assistance (VOCA) Administration Operation (F).....	21	TRANSFERRED: From Executive Offices.
Violence Against Women - Administration (F).....	2	TRANSFERRED: From Executive Offices.
Federal Funds Total	<u>25</u>	
DEPARTMENT TOTAL	<u><u>119</u></u>	
AGRICULTURE		
Motor License Fund:		
Dirt, Gravel and Low Volume Roads.....	<u>1</u>	NEW: For conservation program.
CONSERVATION AND NATURAL RESOURCES		
General Fund:		
State Parks Operations.....	17	NEW: For park operations.
State Forests Operations.....	8	NEW: For forest operations.
DEPARTMENT TOTAL	<u><u>25</u></u>	

Summary of 2020-21 Complement Changes

Department / Fund / Appropriation	Increase/ Decrease	Comment on Complement Change
CRIMINAL JUSTICE		
General Fund:		
General Government Operations.....	-35	TRANSFERRED: To Office of Victim Advocate (-28); To State Field Supervision (-6) and To Sexual Offenders Assessment Board (-1).
State Correctional Institutions.....	-118	TRANSFERRED: From SCI Retreat due to closure (-353); To SCI Waymart for Mental Health Unit (16); To SCI Camp Hill for Behavioral Mental Health Unit (15); To SCI Frackville for Power Plant (8); To redistribute across SCIs to reduce overtime (196).
State Field Supervision.....	4	TRANSFERRED: To Commission on Crime and Delinquency (-2) and From General Government Operations (6).
Office of Victim Advocate.....	28	TRANSFERRED: From General Government Operations.
Sexual Offenders Assessment Board.....	1	TRANSFERRED: From General Government Operations.
DEPARTMENT TOTAL	<u><u>-120</u></u>	
DRUG AND ALCOHOL PROGRAMS		
Federal Funds:		
SABG - Administration and Operation (F).....	<u><u>2</u></u>	NEW: For quality improvement.
ENVIRONMENTAL PROTECTION		
General Fund:		
Environmental Protection Operations.....	15	NEW: For air quality operations.
Chesapeake Bay Agricultural Source Abatement.....	<u><u>10</u></u>	NEW: For Chesapeake Bay operations.
DEPARTMENT TOTAL	<u><u>25</u></u>	
HEALTH		
Federal Funds:		
HIV Care - Administration and Operation (F).....	2	NEW: For disease intervention.
Preventive Health Special Projects (F).....	<u><u>-2</u></u>	Eliminated positions.
DEPARTMENT TOTAL	<u><u>0</u></u>	
HISTORICAL AND MUSEUM COMMISSION		
General Fund:		
General Government Operations.....	<u><u>2</u></u>	NEW: For digital archives.
HUMAN SERVICES		
General Fund:		
General Government Operations.....	78	NEW: For vulnerable population initiative.
County Administration - Statewide.....	30	TRANSFERRED: From Children's Health Insurance Administration.
Children's Health Insurance Administration.....	<u><u>-30</u></u>	TRANSFERRED: To County Administration - Statewide.
DEPARTMENT TOTAL	<u><u>78</u></u>	
INSURANCE		
Insurance Regulation and Oversight Fund:		
General Government Operations.....	<u><u>7</u></u>	NEW: For internal financial analysis.
PUBLIC UTILITY COMMISSION		
General Fund:		
General Government Operations (R).....	<u><u>4</u></u>	NEW: For gas safety inspections.

Summary of 2020-21 Complement Changes

Department / Fund / Appropriation	Increase/ Decrease	Comment on Complement Change
STATE		
General Fund:		
General Government Operations.....	1	NEW: For election modernization.
Professional and Occupational Affairs (R).....	2	NEW: For continued Act 6 implementation.
DEPARTMENT TOTAL	<u>3</u>	
STATE EMPLOYEES' RETIREMENT SYSTEM		
SERS - Defined Contribution Fund:		
Administration - SERS Defined Contribution Plan..	<u>-3</u>	Eliminated positions.
STATE POLICE		
General Fund:		
General Government Operations.....	<u>11</u>	NEW: For gaming enforcement.
GRAND TOTAL	<u><u>42</u></u>	

FILLED SALARIED COMPLEMENT BY AGENCY

The following is a summary, by department, of the commonwealth's filled salaried complement levels for departments under the Governor's jurisdiction.

<i>Department</i>	<i>January 2017</i>	<i>January 2018</i>	<i>January 2019</i>	<i>January 2020</i>	<i>Difference Current - Jan. 2017</i>
Governor's Office	54	61	66	64	10
Lieutenant Governor's Office	13	13	12	14	1
Executive Offices *	2,888	2,863	2,877	3,061	173
Commission on Crime and Delinquency *	84	90	87	97	13
Aging	84	81	76	79	-5
Agriculture	541	539	536	551	10
Banking and Securities	194	193	182	189	-5
Civil Service Commission	83	85	17	17	-66
Community and Economic Development	268	266	278	286	18
Conservation and Natural Resources	1,228	1,226	1,199	1,254	26
Criminal Justice	15,334	15,235	16,611	16,371	1,037
Probation and Parole Board	1,291	1,288			-1,291
Drug and Alcohol Programs	59	59	66	75	16
Education	415	420	413	445	30
Emergency Management Agency	171	169	159	162	-9
Environmental Hearing Board	11	11	10	10	-1
Environmental Protection	2,294	2,290	2,310	2,343	49
Fish and Boat Commission	366	365	356	364	-2
Game Commission	628	630	618	647	19
General Services	844	835	827	837	-7
Health	1,028	1,003	1,019	1,042	14
Historical and Museum Commission	178	177	178	198	20
Human Services	15,342	15,306	15,178	15,301	-41
Infrastructure Investment Authority	27	30	28	30	3
Insurance	229	229	223	242	13
Labor and Industry	3,825	3,807	3,761	3,843	18
Liquor Control Board	3,155	3,163	3,164	3,199	44
Military and Veterans Affairs	2,357	2,351	2,354	2,317	-40
Milk Marketing Board	22	20	20	15	-7
Municipal Employees' Retirement	27	25	24	26	-1
Public Utility Commission	451	460	473	472	21
Revenue	1,634	1,628	1,598	1,630	-4
School Employees' Retirement System	296	299	310	317	21
State	438	429	458	469	31
State Employees' Retirement System	164	163	178	177	13
State Police	6,024	5,921	5,959	6,159	135
Transportation	11,164	11,148	11,112	11,158	-6
TOTAL ALL DEPARTMENTS	73,211	72,878	72,737	73,461	250

* The Executive Offices - Commission on Crime and Delinquency is shown as a separate agency for budget presentation purposes only (2020-21).

– THIS PAGE INTENTIONALLY LEFT BLANK –



Commonwealth of Pennsylvania

Governor's Executive Budget

STATISTICAL DATA

This section contains historical data for various Pennsylvania economic indicators. Data is obtained from published sources noted on each page. Additional data is available from the Penn State Data Center through their homepage at (www.pasdc.hbg.psu.edu/).

– THIS PAGE INTENTIONALLY LEFT BLANK –

SELECTED DATA ON THE COMMONWEALTH OF PENNSYLVANIA

General

The commonwealth is one of the nation's most populous states, ranking fifth behind California, Texas, Florida and New York. Pennsylvania stakes claim to a diverse economy and many thriving industries. At different times throughout its history, the commonwealth has been the nation's principal producer of ships, iron, chemicals, lumber, oil, textiles, glass, coal and steel. This led Pennsylvania to be identified, historically, as a heavy industrial state. That reputation has changed over the last several decades as the coal, steel and railroad industries have declined. The commonwealth's business environment readjusted with a more diversified economic base. Currently, the major sources of growth in Pennsylvania are in the service sector, including healthcare, leisure-hospitality, transport and storage.

Pennsylvania's agriculture industry has a long rich history and has been a driving force of the state's economy for centuries. The agriculture industry directly accounts for approximately \$83.8 billion in economic output and it supports over 280,500 jobs with \$10.9 billion in direct earnings. Over 59,309 farms form the backbone of the state's agricultural economy covering an area of 7.7 million acres. Agricultural diversity in the commonwealth is demonstrated by the fact that Pennsylvania ranks among the top ten states in the production of a variety of agricultural products such as mushrooms, apples, dairy, grapes, winemaking and Christmas tree production.

Pennsylvania's extensive forests provide a vast source of material for the lumber, furniture and paper-products industries. The state has 17 million acres of forestland; which covers 59 percent of its land. The forest products industry accounts for over 10 percent of the state's manufacturing workforce with economic activity of nearly \$5.5 billion annually. Other natural resources include major deposits of coal, petroleum and natural gas. Pennsylvania's gross natural gas production, primarily from the Marcellus Shale, reached nearly 6.2 trillion cubic feet in 2018, and the state was the nation's second-largest natural gas producer in the country. Pennsylvania ranked second in the nation in electricity generation from nuclear power, which supplied 39 percent of the state's net electricity generation. The commonwealth was also the third-largest coal-producing state in the nation in 2017 and the second largest coal exporter to foreign markets. Pennsylvania is also one of the top 10 producing states in the country for aggregate/crushed stone. The value of non-coal mineral production in Pennsylvania is around \$1.25 billion annually.

In addition to its natural resources, Pennsylvania's tourism industry ranks among the state's leading economic drivers. Thanks to its historical significance in cities like Philadelphia and Gettysburg and its many outdoor and recreational attractions, tourism accounts for more than 490,000 jobs in Pennsylvania. The industry helps contribute approximately \$4.3 billion in tax revenue to the commonwealth and a total economic impact of about \$41 billion, annually.

Finally, the state's geographic location makes it a prime corridor for the transportation of goods. From its extensive rail service and ports to its grid of interstate highways, Pennsylvania remains an integral part of the northeast region's economic activity.

Population

The commonwealth is highly urbanized. The largest Metropolitan Statistical Areas ("MSAs") in the commonwealth are those that include the cities of Philadelphia and Pittsburgh, which together contain most of the state's total population. The population of Pennsylvania, 12.8 million people in 2018, according to the U.S. Bureau of the Census, represents a population growing slower than the nation with a higher portion than the nation or the Middle Atlantic region comprised of persons 45 or over. The following tables present the population trend from 2014 to 2018 and the age distribution of the population for 2018.

**Population Trends
Pennsylvania, Middle Atlantic Region and the United States
2014-2018**

<u>As of July 1</u>	<u>Total Population (In Thousands)</u>			<u>Total Population as a % of 2014 base</u>		
	<u>PA</u>	<u>Middle Atlantic Region^(a)</u>	<u>United States</u>	<u>PA</u>	<u>Middle Atlantic Region^(a)</u>	<u>United States</u>
2014.....	12,789	41,263	318,386	100%	100%	100%
2015.....	12,786	41,312	320,743	100%	101%	101%
2016.....	12,784	41,318	323,071	100%	101%	101%
2017.....	12,790	41,300	325,147	100%	102%	102%
2018.....	12,807	41,270	327,167	100%	103%	103%

(a) Middle Atlantic Region: Pennsylvania, New York and New Jersey.

Source: U.S. Department of Commerce, Bureau of the Census

**Population by Age Group - 2018
Pennsylvania, Middle Atlantic Region and the United States**

<u>Age</u>	<u>PA</u>	<u>Middle Atlantic Region^(a)</u>	<u>United States</u>
Under 5 Years.....	5.5%	5.7%	6.1%
5 -24 Years.....	24.3%	24.3%	25.7%
25-44 Years.....	25.0%	26.2%	26.6%
45-64 years.....	27.0%	26.8%	25.6%
65 years and over.....	18.2%	16.9%	16.0%

(a) Middle Atlantic Region: Pennsylvania, New York and New Jersey.

Source: U.S. Department of Commerce, Bureau of the Census

Employment

Non-agricultural employment in Pennsylvania over the five years ending in 2018 increased at an average annual rate of 0.94 percent compared with a 1.29 percent rate for the Middle Atlantic Region and 1.77 percent rate for the U.S. The following table shows employment trends from 2014 through 2018.

**Non-Agricultural Establishment Employment Trends
Pennsylvania, Middle Atlantic Region and the United States
2014-2018**

<u>Calendar Year</u>	<u>Total Establishment Employment (thousands)</u>			<u>Total Establishment Employment as a % of 2014 base</u>		
	<u>PA</u>	<u>Middle Atlantic Region^(a)</u>	<u>U.S.</u>	<u>PA</u>	<u>Middle Atlantic Region^(a)</u>	<u>U.S.</u>
2014.....	5,788	18,849	138,937	100%	100%	100%
2015.....	5,835	19,107	141,819	101%	101%	102%
2016.....	5,885	19,360	144,349	102%	103%	104%
2017.....	5,942	19,619	146,611	103%	104%	106%
2018.....	6,008	19,841	149,064	104%	105%	107%

(a) Middle Atlantic Region: Pennsylvania, New York and New Jersey

Non-manufacturing employment in Pennsylvania has increased in recent years and reached 90 percent of total non-agricultural employment by 2018. Consequently, manufacturing employment constitutes a diminished share of total employment within the commonwealth. Manufacturing, contributing 10 percent of 2018 non-agricultural employment, has fallen behind the services sector, the trade sector and the government sector as the 4th largest single source of employment within the commonwealth. In 2018, the services sector accounted for 50 percent of all non-agricultural employment while the trade sector accounted for 14 percent. The following table shows trends in employment by sector for Pennsylvania from 2014 through 2018.

**Non-Agricultural Establishment Employment by Sector
Pennsylvania
2014-2018
(In Thousands)**

	Calendar Year									
	2014		2015		2016		2017		2018	
	Employees	%	Employees	%	Employees	%	Employees	%	Employees	%
Manufacturing:										
Durable.....	346.6	6%	346.0	6%	336.1	6%	335.9	6%	341.3	6%
Non-Durable.....	220.9	4%	221.6	4%	223.5	4%	227.1	4%	227.9	4%
Total Manufacturing	567.5	10%	567.6	10%	559.5	10%	562.9	9%	569.2	10%
Non-Manufacturing:										
Trade (a).....	855.3	15%	856.5	15%	852.8	14%	838.8	14%	835.9	14%
Finance (b).....	315.4	5%	316.2	5%	317.2	5%	321.1	5%	325.3	5%
Services (c).....	2,817.9	49%	2,855.5	49%	2,913.2	50%	2,958.0	50%	2,998.3	50%
Government.....	711.1	12%	704.6	12%	703.4	12%	703.5	12%	703.2	12%
Utilities.....	254.2	4%	265.4	5%	274.9	5%	281.9	5%	291.1	5%
Construction.....	228.7	4%	235.3	4%	239.1	4%	249.0	4%	256.0	4%
Mining.....	37.7	1%	33.9	1%	25.0	0%	26.7	0%	28.6	0%
Total Non-Manufacturing	5,220.2	90%	5,267.4	90%	5,325.5	90%	5,379.0	91%	5,438.4	91%
Total Employees (d) (e)	5,787.7	100%	5,835.1	100%	5,885.0	100%	5,941.9	100%	6,007.5	100%

- (a) Wholesale Trade
 - (b) Finance, insurance and real estate
 - (c) Includes transportation, communications, electric, gas and sanitary services
 - (d) Discrepancies due to rounding
 - (e) Does not include workers involved in labor-management disputes
- Source: US Bureau of Labor and Statistics

The following table presents the percentages of non-agricultural employment in various sectors in Pennsylvania and the United States in 2018.

**Non-Agricultural Establishment Employment by Sector
Pennsylvania and the United States**

	2018 Calendar Year	
	Pennsylvania	United States
Manufacturing.....	9.5%	8.5%
Trade (a).....	14.1	14.8
Finance (b).....	5.4	5.8
Services.....	49.8	46.6
Government.....	11.8	15.2
Utilities (c).....	4.7	3.5
Construction.....	4.2	4.7
Mining.....	0.4	0.5
Total.....	100.0%	100.0%

- (a) Wholesale and retail trade.
 - (b) Finance, insurance and real estate.
 - (c) Includes transportation, communications, electric, gas and sanitary services.
- Source: U.S. Department of Labor, Bureau of Labor Statistics.

Within the manufacturing sector of Pennsylvania's economy, which now accounts for about one-tenth of total non-agricultural employment in Pennsylvania, the fabricated metals industries employed the largest number of workers. Employment in the fabricated metals industries is 14 percent of Pennsylvania manufacturing employment but only 1.4 percent of total Pennsylvania non-agricultural employment in 2018. The following table shows trends in manufacturing employment by industry for Pennsylvania from 2014 through 2018.

Manufacturing Establishment Employment by Industry
Pennsylvania
2014-2018
(In Thousands)

	Calendar Year											
	2014		2015		2016		2017		2018			
	2014	%	2015	%	2016	%	2017	%	2018	%		
Durable Goods:												
Primary Metals.....	38.9	6.8	37.7	6.6	35.3	6.3	35.0	6.2	35.7	6.3		
Fabricated Metals.....	81.1	14.3	81.6	14.4	79.5	14.2	80.2	14.2	82.0	14.6		
Machinery (excluding electrical).....	48.1	8.5	47.2	8.3	47.0	8.4	43.7	7.8	45.6	8.1		
Electrical Equipment.....	26.0	4.6	26.0	4.6	26.1	4.7	26.3	4.7	26.9	4.8		
Transportation Equipment.....	39.0	6.9	39.4	6.9	36.8	6.6	36.6	6.5	37.2	6.6		
Furniture Related Products.....	15.1	2.7	15.1	2.7	15.1	2.7	15.1	2.7	15.1	2.7		
Other Durable Goods.....	98.6	17.4	99.1	17.4	96.3	17.2	99.1	17.6	98.8	17.6		
Total Durable Goods.....	346.6	61.1	346.0	61.0	336.1	60.1	335.9	59.7	341.3	60.6		
Non-Durable Goods:												
Pharmaceutical/Medicine.....	17.5	3.1	17.7	3.1	17.9	3.2	18.6	3.3	18.0	3.2		
Food Products.....	69.6	12.3	69.6	12.3	70.2	12.5	71.7	12.7	73.3	13.0		
Chemical Products.....	39.9	7.0	40.1	7.1	40.1	7.2	41.3	7.3	40.7	7.2		
Printing and Publishing.....	24.7	4.3	24.3	4.3	23.9	4.3	23.9	4.2	23.7	4.2		
Plastics/Rubber Products.....	36.1	6.4	37.1	6.5	38.8	6.9	40.0	7.1	40.1	7.1		
Other Non-Durable Goods.....	33.1	5.8	32.9	5.8	32.7	5.8	31.6	5.6	32.2	5.7		
Total Non-Durable Goods.....	220.9	38.9	221.6	39.0	223.5	39.9	227.1	40.3	227.9	40.5		
Total Manufacturing Employees (a).....	567.5	100.0	567.6	100.0	559.5	100.0	562.9	100.0	569.2	101.1		

(a) Discrepancies due to rounding

Source: U.S. Department of Labor, Bureau of Labor Statistics

Unemployment

During 2018, Pennsylvania had an annual unemployment rate of 4.3 percent. This represents a significant drop since 2014 when the unemployment rate was 5.9 percent. The following table represents the annual unemployment rate in Pennsylvania, the Middle Atlantic Region, and the United States from 2014 through 2018.

Annual Average Unemployment Rate
Pennsylvania, Middle Atlantic Region and the United States
2014-2018

Calendar Year	PA	Middle Atlantic	United States
		Region ^(a)	
2014.....	5.9%	6.2%	6.2%
2015.....	5.3	5.3	5.3
2016.....	5.4	5.0	4.9
2017.....	4.9	4.7	4.4
2018.....	4.3	4.2	3.9

(a) Middle Atlantic Region: Pennsylvania, New York, New Jersey.

Source: U.S. Department of Labor, Bureau of Labor Statistics (BLS).

The following table presents the thirty largest non-governmental employers in Pennsylvania:

**Commonwealth of Pennsylvania
Thirty Largest Non-Governmental Employers
1st Quarter, 2019**

<u>Company</u>	<u>Rank</u>	<u>Company</u>	<u>Rank</u>
Wal-Mart Associates Inc.....	1	Target Corporation.....	16
Trustees of the University of PA.....	2	Amazon.com DEDC LLC.....	17
Giant Food Stores LLC.....	3	Merck Sharp & Dohme Corporation.....	18
Pennsylvania State University.....	4	Wawa Inc.....	19
UPMC Presbyterian Shadyside.....	5	Western Penn Allegheny Health.....	20
United Parcel Service Inc.....	6	Saint Luke's Hospital.....	21
PNC Bank NA.....	7	Milton S Hershey Medical Center.....	22
University of Pittsburgh.....	8	Temple University.....	23
Lowe's Home Centers LLC.....	9	Lehigh Valley Hospital.....	24
The Children's Hospital of Pennsylvania.....	10	Sheetz Inc.....	25
Comcast Cablevision Corp (PA).....	11	Wegmans Food Markets.....	26
Weis Markets Inc.....	12	Univeral Protection Service LLC.....	27
Giant Eagle Inc.....	13	Bayada Home Health Care Inc.....	28
Home Depot USA Inc.....	14	East Penn Manufacturing Company.....	29
Vanguard Group Inc.....	15	GMRI Inc.....	30

Source: Pennsylvania Department of Labor & Industry

Personal Income

Personal income in the commonwealth for 2018 was \$708 billion, an increase of 3.8 percent over the previous year. During the same period, national personal income increased by 4.7 percent. Based on the 2018 personal income estimates, per capita income was at \$55,349 in the commonwealth compared to per capita income in the United States of \$53,712. The following tables represent annual personal income data and per capita income from 2014 through 2018.

**Personal Income
Pennsylvania, Mideast Region and the United States
2014-2018***

<u>Year</u>	<u>Total Personal Income Dollars in Millions</u>			<u>Total Personal Income As a % of 2014 Base</u>		
	<u>Mideast</u>			<u>Mideast</u>		
	<u>PA</u>	<u>Region (a)</u>	<u>U.S. (b)</u>	<u>PA</u>	<u>Region (a)</u>	<u>U.S. (b)</u>
2014.....	614,000	2,649,000	14,811,388,000	0%	0%	0%
2015.....	637,000	2,763,000	15,547,661,000	4%	4%	5%
2016.....	649,000	2,821,000	15,912,777,000	6%	6%	7%
2017.....	682,534	3,016,365	16,820,250,000	11%	14%	14%
2018.....	708,862	3,140,523	17,572,929,000	15%	19%	19%

(*) 2018 Data preliminary

(a) Mideast Region: Pennsylvania, New York, New Jersey, Maryland, District of Columbia, and Delaware

(b) Sum of States

Source: U.S. Department of Commerce, Bureau of Economic Analysis.

**Per Capita Income
Pennsylvania, Mideast Region and the United States
2014-2018**

<u>Calendar Year</u>	<u>Per Capita Income</u>			<u>As a % of U.S.</u>	
	<u>PA</u>	<u>Mideast Region^(a)</u>	<u>U.S.</u>	<u>PA</u>	<u>Mideast Region^(a)</u>
2014.....	47,978	53,971	46,486	103%	116%
2015.....	49,815	56,166	48,429	103%	116%
2016.....	50,730	57,269	49,204	103%	116%
2017.....	52,096	58,783	50,392	103%	117%
2018.....	55,349	64,131	53,712	103%	119%

(a) Mideast Region: Pennsylvania, New York, New Jersey, Maryland, District of Columbia, and Delaware.

Source: U.S. Department of Commerce, Bureau of Economic Analysis.

The following table presents growth rates in personal income and selected components of personal income for Pennsylvania, the Mideast Region and the United States from 2013 through 2017.

[INTENTIONALLY LEFT BLANK]

**Annual Growth Rates
Personal Income and Selected Components of Personal Income
Pennsylvania, Mideast Region and the United States**

<u>Calendar Year</u>	<u>Pennsylvania</u>	<u>Mideast Region ^(a)</u>	<u>United States</u>
Total Personal Income			
2013.....	0.6%	0.9%	1.1%
2014.....	4.0	4.2	5.2
2015.....	3.8	3.9	4.4
2016.....	2.9	3.6	4.6
2017.....	3.0	2.9	3.3
Manufacturing			
2013.....	1.4%	0.3%	1.1%
2014.....	2.9	2.6	4.5
2015.....	2.4	2.4	3.5
2016.....	1.4	1.2	2.8
2017.....	1.5	0.9	2.1
Trade ^(b)			
2013.....	1.3%	1.3%	2.6%
2014.....	2.9	4.1	4.6
2015.....	1.9	3.6	4.2
2016.....	1.3	2.6	2.8
2017.....	1.08	1.8	2.9
Finance ^(c)			
2013.....	2.8%	-1.0%	-1.2%
2014.....	2.9	3.7	2.8
2015.....	2.8	2.0	5.1
2016.....	3.5	4.1	4.6
2017.....	5.9	4.0	4.0
Services ^(d)			
2013.....	0.8%	1.3%	1.8%
2014.....	4.3	6.0	6.5
2015.....	6.0	6.0	6.9
2016.....	6.4	7.0	6.7
2017.....	2.5	1.6	3.5
Utilities			
2013.....	3.1%	3.5%	3.7%
2014.....	2.2	8.0	5.3
2015.....	13.8	11.8	5.1
2016.....	2.9	3.7	4.4
2017.....	0.7	1.6	2.2
Construction			
2013.....	3.4%	4.2%	4.5%
2014.....	8.1	7.1	8.2
2015.....	6.9	7.3	8.5
2016.....	4.8	6.3	7.3
2017.....	7.8	3.9	5.2
Mining			
2013.....	10.7%	-14.1%	6.7%
2014.....	14.3	5.3	10.1
2015.....	-9.5	0.6	-13.3
2016.....	-20.5	-7.4	-13.6
2017.....	7.47	(D)	-2.71

(a) Mideast Region: Delaware, District of Columbia, Maryland, Pennsylvania, New York, and New Jersey.

(b) Wholesale and retail trade.

(c) Finance and insurance.

(d) Includes Forestry, Fishing, and related activities, Transportation and warehousing, and Information

(D) Data are suppressed to avoid disclosure of confidential information

Source: U.S. Department of Commerce, Bureau of Economic Analysis.

The commonwealth's average hourly wage rate of \$20.78 for manufacturing and production workers is below the national average of \$21.53 for 2018. The following table presents the average hourly wage rates for 2014 through 2018.

**Average Hourly Wages
Production Workers on Manufacturing Payrolls
Pennsylvania and the United States
2014-2018**

<u>Calendar Year</u>		<u>PA</u>	<u>U.S.</u>
2014.....	\$	19.03	\$ 19.56
2015.....		18.96	19.91
2016.....		19.28	20.44
2017.....		20.34	20.89
2018.....		20.78	21.53

Source: U.S. Department of Labor, Bureau of Labor and Statistics

Market and Assessed Valuation of Real Property

Annually, the State Tax Equalization Board, Tax Equalization Division (the "STEB") determines an aggregate market value of all taxable real property in the commonwealth. The STEB determines the market value by applying assessment to sales ratio studies to assessment valuations supplied by local assessing officials. The market values certified by the STEB do not include property that is tax exempt but do include an adjustment correcting the data for preferential assessments granted to certain farm and forestlands.

The table below shows the assessed valuation as determined and certified by the counties and the market value and the assessed to market value ratio determined by the STEB for real property from 2014-2018. In computing the market values for uneven-numbered years, the STEB is statutorily restricted to certifying only those changes in market value that result from properties added to or removed from the assessment rolls. The STEB is permitted to adjust the market valuation to reflect any change in real estate values or other economic change in value only in even-numbered years.

**Valuations of Taxable Real Property
2014-2018**

<u>Year</u>	<u>Market Value</u> ^(a)	<u>Assessed Valuation</u>	<u>Rate of Assessed Valuation to Market Value</u> ^(a)
2014.....	\$801,633,782,130	\$591,554,200,204	73.8%
2015.....	810,805,701,762	599,081,315,279	73.9
2016.....	839,594,528,100	599,849,032,792	71.4
2017.....	847,630,312,124	628,417,398,959	74.1
2018.....	877,385,372,915	642,305,663,711	73.2

(a) Market Value difference between Regular Assessment and Preferential Assessment under Act 319 of 1974.

Source: Annual Certifications by the State Tax Equalization Board.