




This brief is based on the data for the preceding month's end.

**Table of Contents:**

1.	CHC Statewide Monthly Enrollments by MCO	<a href="#">Page 2</a>
2.	CHC Monthly Enrollment by Zone and MCO	<a href="#">Page 2</a>
3.	CHC Market Share	<a href="#">Page 3</a>
4.	CHC June to July Market Share Changes	<a href="#">Page 3</a>
5.	CHC Market Share by Population Group	<a href="#">Page 3</a>
6.	Medicare Type for All CHC Participants by Zone	<a href="#">Page 4</a>
7.	Medicare Type by CHC Zone and Plan	<a href="#">Page 4</a>
8.	D-SNP Enrollments by Plan	<a href="#">Page 5</a>
9.	Statewide LTSS Population and HCBS Percentage	<a href="#">Page 5</a>
10.	Other OLTL Program Enrollment	<a href="#">Page 6</a>
11.	LIFE Enrollments by County	<a href="#">Page 6</a>
12.	Number of Personal Care Homes and Assisted Living Facilities by County	<a href="#">Page 7</a>
13.	Contact Information	<a href="#">Page 7</a>

**Acronym Guide:**

- |   |  |  |
|---|--|--|
| <ul style="list-style-type: none"> <li>• AHC—Amerihealth Caritas</li> <li>• CHC—Community HealthChoices</li> <li>• D-SNP—Dual Special Needs Plan</li> <li>• HCBS—Home and Community-Based Services</li> <li>• KF—Keystone First</li> <li>• LC—Lehigh/Capital</li> <li>• LTC—Long-Term Care</li> </ul> | <ul style="list-style-type: none"> <li>• LTSS—Long-Term Services and Supports</li> <li>• MCO—Managed Care Organization</li> <li>• NE—Northeast</li> <li>• NFI—Nursing Facility Ineligible</li> <li>• NW—Northwest</li> </ul> | <ul style="list-style-type: none"> <li>• OBRA—Omnibus Budget Reconciliation Act</li> <li>• PHW—PA Health &amp; Wellness</li> <li>• SE—Southeast</li> <li>• SW—Southwest</li> <li>• UPMC—University of Pittsburgh Medical Center</li> </ul> |
|---|--|--|

Total CHC Enrollment 

**374,058**

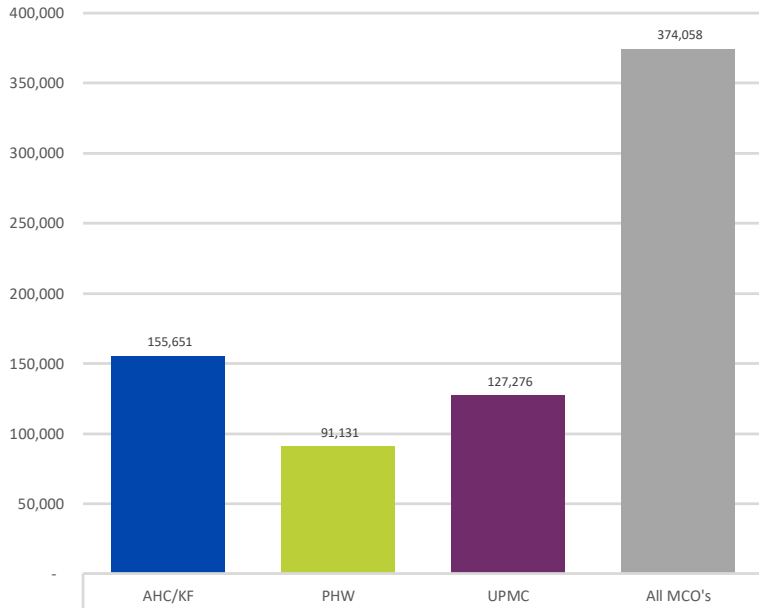
Total CHC HCBS Enrollment 

**96,927**

Total CHC LTC Enrollment 

**44,884**

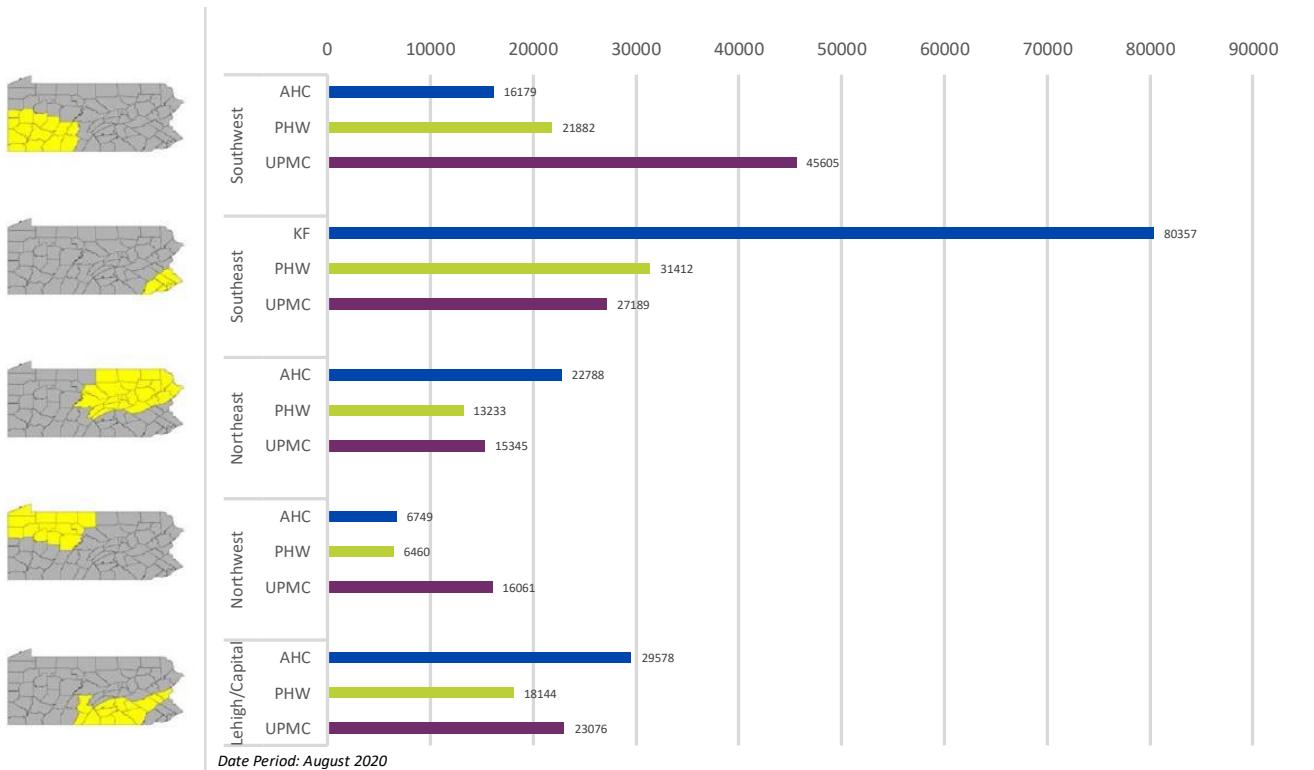
### CHC Statewide Monthly Enrollments by MCO



Total CHC enrollment as of August 2020 is 374,058 up from 371,361 in July. Waiver growth continues on an upward trend, while nursing facility enrollment continues to decrease this month.

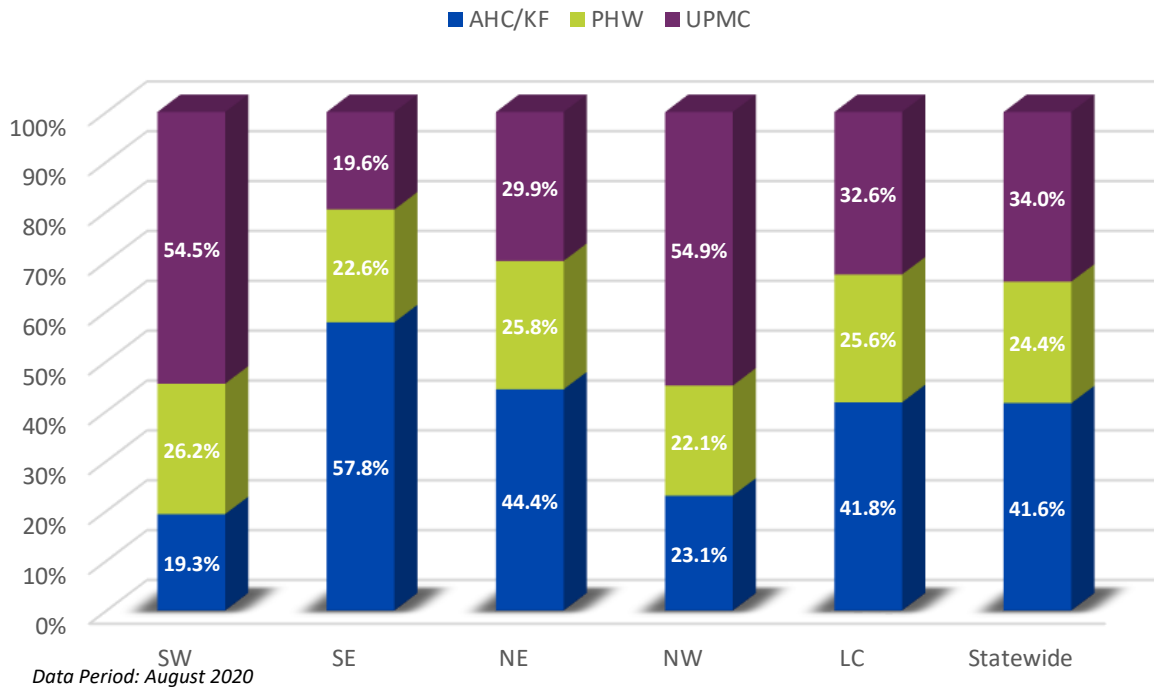
*Data period: August 2020*

### CHC Monthly Enrollment by Zone and MCO



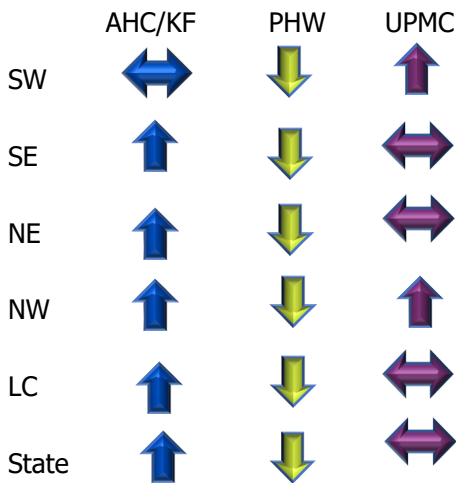
*Date Period: August 2020*

### CHC Market Share Chart

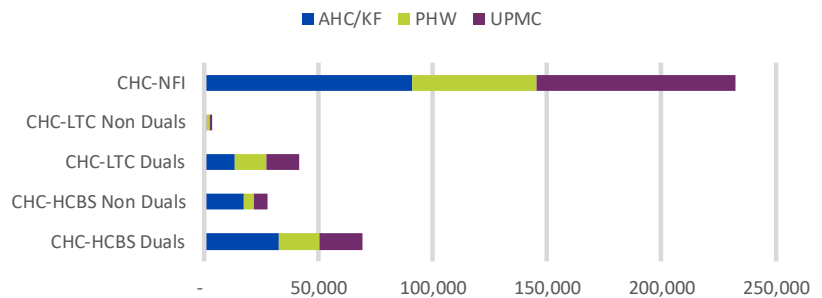


The graphic below reflects the changes from July's market share by MCO to August's market share by MCO. **All fluctuations are 0.5% or less.**

#### CHC July to August Market Share Changes



#### CHC Market Share by Population Group

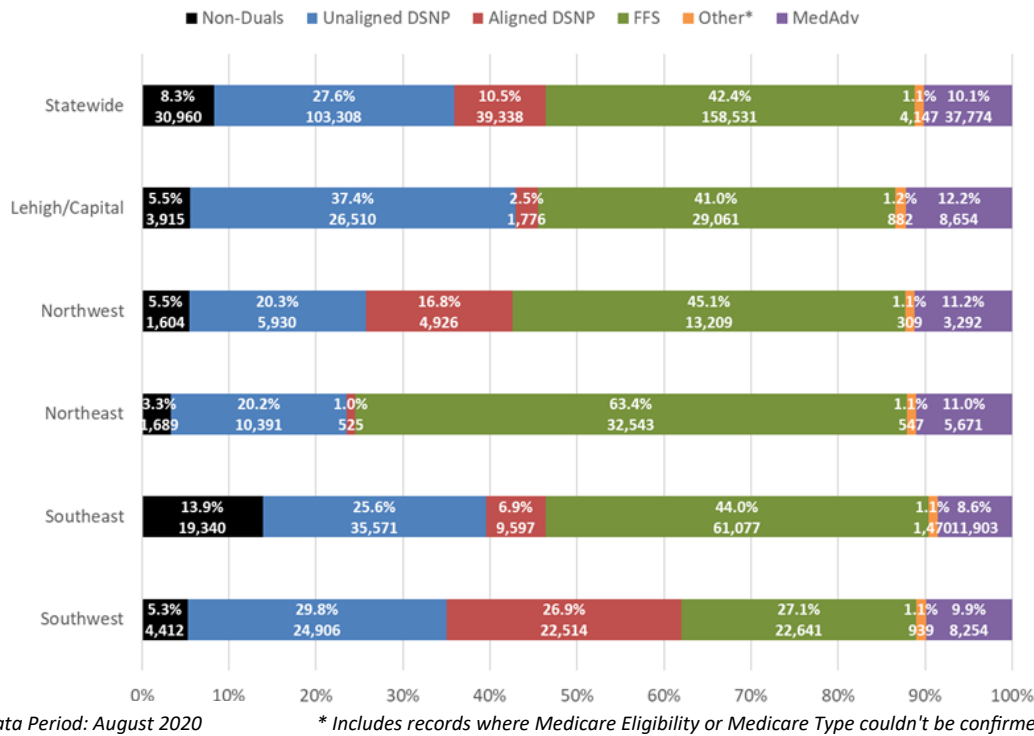


	CHC-HCBS Duals	CHC-HCBS Non Duals	CHC-LTC Duals	CHC-LTC Non Duals	CHC-NFI
AHC/KF	32,617	17,373	13,393	1,213	91,055
PHW	17,737	4,359	13,883	1,043	54,109
UPMC	18,665	6,176	14,244	1,108	87,083

Data Period: August 2020

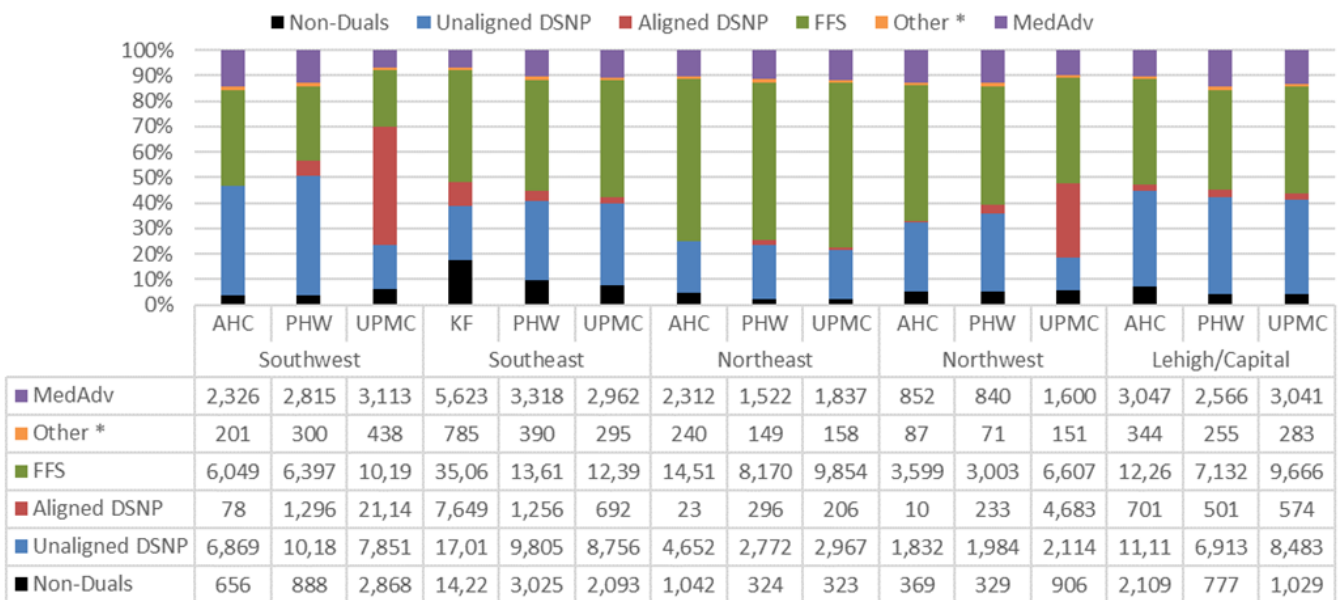
The NFI population continues to account for the majority of the population with 62%. The percentage of HCBS participants remains at 25% and the LTC population remains at 12% of the population from July.

### Medicare Type for All CHC Participants by Region



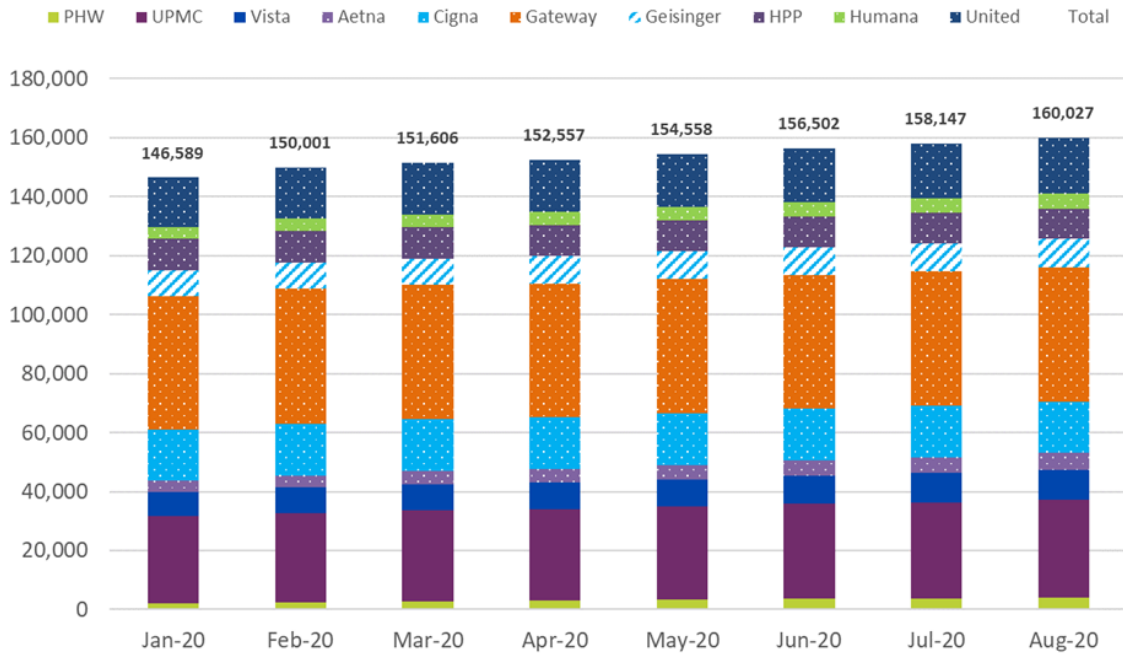
In August, the statewide percentage of non-duals remained at 8.3%. The percentage of participants in aligned D-SNPs increased by 0.2%, while the percentage of participants in FFS Medicare (-0.2%) and other Medicare Advantage (-0.1%) decreased slightly.

### Medicare Type by CHC Zone and Plan



Data Period: August 2020

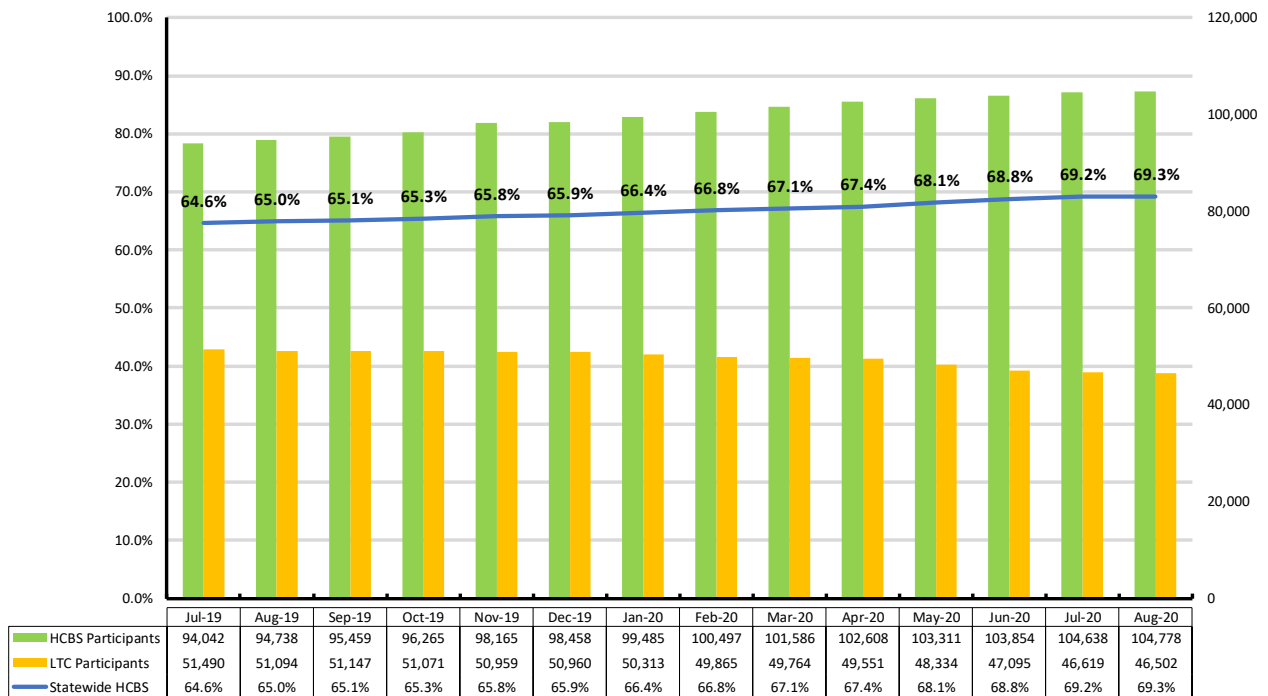
### D-SNP Enrollments by Plan



D-SNP enrollment continues to grow. There was a 1.2% increase growth in D-SNP participants from July to August. Since the beginning of 2020, D-SNP participants have increased 9.2%.

Data period: August 2020

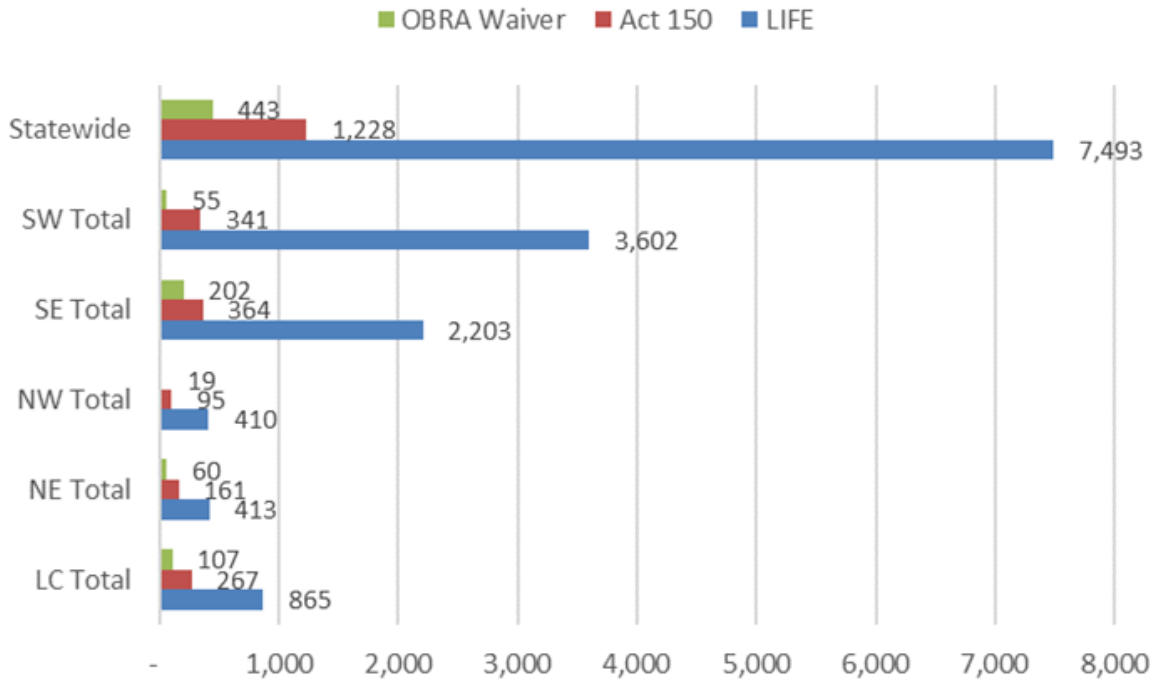
### Statewide LTSS Population and HCBS Percentage



Data period: August 2020

\*This chart contains CHC, OBRA, Act150 and LIFE program participants.

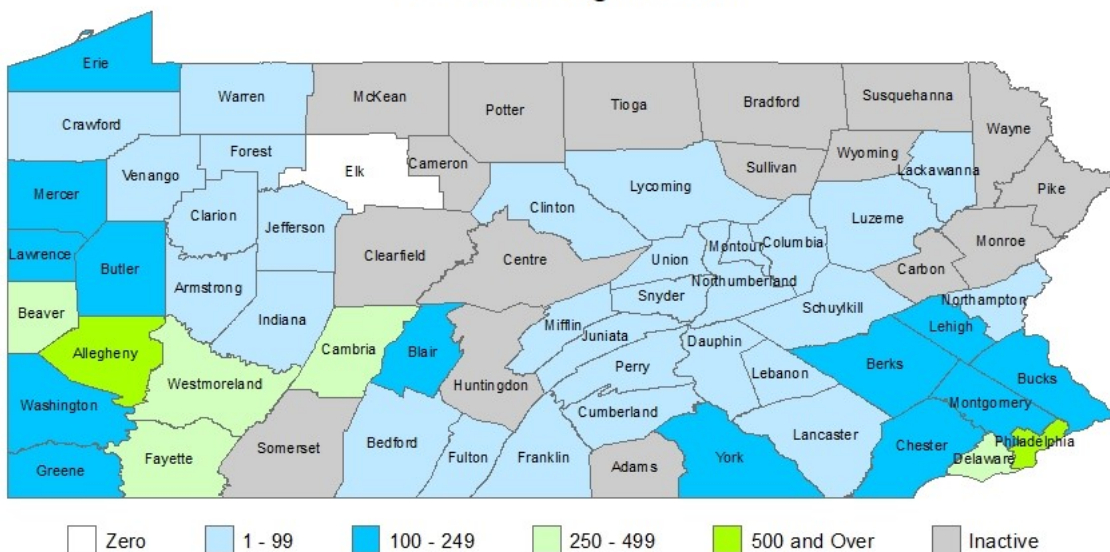
### Other OLTL Program Enrollment



Data Period: August 2020

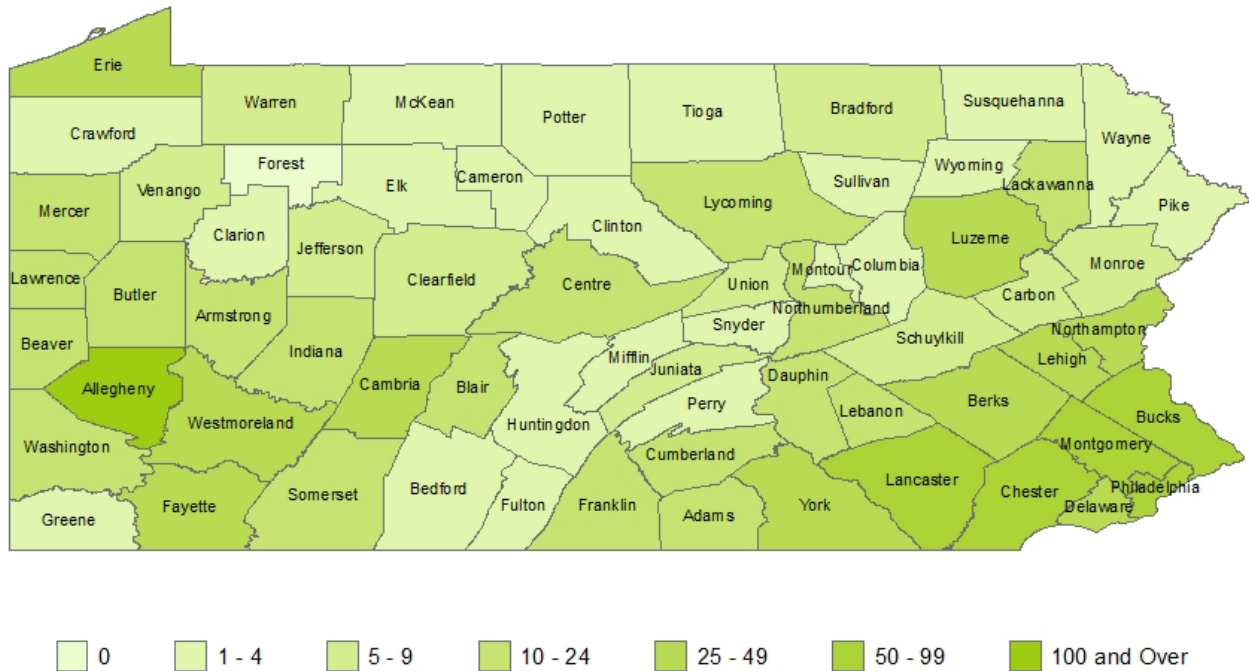
### LIFE Enrollments by County

Data as of August 2020





## Number of Personal Care Homes and Assisted Living Facilities by County



Data Period: August 2020

**Questions regarding this data brief can be directed to:**

**The Office of Long-Term Living**  
**Abigail Coleman**  
**Director, Division of Program Analytics**  
[abcoleman@pa.gov](mailto:abcoleman@pa.gov)